

APPROVED
JUN 09 2021
BOARD OF RECREATION
AND PARK COMMISSIONERS

BOARD REPORT

NO. 21-104

DATE June 09, 2021

C.D. ALL

BOARD OF RECREATION AND PARK COMMISSIONERS

SUBJECT: DEPARTMENT OF RECREATION AND PARKS FY2021-22 PROJECT PLAN BETWEEN THE CITY OF LOS ANGELES AND THE LOS ANGELES 2028 ORGANIZING COMMITTEE FOR THE 2028 OLYMPIC AND PARALYMPIC GAMES FOR THE CITY'S YOUTH SPORTS PROGRAM PARTNERSHIP – RESCISSION OF BOARD REPORT 21-094; APPROVAL OF THE UPDATED FISCAL YEAR 2021-22 PROJECT PLAN

* AP Diaz	<u>APD</u>	M. Rudnick	_____
H. Fujita	_____	C. Santo Domingo	_____
J. Kim	_____	N. Williams	_____



General Manager

Approved X Disapproved _____ Withdrawn _____

RECOMMENDATIONS

1. Rescind Report No. 21-094 in its entirety, which was approved on May 20, 2021 by the Board of Recreation and Park Commissioners (Board) (Attachment 1);
2. Approve the updated FY2021-22 Project Plan, as attached to this Report (Attachment 2);
3. Authorize the Department of Recreation and Parks (RAP) to accept and receive a funding allocation in the amount of Seven Million, Seven Hundred Eight Thousand, Nine Hundred Twenty-Two Dollars (\$7,708,922) from the Los Angeles Organizing Committee for the 2028 Olympic and Paralympic Games (LA 2028) to fund the Fiscal Year (FY2021-22) Project Plan (Attachment 2), subject to City Council approval;
4. Direct RAP to transmit the FY2021-22 Project Plan to the City Council for approval in conformance with the Youth Sports Agreement (YSA) (Attachment 3); and
5. Authorize RAP staff to make any technical changes to the FY2021-22 Project Plan as needed to carry out the intent of this Report or in conformance with any technical changes requested by the City Council.

BOARD REPORT

PG. 2 NO. 21-104

SUMMARY

On September 13, 2017, the International Olympic Committee (“IOC”) selected the City of Los Angeles to host the 2028 Olympic and Paralympic Games (the “2028 Games”). Among the principles of the Host City Contract, entered into on September 13, 2017, by and between the City, the IOC and the United States Olympic Committee (“USOC”), and in the Memorandum of Understanding Between the City, LA 2028 and the USOC, regarding the organizing of the 2028 Games, dated August 16, 2017, LA 2028 committed to support youth sports programming, including funding up to \$160,000,000 to significantly enhance access to sports for the City’s youth over the years leading up to the 2028 Games (the “Youth Sports Commitment”).

The terms of LA 2028’s Youth Sports Commitment, developed in collaboration with the City, were memorialized in the Youth Sports Agreement (YSA), Attachment 3, for the operation and development of the City’s Youth Sports Program (YSP). The YSA will be incorporated into the larger Games Agreement between the City and LA 2028.

Through the YSP, RAP will use the funding provided by LA 2028 to directly support and increase citywide youth participation in quality sport and fitness programming by removing financial barriers that limit access to participation.

The YSP will be structured to overcome these barriers to participation, including considerations to achieve gender equity and to increase access and opportunity for all young people, particularly the economically disadvantaged and physically impaired and to ensure enduring health and wellness benefits for all communities in the City of Los Angeles.

Pursuant to the YSA, RAP agreed to prepare and present annual project plans for LA 2028’s funding considerations to support RAP’s YSP programs for each fiscal year under the following terms and conditions:

- a. RAP shall provide leagues and classes at all recreation centers within the City, subject to availability, capacity, maintenance needs or infrastructure conditions at each recreation center; and
- b. RAP shall offer leagues across all recreation centers within the City following the Citywide Seasonal Sports Schedule (subject to availability, capacity, maintenance needs or infrastructure conditions at each recreation center); and
- c. Each recreation center shall cooperate with local volunteer coaching organizations (including but not limited to Coaching Corps, Positive Coaching Alliance, Up2Us Sports, and any other such organizations agreeable to the Parties) to maximize RAP’s capacity to source trained coaches for such leagues and classes, provided there is no additional fee, cost, or impact to RAP; and
- d. RAP shall develop, implement, and maintain enrollment practices designed to encourage and maximize broad-based youth participation in RAP offerings; and

BOARD REPORT

PG. 3 NO. 21-104

- e. RAP shall commit to offering all sports and fitness programs in a manner which places an emphasis and high priority on safety and reporting mechanisms for YSP participants.

Additionally, RAP will submit annual YSP Project Plan requests to LA 2028, up to the cumulative amount of the total available Grant Funds available for such Fiscal Year, as follows:

- a. Participation Fees for Leagues and Classes: A majority of the cumulative funds available annually may be used each Fiscal Year to offset the Direct Costs for participation in RAP operated, quality youth sport leagues & classes;
- b. Signature Youth Programs: RAP may also use 20% of the cumulative funds available annually to launch Signature Programs. These are new or substantially reorganized RAP activities, such as adaptive sport activities, which may be delivered with a RAP Partner Provider.

FY2021-22 PROJECT PLAN

The FY2021-22 Project Plan identifies estimated subsidies for participation in existing recreational and aquatic programming as well as requested allocations for unique signature programming with a commitment to Olympic or Adaptive Sports and to track participation and growth resulting from RAP's baseline participation numbers starting in Summer 2021 through 2028.

\$7,708,922 will be used for RAP's 2021-22 fiscal year, in addition to remaining funds in the amount of \$1,925,992 (excludes \$555,000 of expenditures to be reconciled) from the previously Board and Council approved Fall 2020 Project Plan, suspended due to COVID-19, to be apportioned as follows:

- a. \$5,280,760 to support recreational leagues and classes at 81 prequalified sites (\$10 registration) and available to eligible participants (participants who self-certify (Attachment 5) they receive a free or reduced lunch) at the City's 42 non-prequalified sites (Attachment 4). This includes Teqball and Up2Us, two pilot programs detailed in the YSP Project Plan narrative (Attachment 2a).
- b. \$1,754,521 to support Aquatics Swim Classes at RAP's 35 prequalified aquatic sites and available to eligible participants at the City's remaining 18 non- prequalified aquatic sites. This program is defined as a signature youth program and involves swim instructional programs.
- c. \$174,720 to support Track and Field at 15 facilities Citywide, as a Sports and Fitness signature program.
- d. \$224,200 to support Judo, in collaboration with USA Judo, the National Governing Body for the sport of Judo, as a Sports and Fitness signature program. USA Judo will provide expert guidance in rules, training and adherence to established best practices in Judo instruction.

BOARD REPORT

PG. 4 NO. 21-104

- e. \$140,400 to support Tennis, in partnership with United States Tennis Association (USTA), the National Governing Body for the sport of Tennis, as a Sports and Fitness signature program. USTA will provide staff training and instructional opportunities for youth, clinics, classes and start up equipment for youth instructional tennis.
- f. \$38,980 to support Golf starting at three golf facilities and expanding throughout the fiscal year to four golf facilities and four recreation facilities, as a Sports and Fitness signature program.
- g. \$200,000 to support Marathon training, as a Sports and Fitness signature program.
- h. \$571,333 to support Adaptive Sports, as a Sports and Fitness signature program.
- i. \$500,000 for the services of U.S. Center for SafeSport, to provide training and tools to ensure the safety of all youth participants in RAP sports and fitness programs.
- j. \$750,000 for use on the development of marketing, outreach and branding resources, as outlined in the YSA, for an amount not to exceed \$6,400,000 during the next 9 years.

Using FY2018-19 as our “baseline”, RAP had 61,925 Youth Participants enrolled in YSP programs at Recreation Centers during the fiscal year, and 31,013 Youth Participants enrolled in YSP programs at Aquatic Facilities. RAP projections for the 2021-22 fiscal year are for 45,466 Youth Participants to be enrolled in YSP subsidized programs at Recreation Centers, a decrease of 27% under the baseline; and 37,960 Youth Participants to be enrolled in YSP Aquatics subsidized programs, representing a 22% increase over the baseline, for a total decreased forecast of 9,512 participants. The decreased forecast is due to RAP slowly transitioning back into sports leagues and programming that meets post pandemic health and safety guidelines.

FISCAL IMPACT

Approval of the Revised FY2021-22 Project Plan and acceptance of Grant funding from LA 2028 will have no impact on RAP’s General Fund and will result in significantly increased fiscal resources to remove barriers to youth sports and fitness participation and grow enrollment in programs Citywide.

STRATEGIC PLAN INITIATIVES AND GOALS

Approval of this Board Report advances RAP’s Strategic Plan by supporting:

Goal No. 2: Offer Affordable and Equitable Recreational Programming

Outcome No. 1: Improved health and social equity for young Angelenos

Key Metric: Number of youth participants in sports and fitness programs

Result: Increase participation in youth sports, fitness and aquatics programs by removing barriers to enrollment, specifically in in low-income communities of color

BOARD REPORT

PG. 5 NO. 21-104

LIST OF ATTACHMENTS/EXHIBITS

- 1) Board Report No. 21-094
- 2) FY2021-22 Project Plan
- 2a) YSP Project Plan narrative
- 3) Youth Sports Agreement (YSA)
- 3a) Program Dates
- 3b) Recreation Coach Training Plan
- 3c) Aquatics Coach Training Plan
- 4) List of pre-qualified and non-prequalified Recreation Centers and Aquatic Facilities
- 5) Self-Certification Form
- 6) Compliance Certification Letter

APPROVED
MAY 20 2021
BOARD OF RECREATION
AND PARK COMMISSIONERS

BOARD REPORT

NO. 21-094 REVISED

DATE May 20, 2021

C.D. ALL

BOARD OF RECREATION AND PARK COMMISSIONERS

SUBJECT: APPROVAL OF THE DEPARTMENT OF RECREATION AND PARKS FY2021-22 PROJECT PLAN BETWEEN THE CITY OF LOS ANGELES AND THE LOS ANGELES 2028 ORGANIZING COMMITTEE FOR THE 2028 OLYMPIC AND PARALYMPIC GAMES FOR THE CITY'S YOUTH SPORTS PROGRAM PARTNERSHIP

* AP Diaz	<u>APD</u>	M. Rudnick	_____
H. Fujita	_____	C. Santo Domingo	_____
J. Kim	_____	N. Williams	_____

M. Shue
General Manager

Approved X Disapproved _____ Withdrawn _____

RECOMMENDATIONS

1. Approve the Department of Recreation and Parks (RAP) FY2021-22 Project Plan, as set forth in this Report's Attachment 1;
2. Authorize RAP to accept and receive a funding allocation from the Los Angeles Organizing Committee for the 2028 Olympic and Paralympic Games (LA 2028) in the amount of Nine Million, Seven Hundred Fifty-Four Thousand, Four-Hundred Twenty-Two Dollars (\$9,754,422.00) in support of the FY2021-22 Project Plan as set forth Attachment 1, subject to approval of the City Council;
3. Direct RAP to transmit the FY2021-22 Project Plan to the City Council for consideration in conformance with the Youth Sports Agreement (YSA), attached hereto as Attachment 2 and approved by the Board of Recreation and Park Commissioners (Board) on December 18, 2019; and
4. Authorize RAP staff to make technical changes to the FY2021-22 Project Plan as needed to carry out the intent of this Report.

BOARD REPORT

PG. 2 NO. 21-094

SUMMARY

On September 13, 2017, the International Olympic Committee (“IOC”) selected the City of Los Angeles to host the 2028 Olympic and Paralympic Games (the “2028 Games”). Among the principles of the Host City Contract, entered into on September 13, 2017, by and between the City, the IOC and the United States Olympic Committee (“USOC”), and in the Memorandum of Understanding Between the City, LA 2028 and the USOC, regarding the organizing of the 2028 Games, dated August 16, 2017, LA 2028 committed to support youth sports programming, including funding up to \$160,000,000 to significantly enhance access to sports for the City’s youth over the years leading up to the 2028 Games (the “Youth Sports Commitment”).

The terms of LA 2028’s Youth Sports Commitment, developed in collaboration with the City, were memorialized in the Youth Sports Agreement (YSA), Attachment 2, for the operation and development of the City’s Youth Sports Program (YSP). The YSA will be incorporated into the larger Games Agreement between the City and LA 2028.

Through the YSP, RAP will use the funding provided by LA 2028 to directly support and increase citywide youth participation in quality sport and fitness programming by removing financial barriers that limit access to participation.

The YSP will be structured to overcome these barriers to participation, including considerations to achieve gender equity and to increase access and opportunity for all young people, particularly the economically disadvantaged and physically impaired and to ensure enduring health and wellness benefits for all communities in the City of Los Angeles.

Pursuant to the YSA, RAP agreed to prepare and present annual project plans for LA 2028’s funding considerations to support RAP’s YSP programs for each fiscal year under the following terms and conditions:

- a. RAP shall provide leagues and classes at all recreation centers within the City, subject to availability, capacity, maintenance needs or infrastructure conditions at each recreation center; and
- b. RAP shall offer leagues across all recreation centers within the City following the Citywide Seasonal Sports Schedule (subject to availability, capacity, maintenance needs or infrastructure conditions at each recreation center); and
- c. Each recreation center shall cooperate with local volunteer coaching organizations (including but not limited to Coaching Corps, Positive Coaching Alliance, Up2Us Sports, and any other such organizations agreeable to the Parties) to maximize RAP’s capacity to source trained coaches for such leagues and classes, provided there is no additional fee, cost, or impact to RAP; and
- d. RAP shall develop, implement, and maintain enrollment practices designed to encourage and maximize broad-based youth participation in RAP offerings; and

BOARD REPORT

PG. 3 NO. 21-094

- e. RAP shall commit to offering all sports and fitness programs in a manner which places an emphasis and high priority on safety and reporting mechanisms for YSP participants.

Additionally, RAP will submit annual YSP Project Plan requests to LA 2028, up to the cumulative amount of the total available Grant Funds available for such Fiscal Year, as follows:

- a. Participation Fees for Leagues and Classes: A majority of the cumulative funds available annually may be used each Fiscal Year to offset the Direct Costs for participation in RAP operated, quality youth sport leagues & classes;
- b. Signature Youth Programs: RAP may also use 20% of the cumulative funds available annually to launch Signature Programs. These are new or substantially reorganized RAP activities, such as adaptive sport activities, which may be delivered with a RAP Partner Provider.

FY2021-22 PROJECT PLAN

The FY2021-22 Project Plan identifies estimated subsidies for registration in existing recreational and aquatic programming as well as requested allocations for unique signature programming with a commitment to Olympic or Adaptive Sports and to track participation and growth resulting from RAP's baseline participation numbers starting in Summer 2021 through 2028.

The requested amount of \$9,754,422 will be used for RAP's 2021-22 fiscal year, in addition to remaining funds in the amount of \$1,925,992 from the previously Board and Council approved Fall 2020 Project Plan, suspended due to COVID-19, to be apportioned as follows:

- a. \$5,287,960 to support recreational leagues and classes at 87 prequalified sites (\$10 registration) and available to eligible participants (participants who self-certify (Attachment 4) they receive a free or reduced lunch) at the City's 36 non-prequalified sites (Attachment 3). This includes Teqball and Up2Us, two pilot programs detailed in the YSP Project Plan narrative (Attachment 1a).
- b. \$3,772,871 to support Aquatics Swim Classes at RAP's 38 prequalified aquatic sites and available to eligible participants at the City's remaining 15 non- prequalified aquatic sites. This program is defined as a signature youth program and involves swim instructional programs.
- c. \$174,720 to support Track and Field at 15 facilities Citywide, as a Sports and Fitness signature program.
- d. \$224,200 to support Judo, in collaboration with USA Judo, the National Governing Body for the sport of Judo, as a Sports and Fitness signature program. USA Judo will provide expert guidance in rules, training and adherence to established best practices in Judo instruction.

BOARD REPORT

PG. 4 NO. 21-094

- e. \$140,400 to support Tennis, in partnership with United States Tennis Association (USTA), the National Governing Body for the sport of Tennis, as a Sports and Fitness signature program. USTA will provide staff training and instructional opportunities for youth, clinics, classes and start up equipment for youth instructional tennis.
- f. \$58,930 to support Golf starting at three golf facilities and expanding throughout the fiscal year to four golf facilities and four recreation facilities, as a Sports and Fitness signature program.
- g. \$200,000 to support Marathon training, as a Sports and Fitness signature program.
- h. \$571,333 to support Adaptive Sports, as a Sports and Fitness signature program.
- i. \$500,000 for the services of U.S. Center for SafeSport, to provide training and tools to ensure the safety of all youth participants in RAP sports and fitness programs.
- j. \$750,000 for use on the development of marketing, outreach and branding resources, as outlined in the YSA, for an amount not to exceed \$6,400,000 during the next 9 years.

Using FY2018-19 as our “baseline”, RAP had 65,585 Youth Participants enrolled in YSP programs at Recreation Centers during the fiscal year, and 33,869 Youth Participants enrolled in YSP programs at Aquatic Facilities. RAP projections for the 2021-22 fiscal year are for 48,251 Youth Participants to be enrolled in YSP subsidized programs at Recreation Centers, a decrease of 26% under the baseline; and 41,770 Youth Participants to be enrolled in YSP Aquatics subsidized programs, representing a 23% increase over the baseline, for a total decreased forecast of 9,433 participants. The decreased forecast is due to slowly transitioning back into sports leagues and programming that meets post pandemic health and safety guidelines.

FISCAL IMPACT

Approval of the FY2021-22 Project Plan and acceptance of Grant funding from LA 2028 will have a positive impact on RAP’s General Fund, allowing RAP to remove barriers to participation and grow enrollment in programs Citywide.

STRATEGIC PLAN INITIATIVES AND GOALS

Approval of this Board Report advances RAP’s Strategic Plan by supporting:

Goal No. 2: Offer Affordable and Equitable Recreational Programming

Outcome No. 1: Improved health and social equity for young Angelenos

Key Metric: Number of youth participants in sports and fitness programs

Result: Increase participation in youth sports, fitness and aquatics programs by removing barriers to enrollment, specifically in in low-income communities of color

BOARD REPORT

PG. 5 NO. 21-094

This Report was prepared by Grace Duncan, Chief Management Analyst, Finance Division

LIST OF ATTACHMENTS/EXHIBITS

- 1) FY2021-22 Project Plan
 - 1a) YSP Project Plan narrative
 - 2) Youth Sports Agreement (YSA)
 - 2a) Program Dates
 - 2b) Recreation Coach Training Plan
 - 2c) Aquatics Coach Training Plan
 - 3) List of pre-qualified and non-prequalified Recreation Centers and Aquatic Facilities
 - 4) Self-Certification Form
 - 5) Compliance Certification Letter



PROJECT PLAN



YOUTH SPORT PARTNERSHIP

TO:
LA 2028
ATTENTION: Casey Wasserman, Chairman
10900 Wilshire Blvd., Suite 700
Los Angeles, CA 90024

DOCUMENT NO.:
FISCAL YEAR:

LA28-002
2021/2022

RECREATION CENTERS

I. CURRENT PROGRAMS

(See Attachment 1 for Description; Attachment 2a & 2b for Program Dates and Coach Training; Attachment 3a & 3b for Detail)

ESTIMATED ENROLLMENT TOTALS:	"A"	LEAGUES		CLASSES		TOTALS
		UNIT COST	TOTAL	UNIT COST	TOTAL	
			32,713		19,385	52,098
<i>Instructors</i>				\$ 40	\$ 775,400	\$ 775,400
<i>Coaches</i>		\$ 40	\$ 1,308,520			\$ 1,308,520
<i>Officials</i>		\$ 37	\$ 1,210,381			\$ 1,210,381
<i>Uniforms</i>		\$ 40	\$ 1,308,520			\$ 1,308,520
<i>Shared Equipment</i>		\$ 30	\$ 981,390	\$ 20	\$ 387,700	\$ 1,369,090
<i>Pre and Post events</i>		\$ 20	\$ 654,260	\$ 20	\$ 387,700	\$ 1,041,960
<i>Trophies</i>		\$ 13	\$ 425,269			\$ 425,269
TOTAL COSTS (REC CENTERS):	"B"	\$ 180	\$ 5,888,340	\$ 80	\$ 1,550,800	\$ 7,439,140

Less: Projected Baseline Funding

Rec and Parks General Fund - Rec Centers (estimate)

\$ (1,300,000)

GPLA (estimate)

\$ (813,900)

Dodgers (estimate)

\$ (148,680)

Clippers (In-kind donation: Uniforms) (estimate)

\$ -

Natasha Watley Foundation (estimate)

\$ (33,000)

Total Projected Baseline Funding

"C"

\$ (2,295,580)

Personal Protective Equipment (PPE)

Masks (400 masks/mo X 12 mos. X \$0.10 X 87 rec centers)

\$ 41,760

Hand sanitizers (3 gallons/mo X 12 mos. X \$20 X 87 rec centers)

\$ 62,640

"D"

\$ 104,400

TOTAL COSTS LESS PROJECTED BASELINE FUNDING (REC CENTERS - CURRENT PROGRAMS):

"E"

("B + C + D")

\$ 5,247,960

II. PILOT PROGRAMS

(See Attachment 1 for Description and Attachment 5 for List of Teqball Sites)

A. Up2Us Sports	"F"	\$ 20,000
B. Teqball	"G"	\$ 20,000
TOTAL COSTS (PILOT PROGRAMS):	"H"	\$ 40,000
	("F + G")	

TOTAL COSTS (RECREATION CENTERS)

TOTAL COSTS (CURRENT AND PILOT PROGRAMS) - less Projected Baseline Funding:

"J"

("E + H")

\$ 5,287,960



PROJECT PLAN



YOUTH SPORT PARTNERSHIP

TO: **LA 2028**
ATTENTION: Casey Wasserman, Chairman
10900 Wilshire Blvd., Suite 700
Los Angeles, CA 90024

DOCUMENT NO.:
 FISCAL YEAR:

LA28-002
 2021/2022

SIGNATURE YOUTH SPORTS PROGRAMS

I. AQUATICS

(See Attachment 2b & 2c for Program Dates and Coach Training; Attachment 4a,4b,4c & 4d for Detail)

		DIVE, SYNCHRO, WATER POLO TEAMS		SWIM LESSONS		TOTALS
		SWIM TEAM	TEAMS	UNIT COST	TOTAL	
Estimated Enrollment Totals	"J"	1820	1,910		52,670	56,400
CATEGORY		UNIT COST		TOTAL		
Lifeguard/Instructor		\$ 122	\$ 122	\$		\$ 455,060
Class instructor *				\$ 70	\$ 3,686,900	\$ 3,686,900
Officials		\$ 20	\$ 20			\$ 74,600
Uniform		\$ 30	\$ 10			\$ 73,700
USA Membership		\$ 20				\$ 36,400
Pre and Post events		\$ 20	\$ 20			\$ 74,600
Trophies		\$ 13	\$ 13			\$ 48,490
Subtotal Aquatics	"K"	\$ 225	\$ 185	\$ 70	\$ 3,686,900	\$ 4,449,750

* includes all staff costs associated with extended hours for swim lessons

Less: Projected Baseline Funding

Rec and Parks General Fund -

Aquatics (estimate)

Kaiser (estimate)

Total Projected Baseline Funding

\$ (1,100,000)
\$ (204,000)
\$ (1,304,000)

Total Aquatics less Projected
Baseline Funding

"M"
("K + L")

\$ 3,145,750

Personal Protective Equipment (PPE)

Masks (200 masks/mo X 12 mos. X

\$0.10 X 38 pools)

Hand sanitizers (1.5 gallons/mo X 12

mos. X \$20 X 38 pools)

"N"

\$ 9,120
\$ 13,680
\$ 22,800

Equipment Cost

(Note: Replacement timeframe is variable; cost may occur again in future years)

Equipment for Team Sports - Year-
round pools (16 pools X \$15,465.56)

\$ 247,449

Equipment for Team Sports- Seasonal
pools (22 pools X \$14,065.56)

\$ 309,442

Equipment for Swim Classes (38 pools
X \$1,248.15)

\$ 47,430

Total Equipment

"O"

\$ 604,321

I. Total Aquatics less Projected
Baseline Funding (including
Equipment)

"P"
("M + N + O")

\$ 3,772,871

II. SPORTS & FITNESS

A. TRACK & FIELD (15 sites)

(See Attachment 1 for Description and 6a & 6b for Detail)

		CLASSES		TOTALS
		UNIT COST	TOTAL	
Estimated Enrollment Totals	"Q"		1,200	1,200
CATEGORY		UNIT COST		TOTAL
Instructor/Coach		\$ 112.00	\$ 134,400	\$ 134,400
Saturday Instruction		\$ 33.60	\$ 40,320	\$ 40,320
Total	"R"	\$ 145.60	\$ 174,720	\$ 174,720



PROJECT PLAN



YOUTH SPORT PARTNERSHIP

TO:
LA 2028
ATTENTION: Casey Wasserman, Chairman
10900 Wilshire Blvd., Suite 700
Los Angeles, CA 90024

DOCUMENT NO.:
FISCAL YEAR:

LA28-002
2021/2022

Equipment Cost

(Note: Replacement timeframe is variable; cost may occur again in future years)

Equipment (high jump, shots,
javelins, blocks - \$17,500 per site) -
Included in YSP Fall 2020 Project Plan

"S"

\$ -

A. Total Track & Field (15 sites)

"T"
("R + S")

\$ 174,720

B. JUDO - USA Olympic sanction (10 sites)

(See Attachment 1 for Description and 7a & 7b for Detail)

		CLASSES		TOTALS	
Estimated Enrollment Totals	"U"		1,200		1,200
CATEGORY					
Instructor		UNIT COST	TOTAL		
Uniform		\$ 96	\$ 115,200	\$	115,200
Pre and Post events		\$ 30	\$ 36,000	\$	36,000
		\$ 12.5	\$ 15,000	\$	15,000
Total	"V"	\$ 138.5	\$ 166,200	\$	166,200

Equipment Cost

(Note: Replacement timeframe is variable; cost may occur again in future years)

Equipment - mats (10 sites)

"W"

\$ 58,000

B. Total Judo (10 sites)

"X"
("V + W")

\$ 224,200

C. TENNIS (20 sites)

(See Attachment 1 for Description and 8a & 8b for Detail)

		CLASSES		TOTALS	
Estimated Enrollment Totals	"Y"		2,400		2,400
CATEGORY					
Instructor		UNIT COST	TOTAL		
Uniform		\$ 48	\$ 115,200	\$	115,200
Pre and Post events		\$ -	\$ -	\$	-
		\$ 10.5	\$ 25,200	\$	25,200
Total	"Z"	\$ 58.5	\$ 140,400	\$	140,400

C. Total Tennis (20 sites)

"AA"
("Z")

\$ 140,400

D. GOLF (4 golf sites and 4 recreation centers)

(See Attachment 1 for Description and 9a & 9b for Detail)

		GOLF COURSE SITES		REC CENTERS		TOTALS	
Estimated Enrollment Totals	"AB"		224		112		336
CATEGORY							
Instructor		UNIT COST	TOTAL	UNIT COST	TOTAL		
Recreation Assistant		\$ 52	\$ 11,648	\$ 52	\$ 5,824	\$	17,472
Recreation Assistant (To Transport from Rec Center to Golf site)		\$ 38	\$ 8,512	\$ 38	\$ 4,256	\$	12,768
Supplies		\$ 28.50	\$ 6,384	\$ 7.13	\$ 798	\$	7,182
		\$ 28	\$ 6,272	\$ 28	\$ 3,136	\$	9,408
Total	"AC"	\$ 146.5	\$ 32,816	\$ 125.13	\$ 14,014	\$	46,830

Equipment Cost

(Note: Replacement timeframe is variable; cost may occur again in future years)



PROJECT PLAN



YOUTH SPORT PARTNERSHIP

TO:
LA 2028
ATTENTION: Casey Wasserman, Chairman
10900 Wilshire Blvd., Suite 700
Los Angeles, CA 90024

DOCUMENT NO.:
FISCAL YEAR:

LA28-002
2021/2022

Equipment for Golf sites - Included in YSP Fall 2020 Project Plan Equipment for Rec Centers - Golf clubs, targets, hitting nets		-	
	"AD"	12,100	\$ 12,100

D. Total Golf (4 golf sites and 4 recreation centers)	"AE" ("AC + AD")		\$ 58,930
--	----------------------------	--	------------------

E. MARATHON TRAINING

Note: Once this program is developed, RAP will seek secondary approval of this component of the Project Plan.

Marathon Training	"AF"		\$ 200,000
-------------------	------	--	------------

E. Total Marathon Training	"AG" ("AF")		\$ 200,000
-----------------------------------	-----------------------	--	-------------------

II. Total Sports & Fitness	"AH" ("T + X + AA + AE + AG")		\$ 798,250
---------------------------------------	---	--	-------------------

III. ADAPTIVE SPORTS

(See Attachment 10 for Description)

Adaptive Sports (Start up cost & Equipment)	"AI"		\$ 571,333
---	------	--	------------

TOTAL COSTS (SIGNATURE PROGRAMS)

TOTAL COSTS (SIGNATURE PROGRAMS) - excluding Projected Baseline Funding:	"AJ" ("K + N + O + AH + AI")		\$ 6,446,454
---	--	--	---------------------

TOTAL PROJECTED BASELINE FUNDING (AQUATICS)	"AK" ("L")		\$ (1,304,000)
--	----------------------	--	-----------------------

TOTAL COSTS (SIGNATURE PROGRAMS) - less Projected Baseline Funding:	"AL" ("AJ + AK")		\$ 5,142,454
--	----------------------------	--	---------------------

"AM" ("AJ / AT")	% to total Request - excluding Projected Baseline Funding (Target = 20% per YSP Agreement Section 8d)	55%
---------------------	---	-----

"AN" ("AL / AT")	% to total Request - less Projected Baseline Funding (Target = 20% per YSP Agreement Section 8d)	44%
---------------------	--	-----

OTHER COSTS

SAFE SPORT	"AO"		\$ 500,000
-------------------	-------------	--	-------------------

MARKETING / BRANDING / OUTREACH

Marketing		\$ 500,000	
Recreation Centers Printing (Banners, Flyers, etc.)		\$ 50,000	
Media buy		\$ 200,000	

Total Marketing/Branding/Outreach	"AP"		\$ 750,000
--	-------------	--	-------------------

REPORTING REQUIREMENTS	"AQ"		\$ -
-------------------------------	-------------	--	-------------

TOTALS



PROJECT PLAN

YOUTH SPORT PARTNERSHIP

TO:
LA 2028
 ATTENTION: Casey Wasserman, Chairman
 10900 Wilshire Blvd., Suite 700
 Los Angeles, CA 90024

DOCUMENT NO.:
 FISCAL YEAR:

LA28-002
 2021/2022

OTHER	"AR"	\$ -
TOTAL OTHER COSTS:	"AS" ("AO + AP + AQ + AR")	\$ 1,250,000

<u>Summary of Funding for Other Costs</u>	
Maximum funding for Other Costs thru 9/1/2028 (per YSP Agreement Section 8e)	\$ 6,400,000
Less: Actual Costs Fall 2020	\$ -
Less: Forecast Costs FY 21/22	\$ (1,250,000)
TOTAL REMAINING BALANCE OF FUNDING	\$ 5,150,000

TOTAL COSTS

TOTAL COSTS (REC CENTERS, SIGNATURE PROGRAMS & OTHER):	"AT" ("I + AL + AS")	\$ 11,680,414
---	-------------------------	----------------------



PROJECT PLAN



YOUTH SPORT PARTNERSHIP

TO:
LA 2028
ATTENTION: Casey Wasserman, Chairman
 10900 Wilshire Blvd., Suite 700
 Los Angeles, CA 90024

DOCUMENT NO.:
FISCAL YEAR:

LA28-002
 2021/2022

FISCAL RECONCILIATION - FUNDING VS ACTUAL/ESTIMATED COSTS

LA 2028 FUNDING RECEIVED-TO - DATE	"		FISCAL YEAR (THRU)		TOTALS
			FY20/21	\$	
SwimLA 1.0		\$ 912,499.35			\$ 4,481,705
SwimLA 2.0		\$ 1,088,213.32			
Fall 2020 Project Plan		\$ 2,480,992.00			
ACTUAL/ESTIMATED COSTS TO DATE	"II"				
SwimLA 1.0 (Actual)		\$ 912,499.35			\$ 2,555,713
SwimLA 2.0 (Actual)		\$ 1,088,213.32			
Fall 2020 Project Plan *Note: Estimated cost is for equipment purchased to date. Equipment will be used in FY 21/22, as Fall 2020 YSP Program was suspended due to Covid-19.		\$ 555,000.00			
OVER (+)/UNDER (-) TO DATE	"III" ("I - II")				\$ 1,925,992

PROJECT PLAN

PROJECT PLAN	"IV"	FISCAL YEAR	TOTALS
		FY21/22	\$ 11,680,414

FUNDING REQUEST

YSP ANNUAL ALLOCATION PLAN	"V"	FISCAL YEAR	TOTALS
		FY21/22	\$ 19,200,000
REQUEST FOR FUNDING (NOT TO EXCEED ANNUAL ALLOCATION PLAN)	"VI" ("IV - III") or "V", whichever is less		\$ 9,754,422

	Summer 2021	Fall 2021	Winter 2022	Spring 2022	TOTALS
Recreation Centers	\$ 2,643,980	\$ 1,057,592	\$ 1,057,592	\$ 528,796	\$ 5,287,960
Signature Programs	\$ 2,571,227	\$ 1,028,491	\$ 1,028,491	\$ 514,245	\$ 5,142,454
Other Costs	\$ 1,250,000				\$ 1,250,000
Funding vs Actual/Estimated Costs to Date (+)/(-) (Refer to Fiscal Reconciliation - Funding vs Actual/Estimated Costs)	\$ (1,925,992)				\$ (1,925,992)
FUNDING REQUEST BY QUARTER	\$ 4,539,215	\$ 2,086,083	\$ 2,086,083	\$ 1,043,041	\$ 9,754,422

Please remit funds to:

Name: CITY OF LOS ANGELES
 Bank: Wells Fargo Bank, N.A.
 Bank Address: 420 Montgomery, San Francisco, CA 94104
 ABA or Routing No.: 121000248
 Account No.: 04945265965
 Reference Information: CashWiz Unit 0522
 Fund No.: 63K: Youth Sport Partnership Fund



PROJECT PLAN



YOUTH SPORT PARTNERSHIP

TO:
LA 2028
 ATTENTION: Casey Wasserman, Chairman
 10900 Wilshire Blvd., Suite 700
 Los Angeles, CA 90024

DOCUMENT NO.:
 FISCAL YEAR:

LA28-002
 2021/2022

FUNDS DRAWDOWN SUMMARY

	"A" "A" = "B + C + D" TOTAL FUNDING	"B" "B" PAID TO DATE BY LA2028	"C" "C" PENDING REQUEST	"D" "D" FUND BALANCE
TOTAL AVAILABLE FUNDING:	\$ 160,000,000.00			\$ 160,000,000.00
SwimLA 1.0		\$ 912,499.35		\$ 159,087,500.65
SwimLA 2.0		\$ 1,088,213.32		\$ 157,999,287.33
Fall 2020 Project Plan		\$ 2,480,992.00		\$ 155,518,295.33
<i>FY 21/22 Project Plan (This Request)</i>			\$ 9,754,422.00	\$ 145,763,873.33
TOTALS	\$ 160,000,000.00	\$ 4,481,704.67	\$ 9,754,422.00	\$ 145,763,873.33

PROJECT PLAN

YOUTH SPORT PARTNERSHIP



Attachment 3a: Detail Recreation Centers

DOCUMENT NO.: LA28-002
 FISCAL YEAR: 2021/2022

RECREATION CENTERS - Pre-qualified				Summer 2018 Actual Enrollment (Baseline) Totals			Fall 2018 Actual Enrollment (Baseline) Totals			Winter 2019 Actual Enrollment (Baseline) Totals		
Facility	Address	Region	CD	Actual Enrollment (Baseline) - Classes	Actual Enrollment (Baseline) Sports Leagues	Actual (Baseline) Total Enrollment	Actual Enrollment (Baseline) - Classes	Actual Enrollment (Baseline) Sports Leagues	Actual (Baseline) Total Enrollment	Actual Enrollment (Baseline) - Classes	Actual Enrollment (Baseline) Sports Leagues	Actual (Baseline) Total Enrollment
1 Hoover R.C.	1010 W. 25th St., Los Angeles, CA 90007	Metro	1	51	85	136	92		92	89	75	164
2 Expo Center/Roy Anderson R.C.	3980 South Bill Robertson Lane, Los Angeles, CA 90037	Expo	9	117	830	947	60	27	87	51	920	971
3 Macarthur Park R.C.	2230 W. 6th St., Los Angeles, CA 90057	Metro	1			0	82		82	26		26
4 Toberman R.C.	1725 Toberman St., Los Angeles, CA 90015	Metro	1	20	8	28	30	8	38	23	88	111
5 Algin Sutton R.C.	8800 S. Hoover St., Los Angeles, CA 90044	Pacific	8									
6 109th Street R.C.	1464 E. 109th St., Los Angeles, CA 90059	Pacific	15	4	172	176	36		36	6	110	116
7 South Park R.C.	345 East 51st St., Los Angeles, CA 90011	Pacific	9	36	41	77	36		36	74	48	122
8 Alpine R.C.	817 Yale St., Los Angeles, CA 90012	Metro	1	85		85	1		1	209		209
9 Hollenbeck Park R.C.	415 S. St. Louis St., Los Angeles, CA 90033	Metro	14	178	184	362	147	37	184	131	167	298
10 Slauson R.C.	5306 S. Compton Ave., Los Angeles, CA 90011	Pacific	9	57		57	76		76	138		138
11 Gilbert Lindsay R.C.	429 E. 42nd Pl., Los Angeles, CA 90011	Pacific	9		118	118			0		53	53
12 Lafayette MultiPurpose Community Cent	625 South Lafayette Park Place, Los Angeles	Metro	10	78	28	106	53	23	76	64	22	86
13 Hazard Park R.C.	2230 Norfolk St, Los Angeles, CA 90033	Metro	14			0	4	105	109		123	123
14 Trinity R.C.	2415 Trinity St., Los Angeles, CA 90011	Pacific	9	43	65	108	10		10	14	32	46
15 Mount Carmel R.C.	830 West 70th St., Los Angeles, CA 90044	Pacific	8	106	34	140	43	3	46	108	38	146
16 Lincoln Heights R.C.	2303 Workman Street, Los Angeles, CA 90033	Metro	1		116	116		6	6		72	72
17 Central R.C.	1357 East 22nd St., Los Angeles, CA 90011	Pacific	9	10	177	187	55	10	65	18	58	76
18 Downey R.C.	1772 North Spring St, Los Angeles, CA 90031	Metro	1	18	68	86	12		12	11	68	79
19 Van Ness R.C.	5720 2nd Avenue, Los Angeles, CA 90043	Pacific	8	111		111	2	75	77	169	139	308
20 State Street R.C.	716 North State St., Los Angeles, CA 90033	Metro	14	171	103	274	113	102	215	85	266	351
21 Evergreen R.C.	2844 E. 2nd St, Los Angeles, CA 90033	Metro	14	9	457	466	11		11	62	202	264
22 Wilmington R.C.	325 N. Neptune Ave., Wilmington, CA 90744	Pacific	15		32	32	18	21	39	16	115	131
23 Lincoln Park R.C.	3501 Valley Blvd, Los Angeles, CA 90031	Metro	1	48	27	75	92	29	121	71	61	132
24 Green Meadows R.C.	431 E. 89th St., Los Angeles, CA 90003	Pacific	9		8	8		21	21		44	44
25 Seoul International Park	3250 San Marino St., Los Angeles, CA 90006	Pacific	10	12	520	532	49		49	60	173	233
26 Wabash R.C.	2765 Wabash Ave, Los Angeles, CA 90033	Metro	14		178	178			0	9	234	243
27 Normandie R.C.	1550 S. Normandie Avenue, Los Angeles, CA 90006	Metro	1		110	110			0		73	73
28 Lemon Grove R.C.	4959 Lemon Grove Ave, Los Angeles, CA 90029	Metro	13	133	47	180	88		88	121	34	155
29 Loren Miller R.C.	2717 Halldale Ave, Los Angeles, CA 90018	Pacific	8	89	74	163			0	106		106
30 Sepulveda R.C.	8825 Kester Ave., Panorama City 91405	Valley	6	46	95	141	28	12	40	81	128	209
31 Costello R.C.	3141 E. Olympic Bl., Los Angeles, CA 90023	Metro	14	80	72	152	71		71	75	72	147
32 Jackie Tatum Harvard R.C.	1535 W. 62nd St., Los Angeles, CA 90047	Pacific	8	33	248	281	88	1	89	39	169	208
33 Van Nuys R.C.	14301 Vanowen St., Van Nuys, CA 91405	Valley	6	183	287	470	40	15	55	359	250	609

PROJECT PLAN

YOUTH SPORT PARTNERSHIP



Attachment 3a: Detail Recreation Centers

DOCUMENT NO.: LA28-002
 FISCAL YEAR: 2021/2022

RECREATION CENTERS - Pre-qualified				Summer 2018 Actual Enrollment (Baseline) Totals			Fall 2018 Actual Enrollment (Baseline) Totals			Winter 2019 Actual Enrollment (Baseline) Totals		
Facility	Address	Region	CD	Actual Enrollment (Baseline) - Classes	Actual Enrollment (Baseline) Sports Leagues	Actual (Baseline) Total Enrollment	Actual Enrollment (Baseline) - Classes	Actual Enrollment (Baseline) Sports Leagues	Actual (Baseline) Total Enrollment	Actual Enrollment (Baseline) - Classes	Actual Enrollment (Baseline) Sports Leagues	Actual (Baseline) Total Enrollment
34	Denker R.C.	1550 West 35th Pl., Los Angeles, CA 90018	Pacific	8	48	87	135		0	41	140	181
35	South Seas House	2301 West 24th St., Los Angeles CA 90018	Metro	10	12		12	6	6	23		23
36	Pecan R.C.	127 South Pecan St., Los Angeles, CA 90033	Metro	14		217	217	60	60	2	149	151
37	North Hills Community Park	8756 N. Parthenia Pl, North Hills, CA 91343	Valley	6								
38	Ross Snyder R.C.	1501 East 41st St., Los Angeles, CA 90011	Pacific	9		68	68		0		11	11
39	Lincoln Heights Youth Center	2911 Altura Street, Los Angeles, CA 90031	Metro	1		61	61		0		120	120
40	Fred Roberts R.C.	4700 S. Honduras St., Los Angeles, CA 90011	Pacific	9	45	37	82	40	40	87	27	114
41	E. Wilmington Greenbelt Community Cer	918 North Sanford Ave., Wilmington, CA 90744	Pacific	15			0		0	8		8
42	Martin Luther King, Jr. R.C.	3916 S. Western Avenue, Los Angeles, CA 90062	Pacific	8	33		33	51	93	78	46	124
43	Lake Street Park	227 North Lake St., Los Angeles, CA 90026	Metro	13	76	209	285	103	24	88	141	229
44	Shatto R.C.	3191 West 4th St, Los Angeles, CA 90020	Metro	13	560	70	630	255	179	136	161	297
45	Boyle Heights Sports Center	933 South Mott St., Los Angeles, CA 90023	Metro	14		88	88		0	18	45	63
46	Andres and Maria Cardenas R.C.	14740 Blythe St., Panorama City, CA 91402	Valley	6			0	47	47	58		58
47	David M. Gonzales/Pacoima R.C.	10943 Herrick Ave., Pacoima, CA 91331	Valley	7	165	37	202	178	158	167	131	298
48	Ramon Garcia R.C.	1016 S. Fresno Street, Los Angeles, CA 90023	Metro	14		144	144		0	24	176	200
49	Yucca Park Community Center	6671 Yucca St., Los Angeles, CA 90028	Metro	13	155		155	135	27	157	11	168
50	Sun Valley R.C.	8133 Vineland Ave., Sun Valley, CA 91352	Valley	6	331	277	608	369	43	346	382	728
51	Hollywood R.C.	1122 Cole Ave., Los Angeles, CA 90038	Metro	13	15	58	73	11		24	9	33
52	Vineyard R.C.	2942 Vineyard Ave, Los Angeles, CA 90016	Pacific	10			0		0		30	30
53	Rancho Cienega Sports Complex	5001 Rodeo Rd, Los Angeles, CA 90016	Pacific	10		84	84	6	3	44		44
54	Highland Park R.C.	6150 N. Piedmont Avenue, Los Angeles, CA 90042	Metro	1	21	158	179	31		17	165	182
55	Victory-Vineland R.C.	11117 Victory Blvd., North Hollywood, CA 91606	Valley	2	74	211	285	80	290	34	225	259
56	Cypress Park R.C.	2630 Pepper Ave., Los Angeles, CA 90065	Metro	1	1	74	75	39		119	170	289
57	Hubert Humphrey R.C.	12560 Filmore St., Pacoima, CA 91331	Valley	7	56	445	501	170	3	97	143	240
58	Bellevue R.C.	826 Lucile Ave., Los Angeles, CA 90026	Metro	13	51	149	200	65	1	41	204	245
59	Rose Hill R.C.	4530 Mercury Ave., Los Angeles, CA 90032	Metro	14	34	107	141	9	11	22	52	74
60	Rio de Los Angeles State Park	1900 N. San Fernando Rd, Los Angeles, CA 90065	Metro	1	131	91	222	136		137	2	139
61	Queen Anne R.C.	1240 West Blvd, Los Angeles, CA 90019	Metro	10	55	440	495	8		76	240	316
62	Banning R.C.	1331 Eubank Ave, Wilmington, CA 90744	Pacific	15	76	61	137	97		61	80	141
63	Echo Park R.C.	1632 Bellevue Ave, Los Angeles, CA 90026	Metro	13	383	334	717	359		329	294	623
64	Glassell Park R.C.	3650 Verdugo Rd., Los Angeles, CA 90065	Metro	1	18	118	136	50	8	11	123	134
65	Stonehurst R.C.	9901 Dronfield St., Sun Valley, CA 91352	Valley	7	63	34	97		1	158	3	161
66	Sylmar Park R.C.	13109 Borden Ave, Los Angeles, CA 91342	Valley	7	58	635	693	6	179	8	330	338
67	El Sereno R.C.	4721 Klamath St., Los Angeles, CA 90032	Metro	14	18	151	169	1	233	15	246	261

**PROJECT PLAN
YOUTH SPORT PARTNERSHIP**



Attachment 3a: Detail Recreation Centers

DOCUMENT NO.: LA28-002
FISCAL YEAR: 2021/2022

RECREATION CENTERS - Pre-qualified				Summer 2018 Actual Enrollment (Baseline) Totals			Fall 2018 Actual Enrollment (Baseline) Totals			Winter 2019 Actual Enrollment (Baseline) Totals		
Facility	Address	Region	CD	Actual Enrollment (Baseline) - Classes	Actual Enrollment (Baseline) Sports Leagues	Actual (Baseline) Total Enrollment	Actual Enrollment (Baseline) - Classes	Actual Enrollment (Baseline) Sports Leagues	Actual (Baseline) Total Enrollment	Actual Enrollment (Baseline) - Classes	Actual Enrollment (Baseline) Sports Leagues	Actual (Baseline) Total Enrollment
68	Rosecrans R.C. 840 W. 149th St., Gardena, CA 90247	Pacific	15	76	67	143	23	108	131	132	100	232
69	Chevy Chase R.C. 4165 Chevy Chase Dr., Los Angeles, CA 90039	Metro	13	10	52	62	11		11	21	126	147
70	Normandale R.C. 22400 S. Halldale Ave., Los Angeles, CA 90501	Pacific	15		57	57		30	30		90	90
71	Valley Plaza 12240 Archwood St., North Hollywood, CA 91606	Valley	2	22	26	48	77	156	233	28	123	151
72	Reseda R.C. 18411 Victory Blvd, Reseda, CA 91335	Valley	3	154	84	238	36	27	63	137		137
73	Baldwin Hills R.C. 5401 Highlight Pl., Los Angeles, CA 90016	Pacific	10	7	249	256	101	322	423	81	498	579
74	Leland R.C. 863 S. Herbert Ave, San Pedro, CA 90731	Pacific	15			0			0			0
75	Fernangeles R.C. 8851 Laurel Canyon Blvd, Sun Valley, CA 91352	Valley	6	309	301	610	293	193	486	294	397	691
76	Harbor City R.C. 24901 Frampton Ave, Harbor City, CA 90710	Pacific	15	58	28	86			0		72	72
77	St. Andrews R.C. 8701 Saint Andrews Place, Los Angeles, CA 90047	Pacific	8	46	208	254	35		35	146	211	357
78	Delano R.C. 15100 Erwin St., Van Nuys, CA 91411	Valley	6	151		151	149	224	373	141	245	386
79	North Hollywood R.C. 11430 Chandler Blvd, North Hollywood, CA 91601	Valley	2	92	150	242	109		109	83	162	245
80	Montecito Heights R.C. 4545 Homer St., Los Angeles, CA 90031	Metro	1	71	110	181		101	101	93	115	208
81	Lanark R.C. 21816 Lanark St, Canoga Park, CA 91305	Valley	3	205	361	566	8		8	170	260	430
82	Lakeview Terrace R.C. 11075 Foothill Blvd, Lakeview Terrace, CA 91342	Valley	7	93	117	210	111	15	126	105	107	212
83	Ritchie Valens R.C. 10736 Laurel Canyon Blvd, Pacoima, CA 91331	Valley	7	108	424	532	71	73	144	159	857	1,016
84	Panorama City R.C. 8600 Hazeltine Ave., Panorama City, CA 91402	Valley	6	101	78	179	73	45	118	83	56	139
85	Jim Gilliam R.C. 4000 S. La Brea Avenue, Los Angeles, CA 90008	Pacific	10		11	11	16		16		61	61
86	Sunland R.C. 8651 Foothill Blvd, Sunland, CA 91040	Valley	7	211	87	298	44		44	175	35	210
87	Elysian Valley R.C. 1811 Ripple St., Los Angeles, CA 90039	Metro	13	29	7	36		73	73		58	58
Subtotal Recreation Centers - Pre-qualified				5,940	11,046	16,986	5,042	3,208	8,250	6,768	11,379	18,147

PROJECT PLAN
YOUTH SPORT PARTNERSHIP



Attachment 3a: Detail Recreation Centers

DOCUMENT NO.: LA28-002
FISCAL YEAR: 2021/2022

RECREATION CENTERS - Pre-qualified				Spring 2019 Actual Enrollment (Baseline) Totals			FY 2018/2019 Actual Enrollment (Baseline) Totals				
Facility	Address	Region	CD	Actual Enrollment (Baseline) - Classes	Actual Enrollment (Baseline) Sports Leagues	Actual (Baseline) Total Enrollment	Actual Enrollment (Baseline) - Classes	Actual Enrollment (Baseline) Sports Leagues	Actual (Baseline) Total Enrollment	Estimated Total Enrollment	Estimated Enrollment - Classes
1 Hoover R.C.	1010 W. 25th St., Los Angeles, CA 90007	Metro	1	130		130	362	160	522	82	31
2 Expo Center/Roy Anderson R.C.	3980 South Bill Robertson Lane, Los Angeles, CA 90037	Expo	9	199	702	901	427	2,479	2,906	568	70
3 Macarthur Park R.C.	2230 W. 6th St., Los Angeles, CA 90057	Metro	1	18	7	25	126	7	133	0	0
4 Toberman R.C.	1725 Toberman St., Los Angeles, CA 90015	Metro	1	73	59	132	146	163	309	17	12
5 Algin Sutton R.C.	8800 S. Hoover St., Los Angeles, CA 90044	Pacific	8	5	149	154	51	431	482	105	2
6 109th Street R.C.	1464 E. 109th St., Los Angeles, CA 90059	Pacific	15	32	114	146	178	203	381	47	22
7 South Park R.C.	345 East 51st St., Los Angeles, CA 90011	Pacific	9	251	18	269	546	18	564	51	51
8 Alpine R.C.	817 Yale St., Los Angeles, CA 90012	Metro	1	186	90	276	642	478	1,120	217	107
9 Hollenbeck Park R.C.	415 S. St. Louis St., Los Angeles, CA 90033	Metro	14	185		185	456	0	456	34	34
10 Slauson R.C.	5306 S. Compton Ave., Los Angeles, CA 90011	Pacific	9	32	53	85	32	224	256	71	0
11 Gilbert Lindsay R.C.	429 E. 42nd Pl., Los Angeles, CA 90011	Pacific	9	1		1	0	0	1	0	0
12 Lafayette MultiPurpose Community Cent	625 South Lafayette Park Place, Los Angeles, CA 90011	Metro	10	58	22	80	253	95	348	64	47
13 Hazard Park R.C.	2230 Norfolk St, Los Angeles, CA 90033	Metro	14		189	189	4	417	421	0	0
14 Trinity R.C.	2415 Trinity St., Los Angeles, CA 90011	Pacific	9	36	13	49	103	110	213	65	26
15 Mount Carmel R.C.	830 West 70th St., Los Angeles, CA 90044	Pacific	8	107	19	126	364	94	458	84	64
16 Lincoln Heights R.C.	2303 Workman Street, Los Angeles, CA 90033	Metro	1	2	121	123	2	315	317	70	0
17 Central R.C.	1357 East 22nd St., Los Angeles, CA 90011	Pacific	9	32	130	162	115	375	490	112	6
18 Downey R.C.	1772 North Spring St, Los Angeles, CA 90031	Metro	1	61	209	270	102	345	447	52	11
19 Van Ness R.C.	5720 2nd Avenue, Los Angeles, CA 90043	Pacific	8	53	188	241	335	402	737	67	67
20 State Street R.C.	716 North State St., Los Angeles, CA 90033	Metro	14	134	195	329	503	666	1,169	165	103
21 Evergreen R.C.	2844 E. 2nd St, Los Angeles, CA 90033	Metro	14	38	297	335	120	956	1,076	279	5
22 Wilmington R.C.	325 N. Neptune Ave., Wilmington, CA 90744	Pacific	15	5	167	172	39	335	374	19	0
23 Lincoln Park R.C.	3501 Valley Blvd, Los Angeles, CA 90031	Metro	1	73	183	256	284	300	584	45	29
24 Green Meadows R.C.	431 E. 89th St., Los Angeles, CA 90003	Pacific	9		46	46	0	119	119	5	0
25 Seoul International Park	3250 San Marino St., Los Angeles, CA 90006	Pacific	10	59	144	203	180	837	1,017	319	7
26 Wabash R.C.	2765 Wabash Ave, Los Angeles, CA 90033	Metro	14		131	131	9	543	552	107	0
27 Normandie R.C.	1550 S. Normandie Avenue, Los Angeles, CA 90006	Metro	1		274	274	0	457	457	66	0
28 Lemon Grove R.C.	4959 Lemon Grove Ave, Los Angeles, CA 90029	Metro	13	112	84	196	454	165	619	108	80
29 Loren Miller R.C.	2717 Halldale Ave, Los Angeles, CA 90018	Pacific	8	23	87	110	218	161	379	97	53
30 Sepulveda R.C.	8825 Kester Ave., Panorama City 91405	Valley	6	40	1	41	195	236	431	85	28
31 Costello R.C.	3141 E. Olympic Bl., Los Angeles, CA 90023	Metro	14	97	176	273	323	320	643	91	48
32 Jackie Tatum Harvard R.C.	1535 W. 62nd St., Los Angeles, CA 90047	Pacific	8	104	172	276	264	590	854	169	20
33 Van Nuys R.C.	14301 Vanowen St., Van Nuys, CA 91405	Valley	6	658	145	803	1,240	697	1,937	282	110

**PROJECT PLAN
YOUTH SPORT PARTNERSHIP**



Attachment 3a: Detail Recreation Centers

DOCUMENT NO.: LA28-002
FISCAL YEAR: 2021/2022

RECREATION CENTERS - Pre-qualified				Spring 2019 Actual Enrollment (Baseline) Totals			FY 2018/2019 Actual Enrollment (Baseline) Totals					
Facility	Address	Region	CD	Actual Enrollment (Baseline) - Classes	Actual Enrollment (Baseline) Sports Leagues	Actual (Baseline) Total Enrollment	Actual Enrollment (Baseline) - Classes	Actual Enrollment (Baseline) Sports Leagues	Actual (Baseline) Total Enrollment	Estimated Total Enrollment	Estimated Enrollment - Classes	
34	Denker R.C.	1550 West 35th Pl., Los Angeles, CA 90018	Pacific	8	43	132	175	132	359	491	81	29
35	South Seas House	2301 West 24th St., Los Angeles CA 90018	Metro	10	20		20	61	0	61	7	7
36	Pecan R.C.	127 South Pecan St., Los Angeles, CA 90033	Metro	14		380	380	2	806	808	130	0
37	North Hills Community Park	8756 N. Parthenia Pl, North Hills, CA 91343	Valley	6		117	117	0	196	196	41	0
38	Ross Snyder R.C.	1501 East 41st St., Los Angeles, CA 90011	Pacific	9		162	162	0	343	343	37	0
39	Lincoln Heights Youth Center	2911 Altura Street, Los Angeles, CA 90031	Metro	1		0	0	619	105	724	0	0
40	Fred Roberts R.C.	4700 S. Honduras St., Los Angeles, CA 90011	Pacific	9	110	9	119	282	73	355	49	27
41	E. Wilmington Greenbelt Community Center	918 North Sanford Ave., Wilmington, CA 90744	Pacific	15	8		8	16	0	16	0	0
42	Martin Luther King, Jr. R.C.	3916 S. Western Avenue, Los Angeles, CA 90062	Pacific	8	63	73	136	225	212	437	20	20
43	Lake Street Park	227 North Lake St., Los Angeles, CA 90026	Metro	13	107	68	175	374	442	816	171	46
44	Shatto R.C.	3191 West 4th St, Los Angeles, CA 90020	Metro	13	175	165	340	1,126	575	1,701	378	336
45	Boyle Heights Sports Center	933 South Mott St., Los Angeles, CA 90023	Metro	14		175	175	18	308	326	53	0
46	Andres and Maria Cardenas R.C.	14740 Blythe St., Panorama City, CA 91402	Valley	6	150		150	255	0	255	0	0
47	David M. Gonzales/Pacoima R.C.	10943 Herrick Ave., Pacoima, CA 91331	Valley	7	163	307	470	673	633	1,306	121	99
48	Ramon Garcia R.C.	1016 S. Fresno Street, Los Angeles, CA 90023	Metro	14	13	271	284	37	591	628	86	0
49	Yucca Park Community Center	6671 Yucca St., Los Angeles, CA 90028	Metro	13	155	24	179	602	62	664	93	93
50	Sun Valley R.C.	8133 Vineland Ave., Sun Valley, CA 91352	Valley	6	402	493	895	1,448	1,195	2,643	365	199
51	Hollywood R.C.	1122 Cole Ave., Los Angeles, CA 90038	Metro	13	40	40	80	90	107	197	44	9
52	Vineyard R.C.	2942 Vineyard Ave, Los Angeles, CA 90016	Pacific	10		2	2	2	30	32	0	0
53	Rancho Cienega Sports Complex	5001 Rodeo Rd, Los Angeles, CA 90016	Pacific	10	2	60	60	6	191	197	50	0
54	Highland Park R.C.	6150 N. Piedmont Avenue, Los Angeles, CA 90042	Metro	1	39	290	329	108	613	721	108	13
55	Victory-Vineland R.C.	11117 Victory Blvd., North Hollywood, CA 91606	Valley	2	31	318	349	219	1,044	1,263	171	44
56	Cypress Park R.C.	2630 Pepper Ave., Los Angeles, CA 90065	Metro	1	77	158	235	236	402	638	45	1
57	Hubert Humphrey R.C.	12560 Filmore St., Pacoima, CA 91331	Valley	7	146	603	749	469	1,194	1,663	301	34
58	Bellevue R.C.	826 Lucile Ave., Los Angeles, CA 90026	Metro	13	65	223	288	222	577	799	120	31
59	Rose Hill R.C.	4530 Mercury Ave., Los Angeles, CA 90032	Metro	14	60	152	212	125	322	447	84	20
60	Rio de Los Angeles State Park	1900 N. San Fernando Rd, Los Angeles, CA 90065	Metro	1	162	133	295	566	226	792	134	79
61	Queen Anne R.C.	1240 West Blvd, Los Angeles, CA 90019	Metro	10	121	218	339	260	898	1,158	297	33
62	Banning R.C.	1331 Eubank Ave, Wilmington, CA 90744	Pacific	15	112	96	208	346	237	583	83	46
63	Echo Park R.C.	1632 Bellevue Ave, Los Angeles, CA 90026	Metro	13	414	287	701	1,485	915	2,400	430	230
64	Glassell Park R.C.	3650 Verdugo Rd., Los Angeles, CA 90065	Metro	1	18	125	143	97	374	471	82	11
65	Stonehurst R.C.	9901 Dronfield St., Sun Valley, CA 91352	Valley	7	84	6	90	305	44	349	58	38
66	Sylmar Park R.C.	13109 Borden Ave, Los Angeles, CA 91342	Valley	7	36	991	1,027	108	2,135	2,243	416	35
67	El Sereno R.C.	4721 Klamath St., Los Angeles, CA 90032	Metro	14	9	478	487	43	1,108	1,151	102	11

**PROJECT PLAN
YOUTH SPORT PARTNERSHIP**



Attachment 3a: Detail Recreation Centers

DOCUMENT NO.: LA28-002
FISCAL YEAR: 2021/2022

RECREATION CENTERS - Pre-qualified				Spring 2019 Actual Enrollment (Baseline) Totals			FY 2018/2019 Actual Enrollment (Baseline) Totals				
Facility	Address	Region	CD	Actual Enrollment (Baseline) - Classes	Actual Enrollment (Baseline) Sports Leagues	Actual (Baseline) Total Enrollment	Actual Enrollment (Baseline) - Classes	Actual Enrollment (Baseline) Sports Leagues	Actual (Baseline) Total Enrollment	Estimated Total Enrollment	Estimated Enrollment - Classes
68	Rosecrans R.C. 840 W. 149th St., Gardena, CA 90247	Pacific	15	15	216	231	246	491	737	86	46
69	Chevy Chase R.C. 4165 Chevy Chase Dr., Los Angeles, CA 90039	Metro	13	31	29	60	73	207	280	37	6
70	Normandale R.C. 22400 S. Halldale Ave., Los Angeles, CA 90501	Pacific	15		66	66	0	243	243	34	0
71	Valley Plaza 12240 Archwood St., North Hollywood, CA 91606	Valley	2	55	205	260	182	510	692	29	13
72	Reseda R.C. 18411 Victory Blvd, Reseda, CA 91335	Valley	3	92	307	399	419	418	837	142	92
73	Baldwin Hills R.C. 5401 Highlight Pl., Los Angeles, CA 90016	Pacific	10	15	373	388	204	1,442	1,646	153	4
74	Leland R.C. 863 S. Herbert Ave, San Pedro, CA 90731	Pacific	15		52	52	0	52	52	0	0
75	Fernangeles R.C. 8851 Laurel Canyon Blvd, Sun Valley, CA 91352	Valley	6	445	283	728	1,341	1,174	2,515	366	185
76	Harbor City R.C. 24901 Frampton Ave, Harbor City, CA 90710	Pacific	15		182	182	58	282	340	52	35
77	St. Andrews R.C. 8701 Saint Andrews Place, Los Angeles, CA 90047	Pacific	8	175	194	369	402	613	1,015	153	28
78	Delano R.C. 15100 Erwin St., Van Nuys, CA 91411	Valley	6	179	106	285	620	575	1,195	91	91
79	North Hollywood R.C. 11430 Chandler Blvd, North Hollywood, CA 91601	Valley	2	92	123	215	376	435	811	145	55
80	Montecito Heights R.C. 4545 Homer St., Los Angeles, CA 90031	Metro	1	124	289	413	288	615	903	109	43
81	Lanark R.C. 21816 Lanark St, Canoga Park, CA 91305	Valley	3	191	404	595	574	1,025	1,599	340	123
82	Lakeview Terrace R.C. 11075 Foothill Blvd, Lakeview Terrace, CA 91342	Valley	7	160	88	248	469	327	796	126	56
83	Ritchie Valens R.C. 10736 Laurel Canyon Blvd, Pacoima, CA 91331	Valley	7	190	354	544	528	1,708	2,236	319	65
84	Panorama City R.C. 8600 Hazeltine Ave., Panorama City, CA 91402	Valley	6	96	70	166	353	249	602	108	61
85	Jim Gilliam R.C. 4000 S. La Brea Avenue, Los Angeles, CA 90008	Pacific	10	11	34	45	27	106	133	7	0
86	Sunland R.C. 8651 Foothill Blvd, Sunland, CA 91040	Valley	7	266	116	382	696	238	934	179	127
87	Elysian Valley R.C. 1811 Ripple St., Los Angeles, CA 90039	Metro	13	59	147	206	88	285	373	21	17
Subtotal Recreation Centers - Pre-qualified				7,825	14,377	22,202	25,575	40,010	65,585	10,197	3,571

PROJECT PLAN
YOUTH SPORT PARTNERSHIP



Attachment 3a: Detail Recreation Centers

DOCUMENT NO.: LA28-002
FISCAL YEAR: 2021/2022

RECREATION CENTERS - Pre-qualified							
Summer 2021 Estimated Enrollment Totals							
Facility	Address	Region	CD	Estimated Enrollment - Sports Leagues	Estimated \$ Classes \$80	Estimated \$ Sports Leagues \$ 180	Estimated Total Classes + Sports Leagues
1 Hoover R.C.	1010 W. 25th St., Los Angeles, CA 90007	Metro	1	51	\$ 2,480	\$ 9,180	\$ 11,660
2 Expo Center/Roy Anderson R.C.	3980 South Bill Robertson Lane, Los Angeles, CA 90037	Expo	9	498	\$ 5,600	\$ 89,640	\$ 95,240
3 Macarthur Park R.C.	2230 W. 6th St., Los Angeles, CA 90057	Metro	1	0	\$ -	\$ -	\$ -
4 Toberman R.C.	1725 Toberman St., Los Angeles, CA 90015	Metro	1	5	\$ 960	\$ 900	\$ 1,860
5 Algin Sutton R.C.	8800 S. Hoover St., Los Angeles, CA 90044	Pacific	8	103	\$ 160	\$ 18,540	\$ 18,700
6 109th Street R.C.	1464 E. 109th St., Los Angeles, CA 90059	Pacific	15	25	\$ 1,760	\$ 4,500	\$ 6,260
7 South Park R.C.	345 East 51st St., Los Angeles, CA 90011	Pacific	9	0	\$ 4,080	\$ -	\$ 4,080
8 Alpine R.C.	817 Yale St., Los Angeles, CA 90012	Metro	1	110	\$ 8,560	\$ 19,800	\$ 28,360
9 Hollenbeck Park R.C.	415 S. St. Louis St, Los Angeles, CA 90033	Metro	14	0	\$ 2,720	\$ -	\$ 2,720
10 Slauson R.C.	5306 S. Compton Ave., Los Angeles, CA 90011	Pacific	9	71	\$ -	\$ 12,780	\$ 12,780
11 Gilbert Lindsay R.C.	429 E. 42nd Pl., Los Angeles, CA 90011	Pacific	9	0	\$ -	\$ -	\$ -
12 Lafayette MultiPurpose Community Cent	625 South Lafayette Park Place, Los Angeles	Metro	10	17	\$ 3,760	\$ 3,060	\$ 6,820
13 Hazard Park R.C.	2230 Norfolk St, Los Angeles, CA 90033	Metro	14	0	\$ -	\$ -	\$ -
14 Trinity R.C.	2415 Trinity St., Los Angeles, CA 90011	Pacific	9	39	\$ 2,080	\$ 7,020	\$ 9,100
15 Mount Carmel R.C.	830 West 70th St., Los Angeles, CA 90044	Pacific	8	20	\$ 5,120	\$ 3,600	\$ 8,720
16 Lincoln Heights R.C.	2303 Workman Street, Los Angeles, CA 90033	Metro	1	70	\$ -	\$ 12,600	\$ 12,600
17 Central R.C.	1357 East 22nd St., Los Angeles, CA 90011	Pacific	9	106	\$ 480	\$ 19,080	\$ 19,560
18 Downey R.C.	1772 North Spring St, Los Angeles, CA 90031	Metro	1	41	\$ 880	\$ 7,380	\$ 8,260
19 Van Ness R.C.	5720 2nd Avenue, Los Angeles, CA 90043	Pacific	8	0	\$ 5,360	\$ -	\$ 5,360
20 State Street R.C.	716 North State St., Los Angeles, CA 90033	Metro	14	62	\$ 8,240	\$ 11,160	\$ 19,400
21 Evergreen R.C.	2844 E. 2nd St, Los Angeles, CA 90033	Metro	14	274	\$ 400	\$ 49,320	\$ 49,720
22 Wilmington R.C.	325 N. Neptune Ave., Wilmington, CA 90744	Pacific	15	19	\$ -	\$ 3,420	\$ 3,420
23 Lincoln Park R.C.	3501 Valley Blvd, Los Angeles, CA 90031	Metro	1	16	\$ 2,320	\$ 2,880	\$ 5,200
24 Green Meadows R.C.	431 E. 89th St., Los Angeles, CA 90003	Pacific	9	5	\$ -	\$ 900	\$ 900
25 Seoul International Park	3250 San Marino St., Los Angeles, CA 90006	Pacific	10	312	\$ 560	\$ 56,160	\$ 56,720
26 Wabash R.C.	2765 Wabash Ave, Los Angeles, CA 90033	Metro	14	107	\$ -	\$ 19,260	\$ 19,260
27 Normandie R.C.	1550 S. Normandie Avenue, Los Angeles, CA 90006	Metro	1	66	\$ -	\$ 11,880	\$ 11,880
28 Lemon Grove R.C.	4959 Lemon Grove Ave, Los Angeles, CA 90029	Metro	13	28	\$ 6,400	\$ 5,040	\$ 11,440
29 Loren Miller R.C.	2717 Halldale Ave, Los Angeles, CA 90018	Pacific	8	44	\$ 4,240	\$ 7,920	\$ 12,160
30 Sepulveda R.C.	8825 Kester Ave., Panorama City 91405	Valley	6	57	\$ 2,240	\$ 10,260	\$ 12,500
31 Costello R.C.	3141 E. Olympic Bl., Los Angeles, CA 90023	Metro	14	43	\$ 3,840	\$ 7,740	\$ 11,580
32 Jackie Tatum Harvard R.C.	1535 W. 62nd St., Los Angeles, CA 90047	Pacific	8	149	\$ 1,600	\$ 26,820	\$ 28,420
33 Van Nuys R.C.	14301 Vanowen St., Van Nuys, CA 91405	Valley	6	172	\$ 8,800	\$ 30,960	\$ 39,760

Fall 2021 Estimated Enrollment Totals			
Estimated Total Enrollment	Estimated Enrollment - Classes	Estimated Enrollment - Sports Leagues	Estimated \$ Classes \$80
55	55	0	\$ 4,400
52	36	16	\$ 2,880
49	49	0	\$ 3,920
23	18	5	\$ 1,440
22	22	0	\$ 1,760
22	22	0	\$ 1,760
1	1	0	\$ 80
110	88	22	\$ 7,040
46	46	0	\$ 3,680
0	0	0	\$ -
0	0	0	\$ -
46	32	14	\$ 2,560
65	2	63	\$ 160
6	6	0	\$ 480
28	26	2	\$ 2,080
4	0	4	\$ -
39	33	6	\$ 2,640
7	7	0	\$ 560
46	1	45	\$ 80
129	68	61	\$ 5,440
7	7	0	\$ 560
24	11	13	\$ 880
72	55	17	\$ 4,400
13	0	13	\$ -
29	29	0	\$ 2,320
0	0	0	\$ -
0	0	0	\$ -
0	0	0	\$ -
53	53	0	\$ 4,240
0	0	0	\$ -
24	17	7	\$ 1,360
43	43	0	\$ 3,440
54	53	1	\$ 4,240
33	24	9	\$ 1,920

**PROJECT PLAN
YOUTH SPORT PARTNERSHIP**



Attachment 3a: Detail Recreation Centers

DOCUMENT NO.: LA28-002
FISCAL YEAR: 2021/2022

RECREATION CENTERS - Pre-qualified							
Summer 2021 Estimated Enrollment Totals							
Facility	Address	Region	CD	Estimated Enrollment - Sports Leagues	Estimated \$ Classes \$80	Estimated \$ Sports Leagues \$ 180	Estimated Total Classes + Sports Leagues
34	Denker R.C.	1550 West 35th Pl., Los Angeles, CA 90018	Pacific	8	52	\$ 2,320	\$ 11,680
35	South Seas House	2301 West 24th St., Los Angeles CA 90018	Metro	10	0	\$ 560	\$ 560
36	Pecan R.C.	127 South Pecan St., Los Angeles, CA 90033	Metro	14	130	\$ -	\$ 23,400
37	North Hills Community Park	8756 N. Parthenia Pl, North Hills, CA 91343	Valley	6	41	\$ -	\$ 7,380
38	Ross Snyder R.C.	1501 East 41st St., Los Angeles, CA 90011	Pacific	9	37	\$ -	\$ 6,660
39	Lincoln Heights Youth Center	2911 Altura Street, Los Angeles, CA 90031	Metro	1	0	\$ -	\$ -
40	Fred Roberts R.C.	4700 S. Honduras St., Los Angeles, CA 90011	Pacific	9	22	\$ 2,160	\$ 6,120
41	E. Wilmington Greenbelt Community Center	918 North Sanford Ave., Wilmington, CA 90744	Pacific	15	0	\$ -	\$ -
42	Martin Luther King, Jr. R.C.	3916 S. Western Avenue, Los Angeles, CA 90062	Pacific	8	0	\$ 1,600	\$ 1,600
43	Lake Street Park	227 North Lake St., Los Angeles, CA 90026	Metro	13	125	\$ 3,680	\$ 26,180
44	Shatto R.C.	3191 West 4th St, Los Angeles, CA 90020	Metro	13	42	\$ 26,880	\$ 34,440
45	Boyle Heights Sports Center	933 South Mott St., Los Angeles, CA 90023	Metro	14	53	\$ -	\$ 9,540
46	Andres and Maria Cardenas R.C.	14740 Blythe St., Panorama City, CA 91402	Valley	6	0	\$ -	\$ -
47	David M. Gonzales/Pacoima R.C.	10943 Herrick Ave., Pacoima, CA 91331	Valley	7	22	\$ 7,920	\$ 11,880
48	Ramon Garcia R.C.	1016 S. Fresno Street, Los Angeles, CA 90023	Metro	14	86	\$ -	\$ 15,480
49	Yucca Park Community Center	6671 Yucca St., Los Angeles, CA 90028	Metro	13	0	\$ 7,440	\$ 7,440
50	Sun Valley R.C.	8133 Vineland Ave., Sun Valley, CA 91352	Valley	6	166	\$ 15,920	\$ 45,800
51	Hollywood R.C.	1122 Cole Ave., Los Angeles, CA 90038	Metro	13	35	\$ 720	\$ 6,300
52	Vineyard R.C.	2942 Vineyard Ave, Los Angeles, CA 90016	Pacific	10	0	\$ -	\$ -
53	Rancho Cienega Sports Complex	5001 Rodeo Rd, Los Angeles, CA 90016	Pacific	10	50	\$ -	\$ 9,000
54	Highland Park R.C.	6150 N. Piedmont Avenue, Los Angeles, CA 90042	Metro	1	95	\$ 1,040	\$ 17,100
55	Victory-Vineland R.C.	11117 Victory Blvd., North Hollywood, CA 91606	Valley	2	127	\$ 3,520	\$ 22,860
56	Cypress Park R.C.	2630 Pepper Ave., Los Angeles, CA 90065	Metro	1	44	\$ 80	\$ 7,920
57	Hubert Humphrey R.C.	12560 Filmore St., Pacoima, CA 91331	Valley	7	267	\$ 2,720	\$ 48,060
58	Bellevue R.C.	826 Lucile Ave., Los Angeles, CA 90026	Metro	13	89	\$ 2,480	\$ 16,020
59	Rose Hill R.C.	4530 Mercury Ave., Los Angeles, CA 90032	Metro	14	64	\$ 1,600	\$ 11,520
60	Rio de Los Angeles State Park	1900 N. San Fernando Rd, Los Angeles, CA 90065	Metro	1	55	\$ 6,320	\$ 9,900
61	Queen Anne R.C.	1240 West Blvd, Los Angeles, CA 90019	Metro	10	264	\$ 2,640	\$ 47,520
62	Banning R.C.	1331 Eubank Ave, Wilmington, CA 90744	Pacific	15	37	\$ 3,680	\$ 6,660
63	Echo Park R.C.	1632 Bellevue Ave, Los Angeles, CA 90026	Metro	13	200	\$ 18,400	\$ 36,000
64	Glassell Park R.C.	3650 Verdugo Rd., Los Angeles, CA 90065	Metro	1	71	\$ 880	\$ 12,780
65	Stonehurst R.C.	9901 Dronfield St., Sun Valley, CA 91352	Valley	7	20	\$ 3,040	\$ 3,600
66	Sylmar Park R.C.	13109 Borden Ave, Los Angeles, CA 91342	Valley	7	381	\$ 2,800	\$ 68,580
67	El Sereno R.C.	4721 Klamath St., Los Angeles, CA 90032	Metro	14	91	\$ 880	\$ 16,380

Fall 2021 Estimated Enrollment Totals			
Estimated Total Enrollment	Estimated Enrollment - Classes	Estimated Enrollment - Sports Leagues	Estimated \$ Classes \$80
0	0	0	\$ -
4	4	0	\$ 320
36	0	36	\$ -
0	0	0	\$ -
0	0	0	\$ -
198	178	20	\$ 14,240
24	24	0	\$ 1,920
0	0	0	\$ -
87	31	56	\$ 2,480
76	62	14	\$ 4,960
260	153	107	\$ 12,240
0	0	0	\$ -
28	28	0	\$ 2,240
202	107	95	\$ 8,560
0	0	0	\$ -
97	81	16	\$ 6,480
247	221	26	\$ 17,680
7	7	0	\$ 7,020
0	0	0	\$ -
6	4	2	\$ 320
19	19	0	\$ 1,520
222	48	174	\$ 3,840
23	23	0	\$ 1,840
104	102	2	\$ 8,160
40	39	1	\$ 3,120
12	5	7	\$ 400
82	82	0	\$ 6,560
5	5	0	\$ 400
58	58	0	\$ 4,640
215	215	0	\$ 17,200
35	30	5	\$ 2,400
1	0	1	\$ -
111	4	107	\$ 320
141	1	140	\$ 80

**PROJECT PLAN
YOUTH SPORT PARTNERSHIP**



Attachment 3a: Detail Recreation Centers

DOCUMENT NO.: LA28-002
FISCAL YEAR: 2021/2022

RECREATION CENTERS - Pre-qualified							
Summer 2021 Estimated Enrollment Totals							
Facility	Address	Region	CD	Estimated Enrollment - Sports Leagues	Estimated \$ Classes \$80	Estimated \$ Sports Leagues \$ 180	Estimated Total Classes + Sports Leagues
68	Rosecrans R.C. 840 W. 149th St., Gardena, CA 90247	Pacific	15	40	\$ 3,680	\$ 7,200	\$ 10,880
69	Chevy Chase R.C. 4165 Chevy Chase Dr., Los Angeles, CA 90039	Metro	13	31	\$ 480	\$ 5,580	\$ 6,060
70	Normandale R.C. 22400 S. Halldale Ave., Los Angeles, CA 90501	Pacific	15	34	\$ -	\$ 6,120	\$ 6,120
71	Valley Plaza 12240 Archwood St., North Hollywood, CA 91606	Valley	2	16	\$ 1,040	\$ 2,880	\$ 3,920
72	Reseda R.C. 18411 Victory Blvd, Reseda, CA 91335	Valley	3	50	\$ 7,360	\$ 9,000	\$ 16,360
73	Baldwin Hills R.C. 5401 Highlight Pl., Los Angeles, CA 90016	Pacific	10	149	\$ 320	\$ 26,820	\$ 27,140
74	Leland R.C. 863 S. Herbert Ave, San Pedro, CA 90731	Pacific	15	0	\$ -	\$ -	\$ -
75	Fernangeles R.C. 8851 Laurel Canyon Blvd, Sun Valley, CA 91352	Valley	6	181	\$ 14,800	\$ 32,580	\$ 47,380
76	Harbor City R.C. 24901 Frampton Ave, Harbor City, CA 90710	Pacific	15	17	\$ 2,800	\$ 3,060	\$ 5,860
77	St. Andrews R.C. 8701 Saint Andrews Place, Los Angeles, CA 90047	Pacific	8	125	\$ 2,240	\$ 22,500	\$ 24,740
78	Delano R.C. 15100 Erwin St., Van Nuys, CA 91411	Valley	6	0	\$ 7,280	\$ -	\$ 7,280
79	North Hollywood R.C. 11430 Chandler Blvd, North Hollywood, CA 91601	Valley	2	90	\$ 4,400	\$ 16,200	\$ 20,600
80	Montecito Heights R.C. 4545 Homer St., Los Angeles, CA 90031	Metro	1	66	\$ 3,440	\$ 11,880	\$ 15,320
81	Lanark R.C. 21816 Lanark St, Canoga Park, CA 91305	Valley	3	217	\$ 9,840	\$ 39,060	\$ 48,900
82	Lakeview Terrace R.C. 11075 Foothill Blvd, Lakeview Terrace, CA 91342	Valley	7	70	\$ 4,480	\$ 12,600	\$ 17,080
83	Ritchie Valens R.C. 10736 Laurel Canyon Blvd, Pacoima, CA 91331	Valley	7	254	\$ 5,200	\$ 45,720	\$ 50,920
84	Panorama City R.C. 8600 Hazeltine Ave., Panorama City, CA 91402	Valley	6	47	\$ 4,880	\$ 8,460	\$ 13,340
85	Jim Gilliam R.C. 4000 S. La Brea Avenue, Los Angeles, CA 90008	Pacific	10	7	\$ -	\$ 1,260	\$ 1,260
86	Sunland R.C. 8651 Foothill Blvd, Sunland, CA 91040	Valley	7	52	\$ 10,160	\$ 9,360	\$ 19,520
87	Elysian Valley R.C. 1811 Ripple St., Los Angeles, CA 90039	Metro	13	4	\$ 1,360	\$ 720	\$ 2,080
Subtotal Recreation Centers - Pre-qualified				6,626	\$ 285,680	\$ 1,192,680	\$ 1,478,360

Fall 2021 Estimated Enrollment Totals			
Estimated Total Enrollment	Estimated Enrollment - Classes	Estimated Enrollment - Sports Leagues	Estimated \$ Classes \$80
79	14	65	\$ 1,120
7	7	0	\$ 560
18	0	18	\$ -
140	46	94	\$ 3,680
38	22	16	\$ 1,760
254	61	193	\$ 4,880
0	0	0	\$ -
292	176	116	\$ 14,080
0	0	0	\$ -
21	21	0	\$ 1,680
223	89	134	\$ 7,120
65	65	0	\$ 5,200
61	0	61	\$ -
5	5	0	\$ 400
76	67	9	\$ 5,360
87	43	44	\$ 3,440
71	44	27	\$ 3,520
10	10	0	\$ 800
26	26	0	\$ 2,080
44	0	44	\$ -
4,959	3,031	1,928	\$ 242,480

PROJECT PLAN

YOUTH SPORT PARTNERSHIP



Attachment 3a: Detail Recreation Centers

DOCUMENT NO.: LA28-002
 FISCAL YEAR: 2021/2022

RECREATION CENTERS - Pre-qualified					
Facility	Address	Region	CD	Estimated \$ Sports Leagues	Estimated Total Classes + Sports Leagues
				\$ 180	
1 Hoover R.C.	1010 W. 25th St., Los Angeles, CA 90007	Metro	1	\$ -	\$ 4,400
2 Expo Center/Roy Anderson R.C.	3980 South Bill Robertson Lane, Los Angeles, CA 90037	Expo	9	\$ 2,880	\$ 5,760
3 Macarthur Park R.C.	2230 W. 6th St., Los Angeles, CA 90057	Metro	1	\$ -	\$ 3,920
4 Toberman R.C.	1725 Toberman St., Los Angeles, CA 90015	Metro	1	\$ 900	\$ 2,340
5 Algin Sutton R.C.	8800 S. Hoover St., Los Angeles, CA 90044	Pacific	8	\$ -	\$ 1,760
6 109th Street R.C.	1464 E. 109th St., Los Angeles, CA 90059	Pacific	15	\$ -	\$ 1,760
7 South Park R.C.	345 East 51st St., Los Angeles, CA 90011	Pacific	9	\$ -	\$ 80
8 Alpine R.C.	817 Yale St., Los Angeles, CA 90012	Metro	1	\$ 3,960	\$ 11,000
9 Hollenbeck Park R.C.	415 S. St. Louis St., Los Angeles, CA 90033	Metro	14	\$ -	\$ 3,680
10 Slauson R.C.	5306 S. Compton Ave., Los Angeles, CA 90011	Pacific	9	\$ -	\$ -
11 Gilbert Lindsay R.C.	429 E. 42nd Pl., Los Angeles, CA 90011	Pacific	9	\$ -	\$ -
12 Lafayette MultiPurpose Community Cent	625 South Lafayette Park Place, Los Angeles	Metro	10	\$ 2,520	\$ 5,080
13 Hazard Park R.C.	2230 Norfolk St, Los Angeles, CA 90033	Metro	14	\$ 11,340	\$ 11,500
14 Trinity R.C.	2415 Trinity St., Los Angeles, CA 90011	Pacific	9	\$ -	\$ 480
15 Mount Carmel R.C.	830 West 70th St., Los Angeles, CA 90044	Pacific	8	\$ 360	\$ 2,440
16 Lincoln Heights R.C.	2303 Workman Street, Los Angeles, CA 90033	Metro	1	\$ 720	\$ 720
17 Central R.C.	1357 East 22nd St., Los Angeles, CA 90011	Pacific	9	\$ 1,080	\$ 3,720
18 Downey R.C.	1772 North Spring St, Los Angeles, CA 90031	Metro	1	\$ -	\$ 560
19 Van Ness R.C.	5720 2nd Avenue, Los Angeles, CA 90043	Pacific	8	\$ 8,100	\$ 8,180
20 State Street R.C.	716 North State St., Los Angeles, CA 90033	Metro	14	\$ 10,980	\$ 16,420
21 Evergreen R.C.	2844 E. 2nd St, Los Angeles, CA 90033	Metro	14	\$ -	\$ 560
22 Wilmington R.C.	325 N. Neptune Ave., Wilmington, CA 90744	Pacific	15	\$ 2,340	\$ 3,220
23 Lincoln Park R.C.	3501 Valley Blvd, Los Angeles, CA 90031	Metro	1	\$ 3,060	\$ 7,460
24 Green Meadows R.C.	431 E. 89th St., Los Angeles, CA 90003	Pacific	9	\$ 2,340	\$ 2,340
25 Seoul International Park	3250 San Marino St., Los Angeles, CA 90006	Pacific	10	\$ -	\$ 2,320
26 Wabash R.C.	2765 Wabash Ave, Los Angeles, CA 90033	Metro	14	\$ -	\$ -
27 Normandie R.C.	1550 S. Normandie Avenue, Los Angeles, CA 90006	Metro	1	\$ -	\$ -
28 Lemon Grove R.C.	4959 Lemon Grove Ave, Los Angeles, CA 90029	Metro	13	\$ -	\$ 4,240
29 Loren Miller R.C.	2717 Halldale Ave, Los Angeles, CA 90018	Pacific	8	\$ -	\$ -
30 Sepulveda R.C.	8825 Kester Ave., Panorama City 91405	Valley	6	\$ 1,260	\$ 2,620
31 Costello R.C.	3141 E. Olympic Bl., Los Angeles, CA 90023	Metro	14	\$ -	\$ 3,440
32 Jackie Tatum Harvard R.C.	1535 W. 62nd St., Los Angeles, CA 90047	Pacific	8	\$ 180	\$ 4,420
33 Van Nuys R.C.	14301 Vanowen St., Van Nuys, CA 91405	Valley	6	\$ 1,620	\$ 3,540

Winter 2022 Estimated Enrollment Totals					
Estimated Total Enrollment	Estimated Enrollment - Classes	Estimated Enrollment - Sports Leagues	Estimated \$ Classes \$80	Estimated \$ Sports Leagues \$ 180	Estimated Total Classes + Sports Leagues
98	53	45	\$ 4,240	\$ 8,100	\$ 12,340
583	31	552	\$ 2,480	\$ 99,360	\$ 101,840
16	16	0	\$ 1,280	\$ -	\$ 1,280
67	14	53	\$ 1,120	\$ 9,540	\$ 10,660
70	4	66	\$ 320	\$ 11,880	\$ 12,200
73	44	29	\$ 3,520	\$ 5,220	\$ 8,740
125	125	0	\$ 10,000	\$ -	\$ 10,000
179	79	100	\$ 6,320	\$ 18,000	\$ 24,320
83	83	0	\$ 6,640	\$ -	\$ 6,640
32	0	32	\$ -	\$ 5,760	\$ 5,760
0	0	0	\$ -	\$ -	\$ -
51	38	13	\$ 3,040	\$ 2,340	\$ 5,380
74	0	74	\$ -	\$ 13,320	\$ 13,320
27	8	19	\$ 640	\$ 3,420	\$ 4,060
88	65	23	\$ 5,200	\$ 4,140	\$ 9,340
43	0	43	\$ -	\$ 7,740	\$ 7,740
46	11	35	\$ 880	\$ 6,300	\$ 7,180
48	7	41	\$ 560	\$ 7,380	\$ 7,940
184	101	83	\$ 8,080	\$ 14,940	\$ 23,020
211	51	160	\$ 4,080	\$ 28,800	\$ 32,880
158	37	121	\$ 2,960	\$ 21,780	\$ 24,740
79	10	69	\$ 800	\$ 12,420	\$ 13,220
80	43	37	\$ 3,440	\$ 6,660	\$ 10,100
26	0	26	\$ -	\$ 4,680	\$ 4,680
140	36	104	\$ 2,880	\$ 18,720	\$ 21,600
145	5	140	\$ 400	\$ 25,200	\$ 25,600
44	0	44	\$ -	\$ 7,920	\$ 7,920
93	73	20	\$ 5,840	\$ 3,600	\$ 9,440
64	64	0	\$ 5,120	\$ -	\$ 5,120
126	49	77	\$ 3,920	\$ 13,860	\$ 17,780
88	45	43	\$ 3,600	\$ 7,740	\$ 11,340
124	23	101	\$ 1,840	\$ 18,180	\$ 20,020
365	215	150	\$ 17,200	\$ 27,000	\$ 44,200

PROJECT PLAN
YOUTH SPORT PARTNERSHIP



Attachment 3a: Detail Recreation Centers

DOCUMENT NO.: LA28-002
FISCAL YEAR: 2021/2022

RECREATION CENTERS - Pre-qualified					
Facility	Address	Region	CD	Estimated \$ Sports Leagues	Estimated Total Classes + Sports Leagues
				\$ 180	
34	Denker R.C.	1550 West 35th Pl., Los Angeles, CA 90018	Pacific	8	\$ - \$ -
35	South Seas House	2301 West 24th St., Los Angeles CA 90018	Metro	10	\$ - \$ 320
36	Pecan R.C.	127 South Pecan St., Los Angeles, CA 90033	Metro	14	\$ 6,480 \$ 6,480
37	North Hills Community Park	8756 N. Parthenia Pl, North Hills, CA 91343	Valley	6	\$ - \$ -
38	Ross Snyder R.C.	1501 East 41st St., Los Angeles, CA 90011	Pacific	9	\$ - \$ -
39	Lincoln Heights Youth Center	2911 Altura Street, Los Angeles, CA 90031	Metro	1	\$ 3,600 \$ 17,840
40	Fred Roberts R.C.	4700 S. Honduras St., Los Angeles, CA 90011	Pacific	9	\$ - \$ 1,920
41	E. Wilmington Greenbelt Community Cer	918 North Sanford Ave., Wilmington, CA 90	Pacific	15	\$ - \$ -
42	Martin Luther King, Jr. R.C.	3916 S. Western Avenue, Los Angeles, CA 90062	Pacific	8	\$ 10,080 \$ 12,560
43	Lake Street Park	227 North Lake St., Los Angeles, CA 90026	Metro	13	\$ 2,520 \$ 7,480
44	Shatto R.C.	3191 West 4th St, Los Angeles, CA 90020	Metro	13	\$ 19,260 \$ 31,500
45	Boyle Heights Sports Center	933 South Mott St., Los Angeles, CA 90023	Metro	14	\$ - \$ -
46	Andres and Maria Cardenas R.C.	14740 Blythe St., Panorama City, CA 91402	Valley	6	\$ - \$ 2,240
47	David M. Gonzales/Pacoima R.C.	10943 Herrick Ave., Pacoima, CA 91331	Valley	7	\$ 17,100 \$ 25,660
48	Ramon Garcia R.C.	1016 S. Fresno Street, Los Angeles, CA 90023	Metro	14	\$ - \$ -
49	Yucca Park Community Center	6671 Yucca St., Los Angeles, CA 90028	Metro	13	\$ 2,880 \$ 9,360
50	Sun Valley R.C.	8133 Vineland Ave., Sun Valley, CA 91352	Valley	6	\$ 4,680 \$ 22,360
51	Hollywood R.C.	1122 Cole Ave., Los Angeles, CA 90038	Metro	13	\$ - \$ 560
52	Vineyard R.C.	2942 Vineyard Ave, Los Angeles, CA 90016	Pacific	10	\$ - \$ -
53	Rancho Cienega Sports Complex	5001 Rodeo Rd, Los Angeles, CA 90016	Pacific	10	\$ 360 \$ 680
54	Highland Park R.C.	6150 N. Piedmont Avenue, Los Angeles, CA 90042	Metro	1	\$ - \$ 1,520
55	Victory-Vineland R.C.	11117 Victory Blvd., North Hollywood, CA 91606	Valley	2	\$ 31,320 \$ 35,160
56	Cypress Park R.C.	2630 Pepper Ave., Los Angeles, CA 90065	Metro	1	\$ - \$ 1,840
57	Hubert Humphrey R.C.	12560 Filmore St., Pacoima, CA 91331	Valley	7	\$ 360 \$ 8,520
58	Bellevue R.C.	826 Lucile Ave., Los Angeles, CA 90026	Metro	13	\$ 180 \$ 3,300
59	Rose Hill R.C.	4530 Mercury Ave., Los Angeles, CA 90032	Metro	14	\$ 1,260 \$ 1,660
60	Rio de Los Angeles State Park	1900 N. San Fernando Rd, Los Angeles, CA 90065	Metro	1	\$ - \$ 6,560
61	Queen Anne R.C.	1240 West Blvd, Los Angeles, CA 90019	Metro	10	\$ - \$ 400
62	Banning R.C.	1331 Eubank Ave, Wilmington, CA 90744	Pacific	15	\$ - \$ 4,640
63	Echo Park R.C.	1632 Bellevue Ave, Los Angeles, CA 90026	Metro	13	\$ - \$ 17,200
64	Glassell Park R.C.	3650 Verdugo Rd., Los Angeles, CA 90065	Metro	1	\$ 900 \$ 3,300
65	Stonehurst R.C.	9901 Dronfield St., Sun Valley, CA 91352	Valley	7	\$ 180 \$ 180
66	Sylmar Park R.C.	13109 Borden Ave, Los Angeles, CA 91342	Valley	7	\$ 19,260 \$ 19,580
67	El Sereno R.C.	4721 Klamath St., Los Angeles, CA 90032	Metro	14	\$ 25,200 \$ 25,280

Winter 2022 Estimated Enrollment Totals					
Estimated Total Enrollment	Estimated Enrollment - Classes	Estimated Enrollment - Sports Leagues	Estimated \$ Classes \$80	Estimated \$ Sports Leagues \$ 180	Estimated Total Classes + Sports Leagues
109	25	84	\$ 2,000	\$ 15,120	\$ 17,120
14	14	0	\$ 1,120	\$ -	\$ 1,120
90	1	89	\$ 80	\$ 16,020	\$ 16,100
7	0	7	\$ -	\$ 1,260	\$ 1,260
72	0	72	\$ -	\$ 12,960	\$ 12,960
237	194	43	\$ 15,520	\$ 7,740	\$ 23,260
68	52	16	\$ 4,160	\$ 2,880	\$ 7,040
5	5	0	\$ 400	\$ -	\$ 400
75	47	28	\$ 3,760	\$ 5,040	\$ 8,800
138	53	85	\$ 4,240	\$ 15,300	\$ 19,540
179	82	97	\$ 6,560	\$ 17,460	\$ 24,020
38	11	27	\$ 880	\$ 4,860	\$ 5,740
35	35	0	\$ 2,800	\$ -	\$ 2,800
179	100	79	\$ 8,000	\$ 14,220	\$ 22,220
120	14	106	\$ 1,120	\$ 19,080	\$ 20,200
101	94	7	\$ 7,520	\$ 1,260	\$ 8,780
437	208	229	\$ 16,640	\$ 41,220	\$ 57,860
19	14	5	\$ 1,120	\$ 900	\$ 2,020
18	0	18	\$ -	\$ 3,240	\$ 3,240
26	0	26	\$ -	\$ 4,680	\$ 4,680
109	10	99	\$ 800	\$ 17,820	\$ 18,620
155	20	135	\$ 1,600	\$ 24,300	\$ 25,900
173	71	102	\$ 5,680	\$ 18,360	\$ 24,040
144	58	86	\$ 4,640	\$ 15,480	\$ 20,120
147	25	122	\$ 2,000	\$ 21,960	\$ 23,960
44	13	31	\$ 1,040	\$ 5,580	\$ 6,620
83	82	1	\$ 6,560	\$ 180	\$ 6,740
190	46	144	\$ 3,680	\$ 25,920	\$ 29,600
85	37	48	\$ 2,960	\$ 8,640	\$ 11,600
373	197	176	\$ 15,760	\$ 31,680	\$ 47,440
81	7	74	\$ 560	\$ 13,320	\$ 13,880
97	95	2	\$ 7,600	\$ 360	\$ 7,960
203	5	198	\$ 400	\$ 35,640	\$ 36,040
157	9	148	\$ 720	\$ 26,640	\$ 27,360

**PROJECT PLAN
YOUTH SPORT PARTNERSHIP**



Attachment 3a: Detail Recreation Centers

DOCUMENT NO.: LA28-002
FISCAL YEAR: 2021/2022

RECREATION CENTERS - Pre-qualified					
Facility	Address	Region	CD	Estimated \$ Sports Leagues	Estimated Total Classes + Sports Leagues
				\$ 180	
68 Rosecrans R.C.	840 W. 149th St., Gardena, CA 90247	Pacific	15	\$ 11,700	\$ 12,820
69 Chevy Chase R.C.	4165 Chevy Chase Dr., Los Angeles, CA 90039	Metro	13	\$ -	\$ 560
70 Normandale R.C.	22400 S. Halldale Ave., Los Angeles, CA 90501	Pacific	15	\$ 3,240	\$ 3,240
71 Valley Plaza	12240 Archwood St., North Hollywood, CA 91606	Valley	2	\$ 16,920	\$ 20,600
72 Reseda R.C.	18411 Victory Blvd, Reseda, CA 91335	Valley	3	\$ 2,880	\$ 4,640
73 Baldwin Hills R.C.	5401 Highlight Pl., Los Angeles, CA 90016	Pacific	10	\$ 34,740	\$ 39,620
74 Leland R.C.	863 S. Herbert Ave, San Pedro, CA 90731	Pacific	15	\$ -	\$ -
75 Fernangeles R.C.	8851 Laurel Canyon Blvd, Sun Valley, CA 91352	Valley	6	\$ 20,880	\$ 34,960
76 Harbor City R.C.	24901 Frampton Ave, Harbor City, CA 90710	Pacific	15	\$ -	\$ -
77 St. Andrews R.C.	8701 Saint Andrews Place, Los Angeles, CA 90047	Pacific	8	\$ -	\$ 1,680
78 Delano R.C.	15100 Erwin St., Van Nuys, CA 91411	Valley	6	\$ 24,120	\$ 31,240
79 North Hollywood R.C.	11430 Chandler Blvd, North Hollywood, CA 91601	Valley	2	\$ -	\$ 5,200
80 Montecito Heights R.C.	4545 Homer St., Los Angeles, CA 90031	Metro	1	\$ 10,980	\$ 10,980
81 Lanark R.C.	21816 Lanark St, Canoga Park, CA 91305	Valley	3	\$ -	\$ 400
82 Lakeview Terrace R.C.	11075 Foothill Blvd, Lakeview Terrace, CA 91342	Valley	7	\$ 1,620	\$ 6,980
83 Ritchie Valens R.C.	10736 Laurel Canyon Blvd, Pacoima, CA 91331	Valley	7	\$ 7,920	\$ 11,360
84 Panorama City R.C.	8600 Hazeltine Ave., Panorama City, CA 91402	Valley	6	\$ 4,860	\$ 8,380
85 Jim Gilliam R.C.	4000 S. La Brea Avenue, Los Angeles, CA 90008	Pacific	10	\$ -	\$ 800
86 Sunland R.C.	8651 Foothill Blvd, Sunland, CA 91040	Valley	7	\$ -	\$ 2,080
87 Elysian Valley R.C.	1811 Ripple St., Los Angeles, CA 90039	Metro	13	\$ 7,920	\$ 7,920
Subtotal Recreation Centers - Pre-qualified				\$ 347,040	\$ 589,520

Winter 2022 Estimated Enrollment Totals					
Estimated Total Enrollment	Estimated Enrollment - Classes	Estimated Enrollment - Sports Leagues	Estimated \$ Classes	Estimated \$ Sports Leagues	Estimated Total Classes + Sports Leagues
			\$ 80	\$ 180	
139	79	60	\$ 6,320	\$ 10,800	\$ 17,120
89	13	76	\$ 1,040	\$ 13,680	\$ 14,720
54	0	54	\$ -	\$ 9,720	\$ 9,720
91	17	74	\$ 1,360	\$ 13,320	\$ 14,680
82	82	0	\$ 6,560	\$ -	\$ 6,560
348	49	299	\$ 3,920	\$ 53,820	\$ 57,740
0	0	0	\$ -	\$ -	\$ -
414	176	238	\$ 14,080	\$ 42,840	\$ 56,920
43	0	43	\$ -	\$ 7,740	\$ 7,740
215	88	127	\$ 7,040	\$ 22,860	\$ 29,900
232	85	147	\$ 6,800	\$ 26,460	\$ 33,260
147	50	97	\$ 4,000	\$ 17,460	\$ 21,460
125	56	69	\$ 4,480	\$ 12,420	\$ 16,900
258	102	156	\$ 8,160	\$ 28,080	\$ 36,240
127	63	64	\$ 5,040	\$ 11,520	\$ 16,560
609	95	514	\$ 7,600	\$ 92,520	\$ 100,120
84	50	34	\$ 4,000	\$ 6,120	\$ 10,120
37	0	37	\$ -	\$ 6,660	\$ 6,660
126	105	21	\$ 8,400	\$ 3,780	\$ 12,180
35	0	35	\$ -	\$ 6,300	\$ 6,300
10,893	4,064	6,829	\$ 325,120	\$ 1,229,220	\$ 1,554,340

PROJECT PLAN
YOUTH SPORT PARTNERSHIP



Attachment 3a: Detail Recreation Centers

DOCUMENT NO.: LA28-002
FISCAL YEAR: 2021/2022

RECREATION CENTERS - Pre-qualified				Spring 2022 Estimated Enrollment Totals					
Facility	Address	Region	CD	Estimated Total Enrollment	Estimated Enrollment - Classes	Estimated Enrollment - Sports Leagues	Estimated \$ Classes \$80	Estimated \$ Sports Leagues \$ 180	Estimated Total Classes + Sports Leagues
1 Hoover R.C.	1010 W. 25th St., Los Angeles, CA 90007	Metro	1	130	130	0	\$ 10,400	\$ -	\$ 10,400
2 Expo Center/Roy Anderson R.C.	3980 South Bill Robertson Lane, Los Angeles, CA 90037	Expo	9	901	199	702	\$ 15,920	\$ 126,360	\$ 142,280
3 Macarthur Park R.C.	2230 W. 6th St., Los Angeles, CA 90057	Metro	1	25	18	7	\$ 1,440	\$ 1,260	\$ 2,700
4 Toberman R.C.	1725 Toberman St., Los Angeles, CA 90015	Metro	1	132	73	59	\$ 5,840	\$ 10,620	\$ 16,460
5 Algin Sutton R.C.	8800 S. Hoover St., Los Angeles, CA 90044	Pacific	8	154	5	149	\$ 400	\$ 26,820	\$ 27,220
6 109th Street R.C.	1464 E. 109th St., Los Angeles, CA 90059	Pacific	15	146	32	114	\$ 2,560	\$ 20,520	\$ 23,080
7 South Park R.C.	345 East 51st St., Los Angeles, CA 90011	Pacific	9	269	251	18	\$ 20,080	\$ 3,240	\$ 23,320
8 Alpine R.C.	817 Yale St., Los Angeles, CA 90012	Metro	1	276	186	90	\$ 14,880	\$ 16,200	\$ 31,080
9 Hollenbeck Park R.C.	415 S. St. Louis St, Los Angeles, CA 90033	Metro	14	185	185	0	\$ 14,800	\$ -	\$ 14,800
10 Slauson R.C.	5306 S. Compton Ave., Los Angeles, CA 90011	Pacific	9	85	32	53	\$ 2,560	\$ 9,540	\$ 12,100
11 Gilbert Lindsay R.C.	429 E. 42nd Pl., Los Angeles, CA 90011	Pacific	9	1	1	0	\$ 80	\$ -	\$ 80
12 Lafayette MultiPurpose Community Cent	625 South Lafayette Park Place, Los Angeles	Metro	10	80	58	22	\$ 4,640	\$ 3,960	\$ 8,600
13 Hazard Park R.C.	2230 Norfolk St, Los Angeles, CA 90033	Metro	14	189	0	189	\$ -	\$ 34,020	\$ 34,020
14 Trinity R.C.	2415 Trinity St., Los Angeles, CA 90011	Pacific	9	49	36	13	\$ 2,880	\$ 2,340	\$ 5,220
15 Mount Carmel R.C.	830 West 70th St., Los Angeles, CA 90044	Pacific	8	126	107	19	\$ 8,560	\$ 3,420	\$ 11,980
16 Lincoln Heights R.C.	2303 Workman Street, Los Angeles, CA 90033	Metro	1	123	2	121	\$ 160	\$ 21,780	\$ 21,940
17 Central R.C.	1357 East 22nd St., Los Angeles, CA 90011	Pacific	9	162	32	130	\$ 2,560	\$ 23,400	\$ 25,960
18 Downey R.C.	1772 North Spring St, Los Angeles, CA 90031	Metro	1	270	61	209	\$ 4,880	\$ 37,620	\$ 42,500
19 Van Ness R.C.	5720 2nd Avenue, Los Angeles, CA 90043	Pacific	8	241	53	188	\$ 4,240	\$ 33,840	\$ 38,080
20 State Street R.C.	716 North State St., Los Angeles, CA 90033	Metro	14	329	134	195	\$ 10,720	\$ 35,100	\$ 45,820
21 Evergreen R.C.	2844 E. 2nd St, Los Angeles, CA 90033	Metro	14	335	38	297	\$ 3,040	\$ 53,460	\$ 56,500
22 Wilmington R.C.	325 N. Neptune Ave., Wilmington, CA 90744	Pacific	15	172	5	167	\$ 400	\$ 30,060	\$ 30,460
23 Lincoln Park R.C.	3501 Valley Blvd, Los Angeles, CA 90031	Metro	1	256	73	183	\$ 5,840	\$ 32,940	\$ 38,780
24 Green Meadows R.C.	431 E. 89th St., Los Angeles, CA 90003	Pacific	9	46	0	46	\$ -	\$ 8,280	\$ 8,280
25 Seoul International Park	3250 San Marino St., Los Angeles, CA 90006	Pacific	10	203	59	144	\$ 4,720	\$ 25,920	\$ 30,640
26 Wabash R.C.	2765 Wabash Ave, Los Angeles, CA 90033	Metro	14	131	0	131	\$ -	\$ 23,580	\$ 23,580
27 Normandie R.C.	1550 S. Normandie Avenue, Los Angeles, CA 90006	Metro	1	274	0	274	\$ -	\$ 49,320	\$ 49,320
28 Lemon Grove R.C.	4959 Lemon Grove Ave, Los Angeles, CA 90029	Metro	13	196	112	84	\$ 8,960	\$ 15,120	\$ 24,080
29 Loren Miller R.C.	2717 Halldale Ave, Los Angeles, CA 90018	Pacific	8	110	23	87	\$ 1,840	\$ 15,660	\$ 17,500
30 Sepulveda R.C.	8825 Kester Ave., Panorama City 91405	Valley	6	41	40	1	\$ 3,200	\$ 180	\$ 3,380
31 Costello R.C.	3141 E. Olympic Bl., Los Angeles, CA 90023	Metro	14	273	97	176	\$ 7,760	\$ 31,680	\$ 39,440
32 Jackie Tatum Harvard R.C.	1535 W. 62nd St., Los Angeles, CA 90047	Pacific	8	276	104	172	\$ 8,320	\$ 30,960	\$ 39,280
33 Van Nuys R.C.	14301 Vanowen St., Van Nuys, CA 91405	Valley	6	803	658	145	\$ 52,640	\$ 26,100	\$ 78,740

Estimated Total Enrollment	Estimated Enrollment - Classes
365	269
2104	336
90	83
238	117
351	33
288	120
446	428
782	460
348	348
188	32
1	1
241	175
328	2
147	76
326	262
240	2
359	82
377	86
538	222
834	356
779	87
294	26
453	200
90	0
691	131
383	5
384	0
450	318
271	140
275	134
495	233
623	200
1483	1007

**PROJECT PLAN
YOUTH SPORT PARTNERSHIP**



Attachment 3a: Detail Recreation Centers

DOCUMENT NO.: LA28-002
FISCAL YEAR: 2021/2022

RECREATION CENTERS - Pre-qualified				Spring 2022 Estimated Enrollment Totals						
Facility	Address	Region	CD	Estimated Total Enrollment	Estimated Enrollment - Classes	Estimated Enrollment - Sports Leagues	Estimated \$ Classes \$80	Estimated \$ Sports Leagues \$ 180	Estimated Total Classes + Sports Leagues	
34	Denker R.C.	1550 West 35th Pl., Los Angeles, CA 90018	Pacific	8	175	43	132	\$ 3,440	\$ 23,760	\$ 27,200
35	South Seas House	2301 West 24th St., Los Angeles CA 90018	Metro	10	20	20	0	\$ 1,600	\$ -	\$ 1,600
36	Pecan R.C.	127 South Pecan St., Los Angeles, CA 90033	Metro	14	380	0	380	\$ -	\$ 68,400	\$ 68,400
37	North Hills Community Park	8756 N. Parthenia Pl, North Hills, CA 91343	Valley	6	117	0	117	\$ -	\$ 21,060	\$ 21,060
38	Ross Snyder R.C.	1501 East 41st St., Los Angeles, CA 90011	Pacific	9	162	0	162	\$ -	\$ 29,160	\$ 29,160
39	Lincoln Heights Youth Center	2911 Altura Street, Los Angeles, CA 90031	Metro	1	0	0	0	\$ -	\$ -	\$ -
40	Fred Roberts R.C.	4700 S. Honduras St., Los Angeles, CA 90011	Pacific	9	119	110	9	\$ 8,800	\$ 1,620	\$ 10,420
41	E. Wilmington Greenbelt Community Cer	918 North Sanford Ave., Wilmington, CA 90001	Pacific	15	8	8	0	\$ 640	\$ -	\$ 640
42	Martin Luther King, Jr. R.C.	3916 S. Western Avenue, Los Angeles, CA 90062	Pacific	8	136	63	73	\$ 5,040	\$ 13,140	\$ 18,180
43	Lake Street Park	227 North Lake St., Los Angeles, CA 90026	Metro	13	175	107	68	\$ 8,560	\$ 12,240	\$ 20,800
44	Shatto R.C.	3191 West 4th St, Los Angeles, CA 90020	Metro	13	340	175	165	\$ 14,000	\$ 29,700	\$ 43,700
45	Boyle Heights Sports Center	933 South Mott St., Los Angeles, CA 90023	Metro	14	175	0	175	\$ -	\$ 31,500	\$ 31,500
46	Andres and Maria Cardenas R.C.	14740 Blythe St., Panorama City, CA 91402	Valley	6	150	150	0	\$ 12,000	\$ -	\$ 12,000
47	David M. Gonzales/Pacoima R.C.	10943 Herrick Ave., Pacoima, CA 91331	Valley	7	470	163	307	\$ 13,040	\$ 55,260	\$ 68,300
48	Ramon Garcia R.C.	1016 S. Fresno Street, Los Angeles, CA 90023	Metro	14	284	13	271	\$ 1,040	\$ 48,780	\$ 49,820
49	Yucca Park Community Center	6671 Yucca St., Los Angeles, CA 90028	Metro	13	179	155	24	\$ 12,400	\$ 4,320	\$ 16,720
50	Sun Valley R.C.	8133 Vineland Ave., Sun Valley, CA 91352	Valley	6	895	402	493	\$ 32,160	\$ 88,740	\$ 120,900
51	Hollywood R.C.	1122 Cole Ave., Los Angeles, CA 90038	Metro	13	80	40	40	\$ 3,200	\$ 7,200	\$ 10,400
52	Vineyard R.C.	2942 Vineyard Ave, Los Angeles, CA 90016	Pacific	10	2	2	0	\$ 160	\$ -	\$ 160
53	Rancho Cienega Sports Complex	5001 Rodeo Rd, Los Angeles, CA 90016	Pacific	10	60	0	60	\$ -	\$ 10,800	\$ 10,800
54	Highland Park R.C.	6150 N. Piedmont Avenue, Los Angeles, CA 90042	Metro	1	329	39	290	\$ 3,120	\$ 52,200	\$ 55,320
55	Victory-Vineland R.C.	11117 Victory Blvd., North Hollywood, CA 91606	Valley	2	349	31	318	\$ 2,480	\$ 57,240	\$ 59,720
56	Cypress Park R.C.	2630 Pepper Ave., Los Angeles, CA 90065	Metro	1	235	77	158	\$ 6,160	\$ 28,440	\$ 34,600
57	Hubert Humphrey R.C.	12560 Filmore St., Pacoima, CA 91331	Valley	7	749	146	603	\$ 11,680	\$ 108,540	\$ 120,220
58	Bellevue R.C.	826 Lucile Ave., Los Angeles, CA 90026	Metro	13	288	65	223	\$ 5,200	\$ 40,140	\$ 45,340
59	Rose Hill R.C.	4530 Mercury Ave., Los Angeles, CA 90032	Metro	14	212	60	152	\$ 4,800	\$ 27,360	\$ 32,160
60	Rio de Los Angeles State Park	1900 N. San Fernando Rd, Los Angeles, CA 90065	Metro	1	295	162	133	\$ 12,960	\$ 23,940	\$ 36,900
61	Queen Anne R.C.	1240 West Blvd, Los Angeles, CA 90019	Metro	10	339	121	218	\$ 9,680	\$ 39,240	\$ 48,920
62	Banning R.C.	1331 Eubank Ave, Wilmington, CA 90744	Pacific	15	208	112	96	\$ 8,960	\$ 17,280	\$ 26,240
63	Echo Park R.C.	1632 Bellevue Ave, Los Angeles, CA 90026	Metro	13	701	414	287	\$ 33,120	\$ 51,660	\$ 84,780
64	Glassell Park R.C.	3650 Verdugo Rd., Los Angeles, CA 90065	Metro	1	143	18	125	\$ 1,440	\$ 22,500	\$ 23,940
65	Stonehurst R.C.	9901 Dronfield St., Sun Valley, CA 91352	Valley	7	90	84	6	\$ 6,720	\$ 1,080	\$ 7,800
66	Sylmar Park R.C.	13109 Borden Ave, Los Angeles, CA 91342	Valley	7	1027	36	991	\$ 2,880	\$ 178,380	\$ 181,260
67	El Sereno R.C.	4721 Klamath St., Los Angeles, CA 90032	Metro	14	487	9	478	\$ 720	\$ 86,040	\$ 86,760

Estimated Total Enrollment	Estimated Enrollment - Classes
366	97
45	45
636	1
165	0
271	0
435	372
260	213
13	13
318	161
560	268
1157	746
266	11
213	213
972	469
490	27
470	423
1944	1030
150	70
20	2
142	4
565	81
897	143
476	172
1298	340
596	160
352	98
595	405
831	205
434	253
1719	1056
341	66
247	217
1756	80
887	30

**PROJECT PLAN
YOUTH SPORT PARTNERSHIP**



Attachment 3a: Detail Recreation Centers

DOCUMENT NO.: LA28-002
FISCAL YEAR: 2021/2022

RECREATION CENTERS - Pre-qualified				Spring 2022 Estimated Enrollment Totals					
Facility	Address	Region	CD	Estimated Total Enrollment	Estimated Enrollment - Classes	Estimated Enrollment - Sports Leagues	Estimated \$ Classes \$80	Estimated \$ Sports Leagues \$ 180	Estimated Total Classes + Sports Leagues
68	Rosecrans R.C. 840 W. 149th St., Gardena, CA 90247	Pacific	15	231	15	216	\$ 1,200	\$ 38,880	\$ 40,080
69	Chevy Chase R.C. 4165 Chevy Chase Dr., Los Angeles, CA 90039	Metro	13	60	31	29	\$ 2,480	\$ 5,220	\$ 7,700
70	Normandale R.C. 22400 S. Halldale Ave., Los Angeles, CA 90501	Pacific	15	66	0	66	\$ -	\$ 11,880	\$ 11,880
71	Valley Plaza 12240 Archwood St., North Hollywood, CA 91606	Valley	2	260	55	205	\$ 4,400	\$ 36,900	\$ 41,300
72	Reseda R.C. 18411 Victory Blvd, Reseda, CA 91335	Valley	3	399	92	307	\$ 7,360	\$ 55,260	\$ 62,620
73	Baldwin Hills R.C. 5401 Highlight Pl., Los Angeles, CA 90016	Pacific	10	388	15	373	\$ 1,200	\$ 67,140	\$ 68,340
74	Leland R.C. 863 S. Herbert Ave, San Pedro, CA 90731	Pacific	15	52	0	52	\$ -	\$ 9,360	\$ 9,360
75	Fernangeles R.C. 8851 Laurel Canyon Blvd, Sun Valley, CA 91352	Valley	6	728	445	283	\$ 35,600	\$ 50,940	\$ 86,540
76	Harbor City R.C. 24901 Frampton Ave, Harbor City, CA 90710	Pacific	15	182	0	182	\$ -	\$ 32,760	\$ 32,760
77	St. Andrews R.C. 8701 Saint Andrews Place, Los Angeles, CA 90047	Pacific	8	369	175	194	\$ 14,000	\$ 34,920	\$ 48,920
78	Delano R.C. 15100 Erwin St., Van Nuys, CA 91411	Valley	6	285	179	106	\$ 14,320	\$ 19,080	\$ 33,400
79	North Hollywood R.C. 11430 Chandler Blvd, North Hollywood, CA 91601	Valley	2	215	92	123	\$ 7,360	\$ 22,140	\$ 29,500
80	Montecito Heights R.C. 4545 Homer St., Los Angeles, CA 90031	Metro	1	413	124	289	\$ 9,920	\$ 52,020	\$ 61,940
81	Lanark R.C. 21816 Lanark St, Canoga Park, CA 91305	Valley	3	595	191	404	\$ 15,280	\$ 72,720	\$ 88,000
82	Lakeview Terrace R.C. 11075 Foothill Blvd, Lakeview Terrace, CA 91342	Valley	7	248	160	88	\$ 12,800	\$ 15,840	\$ 28,640
83	Ritchie Valens R.C. 10736 Laurel Canyon Blvd, Pacoima, CA 91331	Valley	7	544	190	354	\$ 15,200	\$ 63,720	\$ 78,920
84	Panorama City R.C. 8600 Hazeltine Ave., Panorama City, CA 91402	Valley	6	166	96	70	\$ 7,680	\$ 12,600	\$ 20,280
85	Jim Gilliam R.C. 4000 S. La Brea Avenue, Los Angeles, CA 90008	Pacific	10	45	11	34	\$ 880	\$ 6,120	\$ 7,000
86	Sunland R.C. 8651 Foothill Blvd, Sunland, CA 91040	Valley	7	382	266	116	\$ 21,280	\$ 20,880	\$ 42,160
87	Elysian Valley R.C. 1811 Ripple St., Los Angeles, CA 90039	Metro	13	206	59	147	\$ 4,720	\$ 26,460	\$ 31,180
Subtotal Recreation Centers - Pre-qualified				22,202	7,825	14,377	\$ 626,000	\$ 2,587,860	\$ 3,213,860

Estimated Total Enrollment	Estimated Enrollment - Classes
535	154
193	57
172	0
520	131
661	288
1143	129
52	0
1800	982
277	35
758	312
831	444
572	262
707	223
1198	421
577	346
1559	393
429	251
99	21
713	524
306	76
48,251	18,491

**PROJECT PLAN
YOUTH SPORT PARTNERSHIP**



Attachment 3a: Detail Recreation Centers

DOCUMENT NO.: LA28-002
FISCAL YEAR: 2021/2022

FY 2021/2022 RECREATION CENTERS - Pre-qualified Estimated Enrollment Totals							
Facility	Address	Region	CD	Estimated Enrollment - Sports Leagues	Estimated \$ Classes \$80	Estimated \$ Sports Leagues \$ 180	Estimated Total Classes + Sports Leagues
1 Hoover R.C.	1010 W. 25th St., Los Angeles, CA 90007	Metro	1	96	\$ 21,520	\$ 17,280	\$ 38,800
2 Expo Center/Roy Anderson R.C.	3980 South Bill Robertson Lane, Los Angeles, CA 90037	Expo	9	1768	\$ 26,880	\$ 318,240	\$ 345,120
3 Macarthur Park R.C.	2230 W. 6th St., Los Angeles, CA 90057	Metro	1	7	\$ 6,640	\$ 1,260	\$ 7,900
4 Toberman R.C.	1725 Toberman St., Los Angeles, CA 90015	Metro	1	122	\$ 9,360	\$ 21,960	\$ 31,320
5 Algin Sutton R.C.	8800 S. Hoover St., Los Angeles, CA 90044	Pacific	8	318	\$ 2,640	\$ 57,240	\$ 59,880
6 109th Street R.C.	1464 E. 109th St., Los Angeles, CA 90059	Pacific	15	168	\$ 9,600	\$ 30,240	\$ 39,840
7 South Park R.C.	345 East 51st St., Los Angeles, CA 90011	Pacific	9	18	\$ 34,240	\$ 3,240	\$ 37,480
8 Alpine R.C.	817 Yale St., Los Angeles, CA 90012	Metro	1	322	\$ 36,800	\$ 57,960	\$ 94,760
9 Hollenbeck Park R.C.	415 S. St. Louis St, Los Angeles, CA 90033	Metro	14	0	\$ 27,840	\$ -	\$ 27,840
10 Slauson R.C.	5306 S. Compton Ave., Los Angeles, CA 90011	Pacific	9	156	\$ 2,560	\$ 28,080	\$ 30,640
11 Gilbert Lindsay R.C.	429 E. 42nd Pl., Los Angeles, CA 90011	Pacific	9	0	\$ 80	\$ -	\$ 80
12 Lafayette MultiPurpose Community Cent	625 South Lafayette Park Place, Los Angeles	Metro	10	66	\$ 14,000	\$ 11,880	\$ 25,880
13 Hazard Park R.C.	2230 Norfolk St, Los Angeles, CA 90033	Metro	14	326	\$ 160	\$ 58,680	\$ 58,840
14 Trinity R.C.	2415 Trinity St., Los Angeles, CA 90011	Pacific	9	71	\$ 6,080	\$ 12,780	\$ 18,860
15 Mount Carmel R.C.	830 West 70th St., Los Angeles, CA 90044	Pacific	8	64	\$ 20,960	\$ 11,520	\$ 32,480
16 Lincoln Heights R.C.	2303 Workman Street, Los Angeles, CA 90033	Metro	1	238	\$ 160	\$ 42,840	\$ 43,000
17 Central R.C.	1357 East 22nd St., Los Angeles, CA 90011	Pacific	9	277	\$ 6,560	\$ 49,860	\$ 56,420
18 Downey R.C.	1772 North Spring St, Los Angeles, CA 90031	Metro	1	291	\$ 6,880	\$ 52,380	\$ 59,260
19 Van Ness R.C.	5720 2nd Avenue, Los Angeles, CA 90043	Pacific	8	316	\$ 17,760	\$ 56,880	\$ 74,640
20 State Street R.C.	716 North State St., Los Angeles, CA 90033	Metro	14	478	\$ 28,480	\$ 86,040	\$ 114,520
21 Evergreen R.C.	2844 E. 2nd St, Los Angeles, CA 90033	Metro	14	692	\$ 6,960	\$ 124,560	\$ 131,520
22 Wilmington R.C.	325 N. Neptune Ave., Wilmington, CA 90744	Pacific	15	268	\$ 2,080	\$ 48,240	\$ 50,320
23 Lincoln Park R.C.	3501 Valley Blvd, Los Angeles, CA 90031	Metro	1	253	\$ 16,000	\$ 45,540	\$ 61,540
24 Green Meadows R.C.	431 E. 89th St., Los Angeles, CA 90003	Pacific	9	90	\$ -	\$ 16,200	\$ 16,200
25 Seoul International Park	3250 San Marino St., Los Angeles, CA 90006	Pacific	10	560	\$ 10,480	\$ 100,800	\$ 111,280
26 Wabash R.C.	2765 Wabash Ave, Los Angeles, CA 90033	Metro	14	378	\$ 400	\$ 68,040	\$ 68,440
27 Normandie R.C.	1550 S. Normandie Avenue, Los Angeles, CA 90006	Metro	1	384	\$ -	\$ 69,120	\$ 69,120
28 Lemon Grove R.C.	4959 Lemon Grove Ave, Los Angeles, CA 90029	Metro	13	132	\$ 25,440	\$ 23,760	\$ 49,200
29 Loren Miller R.C.	2717 Halldale Ave, Los Angeles, CA 90018	Pacific	8	131	\$ 11,200	\$ 23,580	\$ 34,780
30 Sepulveda R.C.	8825 Kester Ave., Panorama City 91405	Valley	6	142	\$ 10,720	\$ 25,560	\$ 36,280
31 Costello R.C.	3141 E. Olympic Bl., Los Angeles, CA 90023	Metro	14	262	\$ 18,640	\$ 47,160	\$ 65,800
32 Jackie Tatum Harvard R.C.	1535 W. 62nd St., Los Angeles, CA 90047	Pacific	8	423	\$ 16,000	\$ 76,140	\$ 92,140
33 Van Nuys R.C.	14301 Vanowen St., Van Nuys, CA 91405	Valley	6	476	\$ 80,560	\$ 85,680	\$ 166,240

**PROJECT PLAN
YOUTH SPORT PARTNERSHIP**



Attachment 3a: Detail Recreation Centers

DOCUMENT NO.: LA28-002
FISCAL YEAR: 2021/2022

RECREATION CENTERS - Pre-qualified							
FY 2021/2022 Estimated Enrollment Totals							
Facility	Address	Region	CD	Estimated Enrollment - Sports Leagues	Estimated \$ Classes \$80	Estimated \$ Sports Leagues \$ 180	Estimated Total Classes + Sports Leagues
34	Denker R.C.	1550 West 35th Pl., Los Angeles, CA 90018	Pacific	8	268	\$ 7,760	\$ 56,000
35	South Seas House	2301 West 24th St., Los Angeles CA 90018	Metro	10	0	\$ 3,600	\$ 3,600
36	Pecan R.C.	127 South Pecan St., Los Angeles, CA 90033	Metro	14	635	\$ 80	\$ 114,380
37	North Hills Community Park	8756 N. Parthenia Pl, North Hills, CA 91343	Valley	6	165	\$ -	\$ 29,700
38	Ross Snyder R.C.	1501 East 41st St., Los Angeles, CA 90011	Pacific	9	271	\$ -	\$ 48,780
39	Lincoln Heights Youth Center	2911 Altura Street, Los Angeles, CA 90031	Metro	1	63	\$ 29,760	\$ 41,100
40	Fred Roberts R.C.	4700 S. Honduras St., Los Angeles, CA 90011	Pacific	9	47	\$ 17,040	\$ 25,500
41	E. Wilmington Greenbelt Community Center	918 North Sanford Ave., Wilmington, CA 90744	Pacific	15	0	\$ 1,040	\$ 1,040
42	Martin Luther King, Jr. R.C.	3916 S. Western Avenue, Los Angeles, CA 90062	Pacific	8	157	\$ 12,880	\$ 41,140
43	Lake Street Park	227 North Lake St., Los Angeles, CA 90026	Metro	13	292	\$ 21,440	\$ 74,000
44	Shatto R.C.	3191 West 4th St, Los Angeles, CA 90020	Metro	13	411	\$ 59,680	\$ 133,660
45	Boyle Heights Sports Center	933 South Mott St., Los Angeles, CA 90023	Metro	14	255	\$ 880	\$ 46,780
46	Andres and Maria Cardenas R.C.	14740 Blythe St., Panorama City, CA 91402	Valley	6	0	\$ 17,040	\$ 17,040
47	David M. Gonzales/Pacoima R.C.	10943 Herrick Ave., Pacoima, CA 91331	Valley	7	503	\$ 37,520	\$ 128,060
48	Ramon Garcia R.C.	1016 S. Fresno Street, Los Angeles, CA 90023	Metro	14	463	\$ 2,160	\$ 85,500
49	Yucca Park Community Center	6671 Yucca St., Los Angeles, CA 90028	Metro	13	47	\$ 33,840	\$ 42,300
50	Sun Valley R.C.	8133 Vineland Ave., Sun Valley, CA 91352	Valley	6	914	\$ 82,400	\$ 246,920
51	Hollywood R.C.	1122 Cole Ave., Los Angeles, CA 90038	Metro	13	80	\$ 5,600	\$ 20,000
52	Vineyard R.C.	2942 Vineyard Ave, Los Angeles, CA 90016	Pacific	10	18	\$ 160	\$ 3,400
53	Rancho Cienega Sports Complex	5001 Rodeo Rd, Los Angeles, CA 90016	Pacific	10	138	\$ 320	\$ 25,160
54	Highland Park R.C.	6150 N. Piedmont Avenue, Los Angeles, CA 90042	Metro	1	484	\$ 6,480	\$ 93,600
55	Victory-Vineland R.C.	11117 Victory Blvd., North Hollywood, CA 91606	Valley	2	754	\$ 11,440	\$ 147,160
56	Cypress Park R.C.	2630 Pepper Ave., Los Angeles, CA 90065	Metro	1	304	\$ 13,760	\$ 68,480
57	Hubert Humphrey R.C.	12560 Filmore St., Pacoima, CA 91331	Valley	7	958	\$ 27,200	\$ 199,640
58	Bellevue R.C.	826 Lucile Ave., Los Angeles, CA 90026	Metro	13	435	\$ 12,800	\$ 91,100
59	Rose Hill R.C.	4530 Mercury Ave., Los Angeles, CA 90032	Metro	14	254	\$ 7,840	\$ 53,560
60	Rio de Los Angeles State Park	1900 N. San Fernando Rd, Los Angeles, CA 90065	Metro	1	189	\$ 32,400	\$ 66,420
61	Queen Anne R.C.	1240 West Blvd, Los Angeles, CA 90019	Metro	10	626	\$ 16,400	\$ 129,080
62	Banning R.C.	1331 Eubank Ave, Wilmington, CA 90744	Pacific	15	181	\$ 20,240	\$ 52,820
63	Echo Park R.C.	1632 Bellevue Ave, Los Angeles, CA 90026	Metro	13	663	\$ 84,480	\$ 203,820
64	Glassell Park R.C.	3650 Verdugo Rd., Los Angeles, CA 90065	Metro	1	275	\$ 5,280	\$ 49,500
65	Stonehurst R.C.	9901 Dronfield St., Sun Valley, CA 91352	Valley	7	29	\$ 17,360	\$ 22,580
66	Sylmar Park R.C.	13109 Borden Ave, Los Angeles, CA 91342	Valley	7	1677	\$ 6,400	\$ 308,260
67	El Sereno R.C.	4721 Klamath St., Los Angeles, CA 90032	Metro	14	857	\$ 2,400	\$ 156,660

**PROJECT PLAN
YOUTH SPORT PARTNERSHIP**



Attachment 3a: Detail Recreation Centers

DOCUMENT NO.: LA28-002
FISCAL YEAR: 2021/2022

FY 2021/2022 RECREATION CENTERS - Pre-qualified Estimated Enrollment Totals							
Facility	Address	Region	CD	Estimated Enrollment - Sports Leagues	Estimated \$ Classes \$80	Estimated \$ Sports Leagues \$ 180	Estimated Total Classes + Sports Leagues
68	Rosecrans R.C. 840 W. 149th St., Gardena, CA 90247	Pacific	15	381	\$ 12,320	\$ 68,580	\$ 80,900
69	Chevy Chase R.C. 4165 Chevy Chase Dr., Los Angeles, CA 90039	Metro	13	136	\$ 4,560	\$ 24,480	\$ 29,040
70	Normandale R.C. 22400 S. Halldale Ave., Los Angeles, CA 90501	Pacific	15	172	\$ -	\$ 30,960	\$ 30,960
71	Valley Plaza 12240 Archwood St., North Hollywood, CA 91606	Valley	2	389	\$ 10,480	\$ 70,020	\$ 80,500
72	Reseda R.C. 18411 Victory Blvd, Reseda, CA 91335	Valley	3	373	\$ 23,040	\$ 67,140	\$ 90,180
73	Baldwin Hills R.C. 5401 Highlight Pl., Los Angeles, CA 90016	Pacific	10	1014	\$ 10,320	\$ 182,520	\$ 192,840
74	Leland R.C. 863 S. Herbert Ave, San Pedro, CA 90731	Pacific	15	52	\$ -	\$ 9,360	\$ 9,360
75	Fernangeles R.C. 8851 Laurel Canyon Blvd, Sun Valley, CA 91352	Valley	6	818	\$ 78,560	\$ 147,240	\$ 225,800
76	Harbor City R.C. 24901 Frampton Ave, Harbor City, CA 90710	Pacific	15	242	\$ 2,800	\$ 43,560	\$ 46,360
77	St. Andrews R.C. 8701 Saint Andrews Place, Los Angeles, CA 90047	Pacific	8	446	\$ 24,960	\$ 80,280	\$ 105,240
78	Delano R.C. 15100 Erwin St., Van Nuys, CA 91411	Valley	6	387	\$ 35,520	\$ 69,660	\$ 105,180
79	North Hollywood R.C. 11430 Chandler Blvd, North Hollywood, CA 91601	Valley	2	310	\$ 20,960	\$ 55,800	\$ 76,760
80	Montecito Heights R.C. 4545 Homer St., Los Angeles, CA 90031	Metro	1	485	\$ 17,840	\$ 87,300	\$ 105,140
81	Lanark R.C. 21816 Lanark St, Canoga Park, CA 91305	Valley	3	777	\$ 33,680	\$ 139,860	\$ 173,540
82	Lakeview Terrace R.C. 11075 Foothill Blvd, Lakeview Terrace, CA 91342	Valley	7	231	\$ 27,680	\$ 41,580	\$ 69,260
83	Ritchie Valens R.C. 10736 Laurel Canyon Blvd, Pacoima, CA 91331	Valley	7	1166	\$ 31,440	\$ 209,880	\$ 241,320
84	Panorama City R.C. 8600 Hazeltine Ave., Panorama City, CA 91402	Valley	6	178	\$ 20,080	\$ 32,040	\$ 52,120
85	Jim Gilliam R.C. 4000 S. La Brea Avenue, Los Angeles, CA 90008	Pacific	10	78	\$ 1,680	\$ 14,040	\$ 15,720
86	Sunland R.C. 8651 Foothill Blvd, Sunland, CA 91040	Valley	7	189	\$ 41,920	\$ 34,020	\$ 75,940
87	Elysian Valley R.C. 1811 Ripple St., Los Angeles, CA 90039	Metro	13	230	\$ 6,080	\$ 41,400	\$ 47,480
Subtotal Recreation Centers - Pre-qualified				29,760	\$ 1,479,280	\$ 5,356,800	\$ 6,836,080

PROJECT PLAN
YOUTH SPORTS/FITNESS PROGRAM



Attachment 3a: Detail Recreation Centers

DOCUMENT NO.: LA28-002
FISCAL YEAR: 2021/2022

RECREATION CENTERS - Non pre-qualified (with self certification)				Summer 2018 Actual Enrollment (Baseline) Totals			Fall 2018 Actual Enrollment (Baseline) Totals			Winter 2019 Actual Enrollment (Baseline) Totals		
Facility	Address	Region	CD	Actual Enrollment (Baseline) - Classes	Actual Enrollment (Baseline) Sports Leagues	Actual (Baseline) Total Enrollment	Actual Enrollment (Baseline) - Classes	Actual Enrollment (Baseline) Sports Leagues	Actual (Baseline) Total Enrollment	Actual Enrollment (Baseline) - Classes	Actual Enrollment (Baseline) Sports Leagues	Actual (Baseline) Total Enrollment
1	Culver Slauson R.C.	5072 S. Slauson Ave., Culver City, CA 90230	Pacific	11		20	7		7			0
2	Westwood R.C.	1350 S. Sepulveda Blvd, Los Angeles, CA 90025	Valley	5	289	399	16		16	296	260	556
3	Poinsettia R.C.	7341 Willoughby Ave, Los Angeles, CA 90046	Metro	5	79	33	89	18	107	84	56	140
4	Yosemite R.C.	1840 Yosemite Dr., Los Angeles, CA 90041	Metro	14	33	333	64	232	296	61	350	411
5	Stoner R.C.	1835 Stoner Ave., Los Angeles, CA 90025	Valley	Detail	96	87	76		76	88	98	186
6	Granada Hills R.C.	16730 Chatsworth St., Granada Hills, CA 91344	Valley	12	251	604	47	105	152	68	353	421
7	Van Nuys Sherman Oaks R.C.	14201 Huston St., Sherman Oaks, CA 91423	Valley	2	100	331	119	372	491	167	360	527
8	Branford R.C.	13306 Branford St., Arleta, CA 91331	Valley	6		431	69		69	8	194	202
9	Woodland Hills R.C.	5858 Shoup Ave., Woodland Hills, CA 91367	Valley	3	374	468		7	7	190	1001	1191
10	Winnetka R.C.	8401 Winnetka Ave., Winnetka, CA 91306	Valley	3	217	371	16	35	51	125	250	375
11	Peck Park Community Center	560 North Western Ave., San Pedro, CA 90732	Pacific	15	4	153	22		22	14	150	164
12	North Weddington R.C.	10844 Acama St., Studio City, CA 91602	Valley	2	16		2	122	124	1	302	303
13	Studio City R.C.	12621 Rye St., Studio City, CA 91604	Valley	2	25	375	136	26	162	128	463	591
14	Westchester R.C.	7000 W. Manchester Ave., Los Angeles, CA 90045	Pacific	11		279		120	120		357	357
15	Tarzana R.C.	5655 Vanalden Ave., Tarzana, CA 91356	Valley	3	26	374	19		19	31	173	204
16	Northridge R.C.	18300 Lemarsh St., Northridge, CA 91324	Valley	12	154	335		1	1	47	450	497
17	Robertson R.C.	1641 Preuss Rd., Los Angeles, CA 90035	Pacific	5					0			0
18	Chatsworth Park South	22360 Devonshire St., Chatsworth, CA 91311	Valley	12	9		21		21	24	5	29
19	Carlin G. Smith R.C.	511 West Ave 46, Los Angeles, CA 90065	Metro	1	19		35		35	42		42
20	Mar Vista R.C.	11430 Woodbine Ave., Los Angeles, CA 90066	Valley	11	58	509			0	107	399	506
21	Eagle Rock R.C.	1100 Eagle Vista Dr., Los Angeles, CA 90041	Metro	14	43	341	5		5	50	155	205
22	Shadow Ranch R.C.	22633 Vanowen St, West Hills, CA 91307	Valley	12	137		50		50	114		114
23	Pan Pacific Park R.C.	7600 Beverly Blvd., Los Angeles, CA 90036	Metro	4	45	290	92	57	149	109	399	508
24	Mason Park R.C.	10500 Mason Ave, Chatsworth, CA 91311	Valley	12	125	233		25	25	137	668	805
25	Balboa Sports Complex	17015 Burbank Blvd., Encino, CA 91316	Valley	6	149	630	112		112	143	411	554
26	Silver Lake R.C.	1850 West Silver Lake Dr., Los Angeles, CA 90026	Metro	13	103	193	32		32	43	647	690
27	Barrington R.C.	333 S. Barrington Ave., Los Angeles, CA 90049	Valley	11	78	249	9		9	42	357	399
28	Oakwood R.C.	767 California Ave, Venice, CA 90291	Valley	11	17	70		35	35	15	76	91
29	Encino Community Center	4935 Balboa Blvd, Encino, CA 91316	Valley	5	90				0	72		72
30	Palms R.C.	2950 Overland Ave., Los Angeles, CA 90064	Valley	5		64			5		196	206
31	Bogdanovich R.C.	1920 Cumbre Drive, San Pedro, CA 90732	Pacific	15				229	229		442	442
32	Penmar R.C.	1341 Lake St, Los Angeles, CA 90291	Valley	11	10	363	43	24	67	43	209	252
33	Rustic Canyon R.C.	601 Latimer Rd., Santa Monica, CA 90402	Valley	11	5		9		9	9		9

**PROJECT PLAN
YOUTH SPORTS/FITNESS PROGRAM**



Attachment 3a: Detail Recreation Centers

DOCUMENT NO.: LA28-002
FISCAL YEAR: 2021/2022

RECREATION CENTERS - Non pre-qualified (with self certification)				Summer 2018			Fall 2018			Winter 2019			
				Actual Enrollment (Baseline) Totals			Actual Enrollment (Baseline) Totals			Actual Enrollment (Baseline) Totals			
34	Palisades R.C.	851 Alma Real Dr., Pacific Palisades, CA 90272	Valley	11	37	493	530	18	18	43	1181	1224	
35	Cheviot Hills R.C.	2551 Motor Ave., Los Angeles, CA 90064	Valley	5		1275	1275	150	150	104	1712	1816	
36	Crestwood Hills R.C.	1000 Hanley Ave., Los Angeles, CA 90049	Valley	11			0		0			0	
Subtotal Recreation Centers - Non Pre-qualified (with self certification)					2,603	9,303	11,906	1,263	1,408	2,671	2,415	11,674	14,089
Total Recreation Centers					8,543	20,349	28,892	6,305	4,616	10,921	9,183	23,053	32,236

PROJECT PLAN
YOUTH SPORTS/FITNESS PROGRAM



Attachment 3a: Detail Recreation Centers

DOCUMENT NO.: LA28-002
FISCAL YEAR: 2021/2022

RECREATION CENTERS - Non pre-qualified (with self certification)				Spring 2019 Actual Enrollment (Baseline) Totals			FY 2018/2019 Actual Enrollment (Baseline) Totals				
Facility	Address	Region	CD	Actual Enrollment (Baseline) - Classes	Actual Enrollment (Baseline) Sports Leagues	Actual (Baseline) Total Enrollment	Actual Enrollment (Baseline) - Classes	Actual Enrollment (Baseline) Sports Leagues	Actual (Baseline) Total Enrollment	Estimated Total Enrollment	Estimated Enrollment - Classes
1	Culver Slauson R.C.	5072 S. Slauson Ave., Culver City, CA 90230	Pacific	11						2	0
2	Westwood R.C.	1350 S. Sepulveda Blvd, Los Angeles, CA 90025	Valley	5	347	274	621	948	1,881	69	29
3	Poinsettia R.C.	7341 Willoughby Ave, Los Angeles, CA 90046	Metro	5	69	61	130	321	489	11	8
4	Yosemite R.C.	1840 Yosemite Dr., Los Angeles, CA 90041	Metro	14	59	324	383	217	1,456	36	3
5	Stoner R.C.	1835 Stoner Ave., Los Angeles, CA 90025	Valley	Detail	25	69	94	285	539	19	10
6	Granada Hills R.C.	16730 Chatsworth St., Granada Hills, CA 91344	Valley	12	170	548	718	536	2,146	85	25
7	Van Nuys Sherman Oaks R.C.	14201 Huston St., Sherman Oaks, CA 91423	Valley	2	20	420	440	406	1,889	43	10
8	Branford R.C.	13306 Branford St., Arleta, CA 91331	Valley	6	2	302	304	79	1,006	43	0
9	Woodland Hills R.C.	5858 Shoup Ave., Woodland Hills, CA 91367	Valley	3	202	358	560	766	2,600	84	37
10	Winnetka R.C.	8401 Winnetka Ave., Winnetka, CA 91306	Valley	3	86	241	327	444	1,341	59	22
11	Peck Park Community Center	560 North Western Ave., San Pedro, CA 90732	Pacific	15	15	186	201	55	544	15	0
12	North Weddington R.C.	10844 Acama St., Studio City, CA 91602	Valley	2	6	363	369	25	812	2	2
13	Studio City R.C.	12621 Rye St., Studio City, CA 91604	Valley	2	44	297	341	333	1,494	41	3
14	Westchester R.C.	7000 W. Manchester Ave., Los Angeles, CA 90045	Pacific	11		86	86	0	842	28	0
15	Tarzana R.C.	5655 Vanalden Ave., Tarzana, CA 91356	Valley	3	27	236	263	103	886	40	3
16	Northridge R.C.	18300 Lemarsh St., Northridge, CA 91324	Valley	12	74	807	881	275	1,868	49	15
17	Robertson R.C.	1641 Preuss Rd., Los Angeles, CA 90035	Pacific	5			0	0	0	0	0
18	Chatsworth Park South	22360 Devonshire St., Chatsworth, CA 91311	Valley	12	32	6	38	86	97	1	1
19	Carlin G. Smith R.C.	511 West Ave 46, Los Angeles, CA 90065	Metro	1	24		24	120	120	2	2
20	Mar Vista R.C.	11430 Woodbine Ave., Los Angeles, CA 90066	Valley	11	53	665	718	218	1,791	57	6
21	Eagle Rock R.C.	1100 Eagle Vista Dr., Los Angeles, CA 90041	Metro	14	93	243	336	191	930	38	4
22	Shadow Ranch R.C.	22633 Vanowen St, West Hills, CA 91307	Valley	12	107		107	408	408	14	14
23	Pan Pacific Park R.C.	7600 Beverly Blvd., Los Angeles, CA 90036	Metro	4	122	287	409	368	1,401	34	5
24	Mason Park R.C.	10500 Mason Ave, Chatsworth, CA 91311	Valley	12	228	8	236	490	1,424	36	13
25	Balboa Sports Complex	17015 Burbank Blvd., Encino, CA 91316	Valley	6	188	282	470	592	1,915	78	15
26	Silver Lake R.C.	1850 West Silver Lake Dr., Los Angeles, CA 90026	Metro	13	77	102	179	255	1,197	29	10
27	Barrington R.C.	333 S. Barrington Ave., Los Angeles, CA 90049	Valley	11	25	248	273	154	1,008	33	8
28	Oakwood R.C.	767 California Ave, Venice, CA 90291	Valley	11		53	53	32	266	9	2
29	Encino Community Center	4935 Balboa Blvd, Encino, CA 91316	Valley	5	132		132	294	294	9	9
30	Palms R.C.	2950 Overland Ave., Los Angeles, CA 90064	Valley	5	8		8	37	297	7	1
31	Bogdanovich R.C.	1920 Cumbre Drive, San Pedro, CA 90732	Pacific	15		225	225	0	896	0	0
32	Penmar R.C.	1341 Lake St, Los Angeles, CA 90291	Valley	11	14	229	243	110	935	37	1
33	Rustic Canyon R.C.	601 Latimer Rd., Santa Monica, CA 90402	Valley	11	16		16	39	39	1	1

PROJECT PLAN
YOUTH SPORTS/FITNESS PROGRAM



Attachment 3a: Detail Recreation Centers

DOCUMENT NO.: LA28-002
FISCAL YEAR: 2021/2022

RECREATION CENTERS - Non pre-qualified (with self certification)				Spring 2019 Actual Enrollment (Baseline) Totals			FY 2018/2019 Actual Enrollment (Baseline) Totals					
34	Palisades R.C.	851 Alma Real Dr., Pacific Palisades, CA 90272	Valley	11	118	181	299	216	1855	2071	53	4
35	Cheviot Hills R.C.	2551 Motor Ave., Los Angeles, CA 90064	Valley	5	213		213	467	2987	3454	128	0
36	Crestwood Hills R.C.	1000 Hanley Ave., Los Angeles, CA 90049	Valley	11			0	0	0	0	0	0
Subtotal Recreation Centers - Non Pre-qualified (with self certification)					2,596	7,101	9,697	8,877	29,486	38,363	1,192	263
Total Recreation Centers					10,421	21,478	31,899	34,452	69,496	103,948	11,389	3,834

PROJECT PLAN
YOUTH SPORTS/FITNESS PROGRAM



Attachment 3a: Detail Recreation Centers

DOCUMENT NO.: LA28-002
FISCAL YEAR: 2021/2022

RECREATION CENTERS - Non pre-qualified (with self certification)							
Summer 2021							
Estimated Enrollment Totals							
Facility	Address	Region	CD	Estimated Enrollment - Sports Leagues	Estimated \$ Classes \$80	Estimated \$ Sports Leagues \$ 180	Estimated Total Classes + Sports Leagues
1	Culver Slauson R.C.						
2	Westwood R.C.						
3	Poinsettia R.C.						
4	Yosemite R.C.						
5	Stoner R.C.						
6	Granada Hills R.C.						
7	Van Nuys Sherman Oaks R.C.						
8	Branford R.C.						
9	Woodland Hills R.C.						
10	Winnetka R.C.						
11	Peck Park Community Center						
12	North Weddington R.C.						
13	Studio City R.C.						
14	Westchester R.C.						
15	Tarzana R.C.						
16	Northridge R.C.						
17	Robertson R.C.						
18	Chatsworth Park South						
19	Carlin G. Smith R.C.						
20	Mar Vista R.C.						
21	Eagle Rock R.C.						
22	Shadow Ranch R.C.						
23	Pan Pacific Park R.C.						
24	Mason Park R.C.						
25	Balboa Sports Complex						
26	Silver Lake R.C.						
27	Barrington R.C.						
28	Oakwood R.C.						
29	Encino Community Center						
30	Palms R.C.						
31	Bogdanovich R.C.						
32	Penmar R.C.						
33	Rustic Canyon R.C.						

Fall 2021			
Estimated Enrollment Totals			
Estimated Total Enrollment	Estimated Enrollment - Classes	Estimated Enrollment - Sports Leagues	Estimated \$ Classes \$80
1	1	0	\$ 80
2	2	0	\$ 160
11	9	2	\$ 720
29	6	23	\$ 480
8	8	0	\$ 640
16	5	11	\$ 400
49	12	37	\$ 960
7	7	0	\$ 560
1	0	1	\$ -
6	2	4	\$ 160
2	2	0	\$ 160
12	0	12	\$ -
17	14	3	\$ 1,120
12	0	12	\$ -
2	2	0	\$ 160
0	0	0	\$ -
0	0	0	\$ -
2	2	0	\$ 160
4	4	0	\$ 320
0	0	0	\$ -
1	1	0	\$ 80
5	5	0	\$ 400
15	9	6	\$ 720
3	0	3	\$ -
11	11	0	\$ 880
3	3	0	\$ 240
1	1	0	\$ 80
4	0	4	\$ -
0	0	0	\$ -
1	1	0	\$ 80
23	0	23	\$ -
6	4	2	\$ 320
1	1	0	\$ 80

**PROJECT PLAN
YOUTH SPORTS/FITNESS PROGRAM**



Attachment 3a: Detail Recreation Centers

DOCUMENT NO.: LA28-002
FISCAL YEAR: 2021/2022

RECREATION CENTERS - Non pre-qualified (with self certification)								
Summer 2021								
Estimated Enrollment Totals								
34	Palisades R.C.	851 Alma Real Dr., Pacific Palisades, CA 90272	Valley	11	49	\$ 320	\$ 8,820	9,140
35	Cheviot Hills R.C.	2551 Motor Ave., Los Angeles, CA 90064	Valley	5	128	\$ -	\$ 23,040	23,040
36	Crestwood Hills R.C.	1000 Hanley Ave., Los Angeles, CA 90049	Valley	11	0	\$ -	\$ -	0
Subtotal Recreation Centers - Non Pre-qualified (with self certification)					929	\$ 21,040	\$ 167,220	\$ 188,260
Total Recreation Centers					7,555	\$ 306,720	\$ 1,359,900	\$ 1,666,620

Fall 2021			
Estimated Enrollment Totals			
2	2	0	\$ 160
15	15	0	\$ 1,200
0	0	0	\$ -
272	129	143	\$ 10,320
5,231	3,160	2,071	\$ 252,800

**PROJECT PLAN
YOUTH SPORTS/FITNESS PROGRAM**



Attachment 3a: Detail Recreation Centers

DOCUMENT NO.: LA28-002
FISCAL YEAR: 2021/2022

RECREATION CENTERS - Non pre-qualified (with self certification)					
Facility	Address	Region	CD	Estimated \$ Sports Leagues \$ 180	Estimated Total Classes + Sports Leagues
1	Culver Slauson R.C.				
2	Westwood R.C.				
3	Poinsettia R.C.				
4	Yosemite R.C.				
5	Stoner R.C.				
6	Granada Hills R.C.				
7	Van Nuys Sherman Oaks R.C.				
8	Branford R.C.				
9	Woodland Hills R.C.				
10	Winnetka R.C.				
11	Peck Park Community Center				
12	North Weddington R.C.				
13	Studio City R.C.				
14	Westchester R.C.				
15	Tarzana R.C.				
16	Northridge R.C.				
17	Robertson R.C.				
18	Chatsworth Park South				
19	Carlin G. Smith R.C.				
20	Mar Vista R.C.				
21	Eagle Rock R.C.				
22	Shadow Ranch R.C.				
23	Pan Pacific Park R.C.				
24	Mason Park R.C.				
25	Balboa Sports Complex				
26	Silver Lake R.C.				
27	Barrington R.C.				
28	Oakwood R.C.				
29	Encino Community Center				
30	Palms R.C.				
31	Bogdanovich R.C.				
32	Penmar R.C.				
33	Rustic Canyon R.C.				

Winter 2022 Estimated Enrollment Totals					
Estimated Total Enrollment	Estimated Enrollment - Classes	Estimated Enrollment - Sports Leagues	Estimated \$ Classes \$80	Estimated \$ Sports Leagues \$ 180	Estimated Total Classes + Sports Leagues
0	0	0	\$ -	\$ -	0
56	30	26	\$ 2,400	\$ 4,680	7,080
14	8	6	\$ 640	\$ 1,080	1,720
41	6	35	\$ 480	\$ 6,300	6,780
19	9	10	\$ 720	\$ 1,800	2,520
42	7	35	\$ 560	\$ 6,300	6,860
53	17	36	\$ 1,360	\$ 6,480	7,840
20	1	19	\$ 80	\$ 3,420	3,500
119	19	100	\$ 1,520	\$ 18,000	19,520
38	13	25	\$ 1,040	\$ 4,500	5,540
16	1	15	\$ 80	\$ 2,700	2,780
30	0	30	\$ -	\$ 5,400	5,400
59	13	46	\$ 1,040	\$ 8,280	9,320
36	0	36	\$ -	\$ 6,480	6,480
20	3	17	\$ 240	\$ 3,060	3,300
50	5	45	\$ 400	\$ 8,100	8,500
0	0	0	\$ -	\$ -	0
3	2	1	\$ 160	\$ 180	340
4	4	0	\$ 320	\$ -	320
51	11	40	\$ 880	\$ 7,200	8,080
21	5	16	\$ 400	\$ 2,880	3,280
11	11	0	\$ 880	\$ -	880
51	11	40	\$ 880	\$ 7,200	8,080
81	14	67	\$ 1,120	\$ 12,060	13,180
55	14	41	\$ 1,120	\$ 7,380	8,500
69	4	65	\$ 320	\$ 11,700	12,020
40	4	36	\$ 320	\$ 6,480	6,800
10	2	8	\$ 160	\$ 1,440	1,600
7	7	0	\$ 560	\$ -	560
21	1	20	\$ 80	\$ 3,600	3,680
44	0	44	\$ -	\$ 7,920	7,920
25	4	21	\$ 320	\$ 3,780	4,100
1	1	0	\$ 80	\$ -	80

**PROJECT PLAN
YOUTH SPORTS/FITNESS PROGRAM**



Attachment 3a: Detail Recreation Centers

DOCUMENT NO.: LA28-002
FISCAL YEAR: 2021/2022

RECREATION CENTERS - Non pre-qualified (with self certification)						
34	Palisades R.C.	851 Alma Real Dr., Pacific Palisades, CA 90272	Valley	11	\$ -	160
35	Cheviot Hills R.C.	2551 Motor Ave., Los Angeles, CA 90064	Valley	5	\$ -	1,200
36	Crestwood Hills R.C.	1000 Hanley Ave., Los Angeles, CA 90049	Valley	11	\$ -	0
Subtotal Recreation Centers - Non Pre-qualified (with self certification)					\$ 25,740	\$ 36,060
Total Recreation Centers					\$ 372,780	\$ 625,580

Winter 2022 Estimated Enrollment Totals					
122	4	118	\$ 320	\$ 21,240	21,560
181	10	171	\$ 800	\$ 30,780	31,580
0	0	0	\$ -	\$ -	0
1,410	241	1,169	\$ 19,280	\$ 210,420	\$ 229,700
12,303	4,305	7,998	\$ 344,400	\$ 1,439,640	\$ 1,784,040

PROJECT PLAN
YOUTH SPORTS/FITNESS PROGRAM



Attachment 3a: Detail Recreation Centers

DOCUMENT NO.: LA28-002
FISCAL YEAR: 2021/2022

RECREATION CENTERS - Non pre-qualified (with self certification)				Spring 2022 Estimated Enrollment Totals						
Facility	Address	Region	CD	Estimated Total Enrollment	Estimated Enrollment - Classes	Estimated Enrollment - Sports Leagues	Estimated \$ Classes \$80	Estimated \$ Sports Leagues \$ 180	Estimated Total Classes + Sports Leagues	
1	Culver Slauson R.C.	5072 S. Slauson Ave., Culver City, CA 90230	Pacific	11	0	0	0	\$ -	\$ -	0
2	Westwood R.C.	1350 S. Sepulveda Blvd, Los Angeles, CA 90025	Valley	5	62	35	27	\$ 2,800	\$ 4,860	7,660
3	Poinsettia R.C.	7341 Willoughby Ave, Los Angeles, CA 90046	Metro	5	13	7	6	\$ 560	\$ 1,080	1,640
4	Yosemite R.C.	1840 Yosemite Dr., Los Angeles, CA 90041	Metro	14	38	6	32	\$ 480	\$ 5,760	6,240
5	Stoner R.C.	1835 Stoner Ave., Los Angeles, CA 90025	Valley	Detail	10	3	7	\$ 240	\$ 1,260	1,500
6	Granada Hills R.C.	16730 Chatsworth St., Granada Hills, CA 91344	Valley	12	72	17	55	\$ 1,360	\$ 9,900	11,260
7	Van Nuys Sherman Oaks R.C.	14201 Huston St., Sherman Oaks, CA 91423	Valley	2	44	2	42	\$ 160	\$ 7,560	7,720
8	Branford R.C.	13306 Branford St., Arleta, CA 91331	Valley	6	30	0	30	\$ -	\$ 5,400	5,400
9	Woodland Hills R.C.	5858 Shoup Ave., Woodland Hills, CA 91367	Valley	3	56	20	36	\$ 1,600	\$ 6,480	8,080
10	Winnetka R.C.	8401 Winnetka Ave., Winnetka, CA 91306	Valley	3	33	9	24	\$ 720	\$ 4,320	5,040
11	Peck Park Community Center	560 North Western Ave., San Pedro, CA 90732	Pacific	15	21	2	19	\$ 160	\$ 3,420	3,580
12	North Weddington R.C.	10844 Acama St., Studio City, CA 91602	Valley	2	37	1	36	\$ 80	\$ 6,480	6,560
13	Studio City R.C.	12621 Rye St., Studio City, CA 91604	Valley	2	34	4	30	\$ 320	\$ 5,400	5,720
14	Westchester R.C.	7000 W. Manchester Ave., Los Angeles, CA 90045	Pacific	11	9	0	9	\$ -	\$ 1,620	1,620
15	Tarzana R.C.	5655 Vanalden Ave., Tarzana, CA 91356	Valley	3	27	3	24	\$ 240	\$ 4,320	4,560
16	Northridge R.C.	18300 Lemarsh St., Northridge, CA 91324	Valley	12	88	7	81	\$ 560	\$ 14,580	15,140
17	Robertson R.C.	1641 Preuss Rd., Los Angeles, CA 90035	Pacific	5	0	0	0	\$ -	\$ -	0
18	Chatsworth Park South	22360 Devonshire St., Chatsworth, CA 91311	Valley	12	4	3	1	\$ 240	\$ 180	420
19	Carlin G. Smith R.C.	511 West Ave 46, Los Angeles, CA 90065	Metro	1	2	2	0	\$ 160	\$ -	160
20	Mar Vista R.C.	11430 Woodbine Ave., Los Angeles, CA 90066	Valley	11	72	5	67	\$ 400	\$ 12,060	12,460
21	Eagle Rock R.C.	1100 Eagle Vista Dr., Los Angeles, CA 90041	Metro	14	33	9	24	\$ 720	\$ 4,320	5,040
22	Shadow Ranch R.C.	22633 Vanowen St, West Hills, CA 91307	Valley	12	11	11	0	\$ 880	\$ -	880
23	Pan Pacific Park R.C.	7600 Beverly Blvd., Los Angeles, CA 90036	Metro	4	41	12	29	\$ 960	\$ 5,220	6,180
24	Mason Park R.C.	10500 Mason Ave, Chatsworth, CA 91311	Valley	12	24	23	1	\$ 1,840	\$ 180	2,020
25	Balboa Sports Complex	17015 Burbank Blvd., Encino, CA 91316	Valley	6	47	19	28	\$ 1,520	\$ 5,040	6,560
26	Silver Lake R.C.	1850 West Silver Lake Dr., Los Angeles, CA 90026	Metro	13	18	8	10	\$ 640	\$ 1,800	2,440
27	Barrington R.C.	333 S. Barrington Ave., Los Angeles, CA 90049	Valley	11	28	3	25	\$ 240	\$ 4,500	4,740
28	Oakwood R.C.	767 California Ave, Venice, CA 90291	Valley	11	5	0	5	\$ -	\$ 900	900
29	Encino Community Center	4935 Balboa Blvd, Encino, CA 91316	Valley	5	13	13	0	\$ 1,040	\$ -	1,040
30	Palms R.C.	2950 Overland Ave., Los Angeles, CA 90064	Valley	5	1	1	0	\$ 80	\$ -	80
31	Bogdanovich R.C.	1920 Cumbre Drive, San Pedro, CA 90732	Pacific	15	23	0	23	\$ -	\$ 4,140	4,140
32	Penmar R.C.	1341 Lake St, Los Angeles, CA 90291	Valley	11	24	1	23	\$ 80	\$ 4,140	4,220
33	Rustic Canyon R.C.	601 Latimer Rd., Santa Monica, CA 90402	Valley	11	2	2	0	\$ 160	\$ -	160

Estimated Total Enrollment	Estimated Enrollment - Classes
3	1
189	96
49	32
144	21
56	30
215	54
189	41
100	8
260	76
136	46
54	5
81	3
151	34
85	0
89	11
187	27
0	0
10	8
12	12
180	22
93	19
41	41
141	37
144	50
191	59
119	25
102	16
28	4
29	29
30	4
90	0
92	10
5	5

**PROJECT PLAN
YOUTH SPORTS/FITNESS PROGRAM**



Attachment 3a: Detail Recreation Centers

DOCUMENT NO.: LA28-002
FISCAL YEAR: 2021/2022

RECREATION CENTERS - Non pre-qualified (with self certification)				Spring 2022 Estimated Enrollment Totals						
34	Palisades R.C.	851 Alma Real Dr., Pacific Palisades, CA 90272	Valley	11	30	12	18	\$ 960	\$ 3,240	4,200
35	Cheviot Hills R.C.	2551 Motor Ave., Los Angeles, CA 90064	Valley	5	21	21	0	\$ 1,680	\$ -	1,680
36	Crestwood Hills R.C.	1000 Hanley Ave., Los Angeles, CA 90049	Valley	11	0	0	0	\$ -	\$ -	0
Subtotal Recreation Centers - Non Pre-qualified (with self certification)					973	261	712	\$ 20,880	\$ 128,160	\$ 149,040
Total Recreation Centers					23,175	8,086	15,089	\$ 646,880	\$ 2,716,020	\$ 3,362,900

207	22
345	46
0	0
3847	894
52,098	19,385

PROJECT PLAN
YOUTH SPORTS/FITNESS PROGRAM



Attachment 3a: Detail Recreation Centers

DOCUMENT NO.: LA28-002
FISCAL YEAR: 2021/2022

RECREATION CENTERS - Non pre-qualified (with self certification)								
FY 2021/2022								
Estimated Enrollment Totals								
Facility	Address	Region	CD	Estimated Enrollment - Sports Leagues	Estimated \$ Classes \$80	Estimated \$ Sports Leagues \$ 180	Estimated Total Classes + Sports Leagues	
1	Culver Slauson R.C.	5072 S. Slauson Ave., Culver City, CA 90230	Pacific	11	2	\$ 80	\$ 360	440
2	Westwood R.C.	1350 S. Sepulveda Blvd, Los Angeles, CA 90025	Valley	5	93	\$ 7,680	\$ 16,740	24,420
3	Poinsettia R.C.	7341 Willoughby Ave, Los Angeles, CA 90046	Metro	5	17	\$ 2,560	\$ 3,060	5,620
4	Yosemite R.C.	1840 Yosemite Dr., Los Angeles, CA 90041	Metro	14	123	\$ 1,680	\$ 22,140	23,820
5	Stoner R.C.	1835 Stoner Ave., Los Angeles, CA 90025	Valley	Detail	26	\$ 2,400	\$ 4,680	7,080
6	Granada Hills R.C.	16730 Chatsworth St., Granada Hills, CA 91344	Valley	12	161	\$ 4,320	\$ 28,980	33,300
7	Van Nuys Sherman Oaks R.C.	14201 Huston St., Sherman Oaks, CA 91423	Valley	2	148	\$ 3,280	\$ 26,640	29,920
8	Branford R.C.	13306 Branford St., Arleta, CA 91331	Valley	6	92	\$ 640	\$ 16,560	17,200
9	Woodland Hills R.C.	5858 Shoup Ave., Woodland Hills, CA 91367	Valley	3	184	\$ 6,080	\$ 33,120	39,200
10	Winnetka R.C.	8401 Winnetka Ave., Winnetka, CA 91306	Valley	3	90	\$ 3,680	\$ 16,200	19,880
11	Peck Park Community Center	560 North Western Ave., San Pedro, CA 90732	Pacific	15	49	\$ 400	\$ 8,820	9,220
12	North Weddington R.C.	10844 Acama St., Studio City, CA 91602	Valley	2	78	\$ 240	\$ 14,040	14,280
13	Studio City R.C.	12621 Rye St., Studio City, CA 91604	Valley	2	117	\$ 2,720	\$ 21,060	23,780
14	Westchester R.C.	7000 W. Manchester Ave., Los Angeles, CA 90045	Pacific	11	85	\$ -	\$ 15,300	15,300
15	Tarzana R.C.	5655 Vanalden Ave., Tarzana, CA 91356	Valley	3	78	\$ 880	\$ 14,040	14,920
16	Northridge R.C.	18300 Lemarsh St., Northridge, CA 91324	Valley	12	160	\$ 2,160	\$ 28,800	30,960
17	Robertson R.C.	1641 Preuss Rd., Los Angeles, CA 90035	Pacific	5	0	\$ -	\$ -	0
18	Chatsworth Park South	22360 Devonshire St., Chatsworth, CA 91311	Valley	12	2	\$ 640	\$ 360	1,000
19	Carlin G. Smith R.C.	511 West Ave 46, Los Angeles, CA 90065	Metro	1	0	\$ 960	\$ -	960
20	Mar Vista R.C.	11430 Woodbine Ave., Los Angeles, CA 90066	Valley	11	158	\$ 1,760	\$ 28,440	30,200
21	Eagle Rock R.C.	1100 Eagle Vista Dr., Los Angeles, CA 90041	Metro	14	74	\$ 1,520	\$ 13,320	14,840
22	Shadow Ranch R.C.	22633 Vanowen St, West Hills, CA 91307	Valley	12	0	\$ 3,280	\$ -	3,280
23	Pan Pacific Park R.C.	7600 Beverly Blvd., Los Angeles, CA 90036	Metro	4	104	\$ 2,960	\$ 18,720	21,680
24	Mason Park R.C.	10500 Mason Ave, Chatsworth, CA 91311	Valley	12	94	\$ 4,000	\$ 16,920	20,920
25	Balboa Sports Complex	17015 Burbank Blvd., Encino, CA 91316	Valley	6	132	\$ 4,720	\$ 23,760	28,480
26	Silver Lake R.C.	1850 West Silver Lake Dr., Los Angeles, CA 90026	Metro	13	94	\$ 2,000	\$ 16,920	18,920
27	Barrington R.C.	333 S. Barrington Ave., Los Angeles, CA 90049	Valley	11	86	\$ 1,280	\$ 15,480	16,760
28	Oakwood R.C.	767 California Ave, Venice, CA 90291	Valley	11	24	\$ 320	\$ 4,320	4,640
29	Encino Community Center	4935 Balboa Blvd, Encino, CA 91316	Valley	5	0	\$ 2,320	\$ -	2,320
30	Palms R.C.	2950 Overland Ave., Los Angeles, CA 90064	Valley	5	26	\$ 320	\$ 4,680	5,000
31	Bogdanovich R.C.	1920 Cumbre Drive, San Pedro, CA 90732	Pacific	15	90	\$ -	\$ 16,200	16,200
32	Penmar R.C.	1341 Lake St, Los Angeles, CA 90291	Valley	11	82	\$ 800	\$ 14,760	15,560
33	Rustic Canyon R.C.	601 Latimer Rd., Santa Monica, CA 90402	Valley	11	0	\$ 400	\$ -	400

PROJECT PLAN

YOUTH SPORTS/FITNESS PROGRAM



Attachment 3a: Detail Recreation Centers

DOCUMENT NO.: LA28-002
FISCAL YEAR: 2021/2022

FY 2021/2022								
RECREATION CENTERS - Non pre-qualified (with self certification)				Estimated Enrollment Totals				
34	Palisades R.C.	851 Alma Real Dr., Pacific Palisades, CA 90272	Valley	11	185	\$ 1,760	\$ 33,300	35,060
35	Cheviot Hills R.C.	2551 Motor Ave., Los Angeles, CA 90064	Valley	5	299	\$ 3,680	\$ 53,820	57,500
36	Crestwood Hills R.C.	1000 Hanley Ave., Los Angeles, CA 90049	Valley	11	0	\$ -	\$ -	0
Subtotal Recreation Centers - Non Pre-qualified (with self certification)					2953	\$ 71,520	\$ 531,540	\$ 603,060
Total Recreation Centers					32,713	\$ 1,550,800	\$ 5,888,340	\$ 7,439,140

**PROJECT PLAN
YOUTH SPORT PARTNERSHIP**



Attachment 3b: Rec Centers Activity

DOCUMENT NO.:
FISCAL YEAR:

LA28-002
2021/2022

RECREATION CENTERS - Pre Qualified	CLASSES																LEAGUES								Grand Total					
	CLASSES																LEAGUES													
	Badminton	Boxing	Cheer	Dance	Dodgeball	Fitness/Exercise	Soft	Gymnastics	Kickball	Martial Arts	Tennis	Track & Field	Tutoring	Baseball	Basketball	Flag Football	Soccer/Futsal	Softball	Volleyball	Total Classes	Baseball	Basketball	Flag Football	Roller Hockey		Soccer/Futsal	Softball	Volleyball	Total Leagues	
1 Hoover R.C.	-	-	-	105	-	-	-	-	164	-	-	269	-	-	-	-	-	-	269	-	-	-	-	-	-	92	-	4	96	365
2 Expo Center/Roy Anderson R.C.	-	-	-	25	-	23	-	42	-	132	-	19	241	-	90	5	-	-	336	31	411	59	-	1,115	-	152	1,768	2,104		
3 Macarthur Park R.C.	-	-	-	28	-	-	-	-	-	-	-	-	28	-	17	-	38	-	83	-	-	-	-	-	7	-	-	7	90	
4 Toberman R.C.	-	-	41	-	-	3	-	4	-	-	-	-	48	18	37	6	2	6	117	26	66	6	-	-	-	18	6	122	239	
5 Algin Sutton R.C.	-	-	11	9	-	4	-	-	-	-	-	-	24	-	6	-	3	-	33	84	81	-	-	127	26	-	318	351		
6 109th Street R.C.	-	-	30	16	-	16	-	14	-	2	8	-	86	-	-	-	27	-	120	35	43	-	-	78	12	-	168	288		
7 South Park R.C.	-	-	1	-	-	-	-	-	-	-	-	-	1	-	-	-	427	-	428	18	-	-	-	-	-	-	-	18	446	
8 Alpine R.C.	-	-	-	323	4	-	-	-	-	21	20	-	368	-	92	-	-	-	460	-	260	-	-	-	-	-	62	322	782	
9 Hollenbeck Park R.C.	-	-	-	155	-	2	-	131	-	60	-	-	348	-	-	-	-	-	348	-	-	-	-	-	-	-	-	-	348	
10 Slauson R.C.	-	-	-	-	-	-	-	-	-	-	-	-	-	-	-	32	-	-	32	13	37	8	-	74	24	-	-	156	188	
11 Gilbert Lindsay R.C.	-	-	-	-	-	1	-	-	-	-	-	-	1	-	-	-	-	-	1	-	-	-	-	-	-	-	-	-	1	
12 Lafayette MultiPurpose Community Center	-	-	-	121	-	5	-	-	15	-	-	-	141	-	5	-	-	29	175	-	22	-	-	25	-	19	66	241		
13 Hazard Park R.C.	-	-	-	-	-	-	-	-	-	-	-	-	-	-	2	-	-	-	2	126	109	-	-	29	60	2	326	328		
14 Trinity R.C.	4	-	-	40	-	7	-	5	-	2	-	-	58	-	18	-	-	-	76	5	26	-	-	40	-	-	71	147		
15 Mount Carmel R.C.	-	18	60	68	-	-	-	-	-	81	-	-	227	-	8	-	27	-	262	-	38	-	-	25	-	1	64	326		
16 Lincoln Heights R.C.	-	-	-	-	-	-	-	-	-	-	-	-	-	2	-	-	-	-	2	7	94	-	-	110	-	27	238	240		
17 Central R.C.	-	-	14	4	-	11	-	-	6	-	4	-	39	-	31	5	6	1	82	48	54	7	-	132	36	-	277	359		
18 Downey R.C.	-	-	-	9	-	3	-	26	-	-	-	-	38	-	1	-	47	-	86	70	90	-	-	64	11	56	291	377		
19 Van Ness R.C.	-	-	9	54	-	23	-	-	19	13	-	-	118	-	76	1	13	11	222	140	109	59	-	-	8	-	316	538		
20 State Street R.C.	-	-	8	1	-	1	-	283	1	61	1	-	356	-	-	-	-	-	356	60	172	9	-	132	45	60	478	834		
21 Evergreen R.C.	-	-	-	30	-	-	-	4	-	-	-	-	34	-	5	-	36	12	87	260	323	-	-	13	71	25	692	779		
22 Wilmington R.C.	-	-	20	-	-	-	-	-	-	-	-	-	20	-	-	5	-	-	26	83	60	2	-	17	60	46	268	294		
23 Lincoln Park R.C.	-	4	-	57	-	1	-	138	-	-	-	-	200	-	-	-	-	-	200	155	51	1	-	46	-	-	253	453		
24 Green Meadows R.C.	-	-	-	-	-	-	-	-	-	-	-	-	-	-	-	-	-	-	17	34	6	-	-	14	17	2	90	90		
25 Seoul International Park	-	-	-	-	-	-	-	-	-	-	-	-	-	24	47	-	41	19	131	59	136	-	-	316	37	12	560	691		
26 Wabash R.C.	-	-	-	-	-	-	-	5	-	-	-	-	5	-	-	-	-	-	5	70	154	-	-	107	40	7	378	383		
27 Normandie R.C.	-	-	-	-	-	-	-	-	-	-	-	-	-	-	-	-	-	-	229	142	-	-	-	2	-	11	384	384		
28 Lemon Grove R.C.	-	-	-	50	-	18	-	12	-	238	-	-	318	-	-	-	-	-	318	80	27	-	-	-	25	-	132	450		
29 Loren Miller R.C.	-	8	15	-	-	-	-	4	-	-	19	-	46	-	-	-	94	-	140	-	-	-	-	131	-	-	131	271		
30 Sepulveda R.C.	-	-	-	1	-	-	-	2	-	96	-	-	99	-	12	-	1	27	134	84	17	-	-	-	15	26	142	276		
31 Costello R.C.	-	-	20	92	-	1	-	25	-	53	-	-	191	3	12	3	18	-	6	233	109	58	11	-	36	21	27	262	495	
32 Jackie Tatum Harvard R.C.	-	-	22	47	-	-	-	-	-	-	-	-	69	17	55	-	-	46	13	200	123	121	-	-	144	1	34	423	623	
33 Van Nuys R.C.	-	-	-	55	-	5	-	-	-	-	-	-	60	3	156	51	716	-	21	1,007	3	51	-	-	421	-	1	476	1,483	
34 Denker R.C.	-	-	12	22	-	-	-	18	-	-	-	-	34	8	14	-	18	-	23	97	66	96	-	-	67	14	25	268	365	
35 South Seas House	-	-	-	41	-	-	-	-	-	-	-	-	41	-	-	-	2	-	45	-	-	-	-	-	-	-	-	-	45	
36 Pecan R.C.	-	-	-	-	-	-	-	-	1	-	-	-	1	-	-	-	-	-	1	154	181	-	-	157	64	79	635	636		
37 North Hills Community Park	-	-	-	-	-	-	-	-	-	-	-	-	-	-	-	-	-	-	-	-	-	-	-	165	-	-	165	165		
38 Ross Snyder R.C.	-	-	-	-	-	-	-	-	-	-	-	-	-	-	-	-	-	-	-	123	94	34	-	-	13	7	271	271		
39 Lincoln Heights Youth Center	-	81	-	-	-	16	-	64	-	211	-	-	372	-	-	-	-	-	372	-	-	-	63	-	-	-	63	435		
40 Fred Roberts R.C.	-	-	4	14	-	-	-	-	-	79	-	-	97	-	-	-	59	-	57	213	5	18	1	-	22	-	1	47	260	
41 E. Wilmington Greenbelt Community Center	-	-	-	-	-	7	-	-	-	-	-	-	7	-	-	-	-	-	13	-	-	-	-	-	-	-	-	-	13	
42 Martin Luther King, Jr. R.C.	-	-	-	139	-	-	-	-	-	-	-	-	139	-	-	-	-	-	161	34	17	14	-	-	84	8	-	157	318	
43 Lake Street Park	-	-	-	39	11	20	-	29	-	123	-	-	222	-	46	-	-	-	268	-	258	-	-	-	-	34	292	560		
44 Shatto R.C.	-	-	-	203	-	-	-	-	-	-	151	-	354	17	98	-	225	-	52	746	44	141	16	-	180	-	30	411	1,157	
45 Boyle Heights Sports Center	-	-	-	-	-	-	-	-	-	-	-	-	-	11	-	-	-	-	11	66	18	34	-	-	128	9	-	255	266	
46 Andres and Maria Cardenas R.C.	-	-	-	117	-	3	-	40	-	53	-	-	213	-	-	-	-	-	213	-	-	-	-	-	-	-	-	-	213	
47 David M. Gonzales/Pacoima R.C.	-	232	90	57	-	1	-	61	-	14	-	-	455	-	-	14	-	-	469	53	178	2	-	156	59	55	503	972		
48 Ramon Garcia R.C.	-	-	-	17	-	9	-	-	-	-	-	-	26	1	-	-	-	-	27	123	170	24	-	-	84	49	13	463	490	
49 Yucca Park Community Center	-	-	-	318	-	7	-	26	-	56	-	-	407	1	-	-	11	-	5	423	-	2	-	-	28	-	17	47	470	
50 Sun Valley R.C.	-	96	-	310	-	68	-	123	-	298	-	-	895	-	-	-	135	-	1,030	119	50	100	-	612	33	-	914	1,944		
51 Hollywood R.C.	-	-	-	6	-	-	-	-	-	-	-	-	6	19	4	12	29	-	70	30	7	15	-	28	-	-	80	150		
52 Vineyard R.C.	-	-	-	-	-	-	-	-	-	-	-	-	-	-	-	-	-	-	2	2	-	14	-	-	-	4	18	20		
53 Rancho Cienega Sports Complex	-	-	-	-	-	-	-	-	-	-	-	-	-	4	-	-	-	-	4	46	92	-	-	-	-	-	-	138	142	
54 Highland Park R.C.	-	-	-	-	-	-	-	-	60	-	-	-	60	-	-	-	21	-	81	153	160	-	-	80	48	43	484	565		
55 Victory-Vimeland R.C.	-	-	-	48	-	-	-	40	-	39	16	-	143	-	-	-	-	-	143	-	747	-	-	7	-	-	754	897		
56 Cypress Park R.C.	-	-	85	18	-	4	-	-	-	-	-	-	107	26	39	-	-	-	172	121	86	-	-	56	41	-	304	476		
57 Hubert Humphrey R.C.	-	-	62	66	9	2	-	47	-	59	-	-	245	4	13	-	20	44	340	115	141	25	-	448	75	154	958	1,298		
58 Bellevue R.C.	-	-	-	37	30	82	-	-	-	-	-	-	149	1	10	82	-	-	160	129	155	-	-	112	38	1	435	595		
59 Rose Hill R.C.	-	-	-	2	-	-	-	-	-	-	-	-	2	6	11	-	-	-	98	92	41	-	-	93	28	-	254	352		
60 Rio de Los Angeles State Park	-	-	5	72	-	11	-	175	-	-	25	-	288	4	-	-	-	-	405	58	-	-	-	4	127	-	189	594		

**PROJECT PLAN
YOUTH SPORT PARTNERSHIP**



Attachment 3b: Rec Centers Activity

DOCUMENT NO.:
FISCAL YEAR:

LA28-002
2021/2022

	RECREATION CENTERS - Pre Qualified	CLASSES																	LEAGUES								Grand Total			
		CLASSES											CLINICS						Total Classes	LEAGUES										
		Badminton	Boxing	Cheer	Dance	Dodgeball	Fitness/Exercise	Golf	Gymnastics	Kickball	Martial Arts	Tennis	Track & Field	Puntball	Baseball	Basketball	Flag Football	Soccer/Futsal		Softball	Volleyball	Baseball	Basketball	Flag Football	Roller Hockey	Soccer/Futsal		Softball	Volleyball	Total Leagues
61	Queen Anne R.C.	-	-	-	-	-	-	-	-	-	-	123	-	123	8	50	-	-	-	24	205	125	302	-	-	93	106	-	626	831
62	Banning R.C.	-	-	91	-	-	48	-	-	-	32	27	14	212	-	32	-	-	9	-	253	57	61	-	-	46	16	1	181	434
63	Echo Park R.C.	-	-	40	220	-	1	-	545	-	210	31	-	1,047	-	9	-	-	-	1,056	191	213	75	-	167	17	-	663	1,719	
64	Glassell Park R.C.	-	-	-	9	-	-	-	3	-	-	-	-	12	-	11	-	-	43	-	66	92	90	38	-	49	-	6	275	341
65	Stonehurst R.C.	-	-	-	25	-	5	-	-	-	6	-	-	36	-	156	-	-	9	16	217	-	25	-	-	-	1	3	29	246
66	Sylmar Park R.C.	-	-	-	43	-	-	-	-	-	33	4	-	80	-	-	-	-	-	-	80	92	765	-	-	434	295	91	1,677	1,757
67	El Sereno R.C.	-	-	-	-	-	1	-	-	-	29	-	-	30	-	-	-	-	-	30	248	307	57	-	99	92	54	857	887	
68	Rosecrans R.C.	-	-	-	-	-	-	-	-	-	-	-	-	-	130	24	-	-	-	154	215	143	-	-	-	23	-	381	535	
69	Chevy Chase R.C.	-	-	-	-	-	-	-	17	-	-	2	-	19	9	5	-	16	5	3	57	17	97	-	-	17	5	-	136	193
70	Normandale R.C.	-	-	-	-	-	-	-	-	-	-	-	-	-	-	-	-	-	-	-	31	41	8	-	32	16	44	172	172	
71	Valley Plaza	-	-	-	-	1	-	35	-	83	-	-	119	-	-	-	-	-	12	131	58	158	92	-	-	24	57	389	520	
72	Reseda R.C.	-	-	-	31	-	3	-	18	-	47	39	-	138	7	48	10	85	-	288	193	-	-	-	75	105	-	373	661	
73	Baldwin Hills R.C.	-	-	-	13	-	13	-	-	-	-	-	-	26	15	41	-	-	47	-	129	390	398	42	-	-	184	-	1,014	1,143
74	Leland R.C.	-	-	-	-	-	-	-	-	-	-	-	-	-	-	-	-	-	-	-	8	-	-	-	-	44	-	52	52	
75	Fernangeles R.C.	-	-	78	286	-	5	-	80	-	149	-	30	628	33	134	24	126	37	-	982	134	334	-	-	228	106	16	818	1,800
76	Harbor City R.C.	-	-	-	-	-	-	-	-	-	-	-	-	-	-	31	-	-	-	4	35	94	115	10	-	-	9	14	242	277
77	St. Andrews R.C.	-	-	3	91	-	36	45	-	-	91	5	-	271	-	32	-	-	9	312	106	218	53	-	-	60	9	446	758	
78	Delano R.C.	-	56	49	121	-	-	-	107	-	87	-	-	420	16	6	-	-	2	444	34	46	12	-	236	15	44	387	831	
79	North Hollywood R.C.	-	-	-	9	-	-	-	-	-	217	3	-	229	2	30	-	-	1	-	262	41	136	-	-	73	14	46	310	572
80	Montecito Heights R.C.	-	-	45	96	-	70	-	10	2	-	-	-	223	-	-	-	-	-	223	195	168	39	-	50	29	4	485	708	
81	Lanark R.C.	-	22	-	84	-	1	-	30	-	82	56	-	275	52	49	-	45	-	421	77	152	4	-	459	2	83	777	1,198	
82	Lakeview Terrace R.C.	-	-	1	94	-	1	-	79	-	91	-	-	266	-	32	-	18	-	30	346	-	149	-	-	8	-	74	231	577
83	Ritchie Valens R.C.	-	-	51	182	-	10	-	25	-	55	2	-	325	-	60	8	-	-	393	130	424	-	-	399	141	72	1,166	1,559	
84	Panorama City R.C.	-	-	-	-	-	-	-	-	-	251	-	-	251	-	-	-	-	-	251	66	96	-	-	-	16	-	178	429	
85	Jim Gilliam R.C.	-	-	-	9	-	-	-	-	-	-	-	-	9	-	12	-	-	-	-	21	23	37	-	-	8	10	-	78	99
86	Sunland R.C.	-	-	70	44	-	34	-	137	-	170	2	-	457	-	27	5	28	-	7	524	-	52	104	-	17	11	5	189	713
87	Elysian Valley R.C.	-	-	-	-	-	-	-	76	-	-	-	-	76	-	-	-	-	-	76	73	47	-	-	44	19	47	230	306	
Grand Total		4	518	936	4,173	70	567	45	2,462	9	3,570	551	63	12,968	438	1,684	135	2,585	330	351	18,491	6,156	10,026	967	63	8,342	2,493	1,713	29,760	48,251

**PROJECT PLAN
YOUTH SPORT PARTNERSHIP**



Attachment 4a: Detail Aquatics

DOCUMENT NO.: LA28-002
FISCAL YEAR: 2021/2022

AQUATICS - Pre-qualified				Summer 2018 (6/1/18 - 8/31/18) Actual Enrollment (Baseline) Totals				Fall 2018 (9/1/18 - 12/31/18) Actual Enrollment (Baseline) Totals			
Facility	Address	Region	CD	Actual Enrollment (Baseline) - Swim Lessons	Actual Enrollment (Baseline) Swim Team	Actual Enrollment (Baseline) Dive, Synchro, Water Polo Teams	Actual (Baseline) Total Enrollment	Actual Enrollment (Baseline) - Swim Lessons	Actual Enrollment (Baseline) Swim Team	Actual Enrollment (Baseline) Dive, Synchro, Water Polo Teams	Actual (Baseline) Total Enrollment
1	John C. Argue Swim Stadium 3980 Bill Robertson Lane, Los Angeles, CA 90037	Expo	9	2122	111	69	2,302	311	75	27	413
2	Algin Sutton Pool 8800 S. Hoover St., Los Angeles, CA 90044	Pacific	8	0			0				0
3	109th Pool 1500 E. 109th St., Los Angeles, CA 90059	Pacific	15	377	2	1	380				0
4	South Park Pool 345 East 51st St., Los Angeles, CA 90011	Pacific	9	414			414				0
5	Fremont Pool 7630 Towne Ave., Los Angeles, CA 90003	Pacific	9	640	35	28	703	205		3	208
6	Roosevelt Pool 456 S. Mathews St., Los Angeles, CA 90033	Metro	14	602	17	15	634	33	11		44
7	Central Pool 1357 East 22nd St., Los Angeles, CA 90011	Pacific	9	724	7	3	734				0
8	Van Ness Pool 5720 2nd Avenue, Los Angeles, CA 90043	Pacific	2	0			0				0
9	Downey Pool 1775 N. Spring St., Los Angeles, CA 90031	Metro	1	723			723				0
10	Lincoln Pool 3501 Valley Blvd, Los Angeles, CA 90031	Metro	1	0			0				0
11	Green Meadows Pool 431 E. 89th St., Los Angeles, CA 90003	Pacific	9	410			410				0
12	Sepulveda Pool 8737 Kester Ave., Panorama City, CA 91402	Valley	6	1024			1,024				0
13	Costello Pool 3121 E. Olympic Blvd., Los Angeles, CA 90023	Metro	14	597			597				0
14	Jackie Tatum/Harvard Pool 6120 Denker St., Los Angeles, CA 90047	Pacific	8	731			731				0
15	Ross Snyder Pool 1501 East 41st St., Los Angeles, CA 90011	Pacific	9	637			637				0
16	Pecan Pool 120 S. Gless St., Los Angeles, CA 90033	Metro	14	331			331				0
17	Sun Valley Pool 8123 Vineland Ave., Sun Valley, CA 91352	Valley	6	813			813				0
18	Echo Deep Pool 1419 Colton St., Los Angeles, CA 90026	Metro	1	1079	58	70	1,207	221	36	4	261
19	Hollywood Pool 1122 Cole Ave., Los Angeles, CA 90038	Pacific	13	812			812				0
20	Celes King III Pool 5001 Rodeo Rd, Los Angeles, CA 90016	Pacific	10	707			707	29			29
21	Highland Pool 6150 N. Piedmont Avenue, Los Angeles, CA 90042	Metro	1	687			687				0
22	EG Roberts Pool 4526 W. Pico Blvd., Los Angeles, CA 90019	Pacific	10	1263	137	119	1,519	182			182
23	Hubert Humphrey Pool 12560 Filmore St., Pacoima, CA 91331	Valley	7	767	69	50	886	120	56		176
24	Harbor Pool 1221 N. Figueroa Pl., Wilmington, CA 90744	Pacific	15	822			822				0
25	Sylmar Pool 13109 Borden Ave, Los Angeles, CA 91342	Valley	7	926			926				0

**PROJECT PLAN
YOUTH SPORT PARTNERSHIP**



Attachment 4a: Detail Aquatics

DOCUMENT NO.: LA28-002
FISCAL YEAR: 2021/2022

AQUATICS - Pre-qualified				Summer 2018 (6/1/18 - 8/31/18) Actual Enrollment (Baseline) Totals				Fall 2018 (9/1/18 - 12/31/18) Actual Enrollment (Baseline) Totals				
26	Richard Alatorre Pool	4721 Klamath St., Los Angeles, CA 90032	Metro	14	928	88	64	1,080	82	43	8	133
27	Valley Plaza Pool	6715 Laurelgrove Ave., North Hollywood, CA 91606	Valley	2	802			802				0
28	Glassell Pool	3704 Verdugo Rd., Los Angeles, CA 90065	Metro	1	563	49	44	656	62	33		95
29	Reseda Pool	18411 Victory Blvd, Reseda, CA 91335	Valley	3	962			962				0
30	Banning Pool	1450 N. Avalon Blvd., Wilmington, CA 90744	Pacific	15	605	38	65	708	75	37	14	126
31	Fernangeles Pool	8851 Laurel Canyon Blvd, Sun Valley, CA 91352	Valley	6	925			925				0
32	North Hollywood Pool	5301 Tujunga Ave., North Hollywood, CA 91601	Valley	2	590			590				0
33	Cleveland Pool	8120 Vanalden Ave., Reseda, CA 91335	Valley	3	965	137	119	1,221	357	122	20	499
34	Hey Rookie Pool	3601 S. Gaffey St., San Pedro, CA 90731	Pacific	15	653	32	23	708	61	29		90
35	Lanark Pool	21817 Strathern St., Canoga Park, CA 91304	Valley	3	826			826				0
36	Ritchie Valens Pool	10731 Laurel Canyon Blvd., Pacoima, CA 91331	Valley	7	838			838				0
37	Verdugo Hills Pool	10654 Irma Ave., Tujunga, CA 91042	Valley	7	381			381				0
38	LACES Pool	5931 W. 18th St., Los Angeles, CA 90035	Pacific	10	949	70	85	1,104	151	63	17	231
Subtotal Aquatics - Pre-qualified					27195	850	755	28800	1889	505	93	2487

**PROJECT PLAN
YOUTH SPORT PARTNERSHIP**



Attachment 4a: Detail Aquatics

DOCUMENT NO.: LA28-002
FISCAL YEAR: 2021/2022

AQUATICS - Pre-qualified				Winter 2019 (1/1/19 - 3/31/19) Actual Enrollment (Baseline) Totals				Spring 2019 (4/1/19 - 5/31/19) Actual Enrollment (Baseline) Totals			
Facility	Address	Region	CD	Actual Enrollment (Baseline) - Swim Lessons	Actual Enrollment (Baseline) Swim Team	Actual Enrollment (Baseline) Dive, Synchro, Water Polo Teams	Actual (Baseline) Total Enrollment	Actual Enrollment (Baseline) - Swim Lessons	Actual Enrollment (Baseline) Swim Team	Actual Enrollment (Baseline) Dive, Synchro, Water Polo Teams	Actual (Baseline) Total Enrollment
1	John C. Argue Swim Stadium	3980 Bill Robertson Lane, Los Angeles, CA 90037	Expo	9	167	49	30	246	144		144
2	Algin Sutton Pool	8800 S. Hoover St., Los Angeles, CA 90044	Pacific	8				0			0
3	109th Pool	1500 E. 109th St., Los Angeles, CA 90059	Pacific	15				0			0
4	South Park Pool	345 East 51st St., Los Angeles, CA 90011	Pacific	9				0			0
5	Fremont Pool	7630 Towne Ave., Los Angeles, CA 90003	Pacific	9	65		8	73	85		85
6	Roosevelt Pool	456 S. Mathews St., Los Angeles, CA 90033	Metro	14	7		6	13	10		10
7	Central Pool	1357 East 22nd St., Los Angeles, CA 90011	Pacific	9				0			0
8	Van Ness Pool	5720 2nd Avenue, Los Angeles, CA 90043	Pacific	2				0			0
9	Downey Pool	1775 N. Spring St., Los Angeles, CA 90031	Metro	1				0			0
10	Lincoln Pool	3501 Valley Blvd, Los Angeles, CA 90031	Metro	1				0			0
11	Green Meadows Pool	431 E. 89th St., Los Angeles, CA 90003	Pacific	9				0			0
12	Sepulveda Pool	8737 Kester Ave., Panorama City, CA 91402	Valley	6				0			0
13	Costello Pool	3121 E. Olympic Blvd., Los Angeles, CA 90023	Metro	14				0			0
14	Jackie Tatum/Harvard Pool	6120 Denker St., Los Angeles, CA 90047	Pacific	8				0			0
15	Ross Snyder Pool	1501 East 41st St., Los Angeles, CA 90011	Pacific	9				0			0
16	Pecan Pool	120 S. Gless St., Los Angeles, CA 90033	Metro	14				0			0
17	Sun Valley Pool	8123 Vineland Ave., Sun Valley, CA 91352	Valley	6				0			0
18	Echo Deep Pool	1419 Colton St., Los Angeles, CA 90026	Metro	1	111		39	150	123		123
19	Hollywood Pool	1122 Cole Ave., Los Angeles, CA 90038	Pacific	13				0			0
20	Celes King III Pool	5001 Rodeo Rd, Los Angeles, CA 90016	Pacific	10	96		43	139	74		74
21	Highland Pool	6150 N. Piedmont Avenue, Los Angeles, CA 90042	Metro	1				0			0
22	EG Roberts Pool	4526 W. Pico Blvd., Los Angeles, CA 90019	Pacific	10	200		39	239	145		145
23	Hubert Humphrey Pool	12560 Filmore St., Pacoima, CA 91331	Valley	7	6		20	26	71		71
24	Harbor Pool	1221 N. Figueroa Pl., Wilmington, CA 90744	Pacific	15				0			0
25	Sylmar Pool	13109 Borden Ave, Los Angeles, CA 91342	Valley	7				0			0

**PROJECT PLAN
YOUTH SPORT PARTNERSHIP**



Attachment 4a: Detail Aquatics

DOCUMENT NO.: LA28-002
FISCAL YEAR: 2021/2022

AQUATICS - Pre-qualified				Winter 2019 (1/1/19 - 3/31/19) Actual Enrollment (Baseline) Totals				Spring 2019 (4/1/19 - 5/31/19) Actual Enrollment (Baseline) Totals				
26	Richard Alatorre Pool	4721 Klamath St., Los Angeles, CA 90032	Metro	14	55		28	83	102			102
27	Valley Plaza Pool	6715 Laurelgrove Ave., North Hollywood, CA 91606	Valley	2				0				0
28	Glassell Pool	3704 Verdugo Rd., Los Angeles, CA 90065	Metro	1	13		12	25	39			39
29	Reseda Pool	18411 Victory Blvd, Reseda, CA 91335	Valley	3				0				0
30	Banning Pool	1450 N. Avalon Blvd., Wilmington, CA 90744	Pacific	15	22		37	59	17			17
31	Fernangeles Pool	8851 Laurel Canyon Blvd, Sun Valley, CA 91352	Valley	6				0				0
32	North Hollywood Pool	5301 Tujunga Ave., North Hollywood, CA 91601	Valley	2				0				0
33	Cleveland Pool	8120 Vanalden Ave., Reseda, CA 91335	Valley	3	85		86	171	206			206
34	Hey Rookie Pool	3601 S. Gaffey St., San Pedro, CA 90731	Pacific	15	24		40	64	25			25
35	Lanark Pool	21817 Strathern St., Canoga Park, CA 91304	Valley	3				0				0
36	Ritchie Valens Pool	10731 Laurel Canyon Blvd., Pacoima, CA 91331	Valley	7				0				0
37	Verdugo Hills Pool	10654 Irma Ave., Tujunga, CA 91042	Valley	7				0				0
38	LACES Pool	5931 W. 18th St., Los Angeles, CA 90035	Pacific	10	83		54	137	116			116
Subtotal Aquatics - Pre-qualified					934	49	442	1425	1157	0	0	1157

**PROJECT PLAN
YOUTH SPORT PARTNERSHIP**



Attachment 4a: Detail Aquatics

DOCUMENT NO.: LA28-002
FISCAL YEAR: 2021/2022

AQUATICS - Pre-qualified				FY 2018/2019 (6/1/18 - 5/31/19) Actual Enrollment (Baseline) Totals				
26	Richard Alatorre Pool	4721 Klamath St., Los Angeles, CA 90032	Metro	14	1167	131	100	1,398
27	Valley Plaza Pool	6715 Laurelgrove Ave., North Hollywood, CA 91606	Valley	2	802	0	0	802
28	Glassell Pool	3704 Verdugo Rd., Los Angeles, CA 90065	Metro	1	677	82	56	815
29	Reseda Pool	18411 Victory Blvd, Reseda, CA 91335	Valley	3	962	0	0	962
30	Banning Pool	1450 N. Avalon Blvd., Wilmington, CA 90744	Pacific	15	719	75	116	910
31	Fernangeles Pool	8851 Laurel Canyon Blvd, Sun Valley, CA 91352	Valley	6	925	0	0	925
32	North Hollywood Pool	5301 Tujunga Ave., North Hollywood, CA 91601	Valley	2	590	0	0	590
33	Cleveland Pool	8120 Vanalden Ave., Reseda, CA 91335	Valley	3	1613	259	225	2,097
34	Hey Rookie Pool	3601 S. Gaffey St., San Pedro, CA 90731	Pacific	15	763	61	63	887
35	Lanark Pool	21817 Strathern St., Canoga Park, CA 91304	Valley	3	826	0	0	826
36	Ritchie Valens Pool	10731 Laurel Canyon Blvd., Pacoima, CA 91331	Valley	7	838	0	0	838
37	Verdugo Hills Pool	10654 Irma Ave., Tujunga, CA 91042	Valley	7	381	0	0	381
38	LACES Pool	5931 W. 18th St., Los Angeles, CA 90035	Pacific	10	1299	133	156	1,588
Subtotal Aquatics - Pre-qualified					31175	1404	1290	33869

Summer 2021:		
680	620	20
830	800	20
820	770	20
810	770	20
680	620	20
830	800	20
710	680	20
680	620	20
700	650	20
810	770	20
830	800	20
830	800	20
680	620	20
29140	27520	760

**PROJECT PLAN
YOUTH SPORT PARTNERSHIP**



Attachment 4a: Detail Aquatics

DOCUMENT NO.: LA28-002
FISCAL YEAR: 2021/2022

AQUATICS - Pre-qualified				Lessons (6/21/21 - 8/27/21); Teams (6/21/21 - 8/27/21) Estimated Enrollment Totals				
Facility	Address	Region	CD	Estimated Enrollment - Dive, Synchro, Water Polo Teams	Estimated \$ Swim Lessons	Estimated \$ Swim Team	Estimated \$ - Dive, Synchro, Water Polo Teams	Estimated Total Swim Lessons + Sports Teams
					\$70	\$ 225	\$ 185	
1 John C. Argue Swim Stadium	3980 Bill Robertson Lane, Los Angeles, CA 90037	Expo	9	40	\$ 51,800	\$ 4,500	\$ 7,400	\$ 63,700
2 Algin Sutton Pool	8800 S. Hoover St., Los Angeles, CA 90044	Pacific	8	40	\$ 51,800	\$ 4,500	\$ 7,400	\$ 63,700
3 109th Pool	1500 E. 109th St., Los Angeles, CA 90059	Pacific	15	20	\$ 45,500	\$ 4,500	\$ 3,700	\$ 53,700
4 South Park Pool	345 East 51st St., Los Angeles, CA 90011	Pacific	9	10	\$ 56,000	\$ 4,500	\$ 1,850	\$ 62,350
5 Fremont Pool	7630 Towne Ave., Los Angeles, CA 90003	Pacific	9	40	\$ 43,400	\$ 4,500	\$ 7,400	\$ 55,300
6 Roosevelt Pool	456 S. Mathews St., Los Angeles, CA 90033	Metro	14	40	\$ 51,800	\$ 4,500	\$ 7,400	\$ 63,700
7 Central Pool	1357 East 22nd St., Los Angeles, CA 90011	Pacific	9	10	\$ 56,000	\$ 4,500	\$ 1,850	\$ 62,350
8 Van Ness Pool	5720 2nd Avenue, Los Angeles, CA 90043	Pacific	2	40	\$ 51,800	\$ 4,500	\$ 7,400	\$ 63,700
9 Downey Pool	1775 N. Spring St., Los Angeles, CA 90031	Metro	1	0	\$ 49,700	\$ 4,500	\$ -	\$ 54,200
10 Lincoln Pool	3501 Valley Blvd, Los Angeles, CA 90031	Metro	1	40	\$ 51,800	\$ 4,500	\$ 7,400	\$ 63,700
11 Green Meadows Pool	431 E. 89th St., Los Angeles, CA 90003	Pacific	9	10	\$ 47,600	\$ 4,500	\$ 1,850	\$ 53,950
12 Sepulveda Pool	8737 Kester Ave., Panorama City, CA 91402	Valley	6	10	\$ 56,000	\$ 4,500	\$ 1,850	\$ 62,350
13 Costello Pool	3121 E. Olympic Blvd., Los Angeles, CA 90023	Metro	14	10	\$ 47,600	\$ 4,500	\$ 1,850	\$ 53,950
14 Jackie Tatum/Harvard Pool	6120 Denker St., Los Angeles, CA 90047	Pacific	8	10	\$ 47,600	\$ 4,500	\$ 1,850	\$ 53,950
15 Ross Snyder Pool	1501 East 41st St., Los Angeles, CA 90011	Pacific	9	10	\$ 56,000	\$ 4,500	\$ 1,850	\$ 62,350
16 Pecan Pool	120 S. Gless St., Los Angeles, CA 90033	Metro	14	10	\$ 47,600	\$ 4,500	\$ 1,850	\$ 53,950
17 Sun Valley Pool	8123 Vineland Ave., Sun Valley, CA 91352	Valley	6	20	\$ 53,900	\$ 4,500	\$ 3,700	\$ 62,100
18 Echo Deep Pool	1419 Colton St., Los Angeles, CA 90026	Metro	1	40	\$ 51,800	\$ 4,500	\$ 7,400	\$ 63,700
19 Hollywood Pool	1122 Cole Ave., Los Angeles, CA 90038	Pacific	13	20	\$ 53,900	\$ 4,500	\$ 3,700	\$ 62,100
20 Celes King III Pool	5001 Rodeo Rd, Los Angeles, CA 90016	Pacific	10	30	\$ 45,500	\$ 4,500	\$ 5,550	\$ 55,550
21 Highland Pool	6150 N. Piedmont Avenue, Los Angeles, CA 90042	Metro	1	10	\$ 56,000	\$ 4,500	\$ 1,850	\$ 62,350
22 EG Roberts Pool	4526 W. Pico Blvd., Los Angeles, CA 90019	Pacific	10	40	\$ 43,400	\$ 4,500	\$ 7,400	\$ 55,300
23 Hubert Humphrey Pool	12560 Filmore St., Pacoima, CA 91331	Valley	7	30	\$ 45,500	\$ 4,500	\$ 5,550	\$ 55,550
24 Harbor Pool	1221 N. Figueroa Pl., Wilmington, CA 90744	Pacific	15	10	\$ 56,000	\$ 4,500	\$ 1,850	\$ 62,350
25 Sylmar Pool	13109 Borden Ave, Los Angeles, CA 91342	Valley	7	10	\$ 56,000	\$ 4,500	\$ 1,850	\$ 62,350

Estimated Total Enrollment	Estimated Enrollment -Swim Lessons
250	220
250	220
10	0
0	0
250	220
250	220
0	0
250	220
0	0
0	0
250	220
0	0
0	0
0	0
250	220
0	0
0	0
250	220
280	260
0	0
250	220
280	260
0	0
0	0

**PROJECT PLAN
YOUTH SPORT PARTNERSHIP**



Attachment 4a: Detail Aquatics

DOCUMENT NO.: LA28-002
FISCAL YEAR: 2021/2022

AQUATICS - Pre-qualified				Lessons (6/21/21 - 8/27/21); Teams (6/21/21 - 8/27/21)					
				Estimated Enrollment Totals					
26	Richard Alatorre Pool	4721 Klamath St., Los Angeles, CA 90032	Metro	14	40	\$ 43,400	\$ 4,500	\$ 7,400	\$ 55,300
27	Valley Plaza Pool	6715 Laurelgrove Ave., North Hollywood, CA 91606	Valley	2	10	\$ 56,000	\$ 4,500	\$ 1,850	\$ 62,350
28	Glassell Pool	3704 Verdugo Rd., Los Angeles, CA 90065	Metro	1	30	\$ 53,900	\$ 4,500	\$ 5,550	\$ 63,950
29	Reseda Pool	18411 Victory Blvd, Reseda, CA 91335	Valley	3	20	\$ 53,900	\$ 4,500	\$ 3,700	\$ 62,100
30	Banning Pool	1450 N. Avalon Blvd., Wilmington, CA 90744	Pacific	15	40	\$ 43,400	\$ 4,500	\$ 7,400	\$ 55,300
31	Fernangeles Pool	8851 Laurel Canyon Blvd, Sun Valley, CA 91352	Valley	6	10	\$ 56,000	\$ 4,500	\$ 1,850	\$ 62,350
32	North Hollywood Pool	5301 Tujunga Ave., North Hollywood, CA 91601	Valley	2	10	\$ 47,600	\$ 4,500	\$ 1,850	\$ 53,950
33	Cleveland Pool	8120 Vanalden Ave., Reseda, CA 91335	Valley	3	40	\$ 43,400	\$ 4,500	\$ 7,400	\$ 55,300
34	Hey Rookie Pool	3601 S. Gaffey St., San Pedro, CA 90731	Pacific	15	30	\$ 45,500	\$ 4,500	\$ 5,550	\$ 55,550
35	Lanark Pool	21817 Strathern St., Canoga Park, CA 91304	Valley	3	20	\$ 53,900	\$ 4,500	\$ 3,700	\$ 62,100
36	Ritchie Valens Pool	10731 Laurel Canyon Blvd., Pacoima, CA 91331	Valley	7	10	\$ 56,000	\$ 4,500	\$ 1,850	\$ 62,350
37	Verdugo Hills Pool	10654 Irma Ave., Tujunga, CA 91042	Valley	7	10	\$ 56,000	\$ 4,500	\$ 1,850	\$ 62,350
38	LACES Pool	5931 W. 18th St., Los Angeles, CA 90035	Pacific	10	40	\$ 43,400	\$ 4,500	\$ 7,400	\$ 55,300
Subtotal Aquatics - Pre-qualified					860	\$ 1,926,400	\$ 171,000	\$ 159,100	\$ 2,256,500

250	220
0	0
280	260
0	0
250	220
0	0
0	0
250	220
280	260
0	0
0	0
0	0
250	220
4130	3680

**PROJECT PLAN
YOUTH SPORT PARTNERSHIP**



Attachment 4a: Detail Aquatics

DOCUMENT NO.: LA28-002
FISCAL YEAR: 2021/2022

AQUATICS - Pre-qualified				Fall 2021: Lessons (9/21/21 - 12/19/21); Teams (9/21/21 - 12/17/21) Estimated Enrollment Totals						
Facility	Address	Region	CD	Estimated Enrollment - Swim Team	Estimated Enrollment - Dive, Synchro, Water Polo Teams	Estimated \$ Swim Lessons	Estimated \$ Swim Team	Estimated \$ - Dive, Synchro, Water Polo Teams	Estimated Total Swim Lessons + Sports Teams	Estimated Total Enrollment
						\$70	\$ 225	\$ 185		
1 John C. Argue Swim Stadium	3980 Bill Robertson Lane, Los Angeles, CA 90037	Expo	9	20	10	\$ 15,400	\$ 4,500	\$ 1,850	\$ 21,750	490
2 Algin Sutton Pool	8800 S. Hoover St., Los Angeles, CA 90044	Pacific	8	20	10	\$ 15,400	\$ 4,500	\$ 1,850	\$ 21,750	490
3 109th Pool	1500 E. 109th St., Los Angeles, CA 90059	Pacific	15	0	10	\$ -	\$ -	\$ 1,850	\$ 1,850	10
4 South Park Pool	345 East 51st St., Los Angeles, CA 90011	Pacific	9	0	0	\$ -	\$ -	\$ -	\$ -	0
5 Fremont Pool	7630 Towne Ave., Los Angeles, CA 90003	Pacific	9	20	10	\$ 15,400	\$ 4,500	\$ 1,850	\$ 21,750	490
6 Roosevelt Pool	456 S. Mathews St., Los Angeles, CA 90033	Metro	14	20	10	\$ 15,400	\$ 4,500	\$ 1,850	\$ 21,750	490
7 Central Pool	1357 East 22nd St., Los Angeles, CA 90011	Pacific	9	0	0	\$ -	\$ -	\$ -	\$ -	0
8 Van Ness Pool	5720 2nd Avenue, Los Angeles, CA 90043	Pacific	2	20	10	\$ 15,400	\$ 4,500	\$ 1,850	\$ 21,750	490
9 Downey Pool	1775 N. Spring St., Los Angeles, CA 90031	Metro	1	0	0	\$ -	\$ -	\$ -	\$ -	0
10 Lincoln Pool	3501 Valley Blvd, Los Angeles, CA 90031	Metro	1	20	10	\$ 15,400	\$ 4,500	\$ 1,850	\$ 21,750	490
11 Green Meadows Pool	431 E. 89th St., Los Angeles, CA 90003	Pacific	9	0	0	\$ -	\$ -	\$ -	\$ -	0
12 Sepulveda Pool	8737 Kester Ave., Panorama City, CA 91402	Valley	6	0	0	\$ -	\$ -	\$ -	\$ -	0
13 Costello Pool	3121 E. Olympic Blvd., Los Angeles, CA 90023	Metro	14	0	0	\$ -	\$ -	\$ -	\$ -	0
14 Jackie Tatum/Harvard Pool	6120 Denker St., Los Angeles, CA 90047	Pacific	8	0	0	\$ -	\$ -	\$ -	\$ -	0
15 Ross Snyder Pool	1501 East 41st St., Los Angeles, CA 90011	Pacific	9	0	0	\$ -	\$ -	\$ -	\$ -	0
16 Pecan Pool	120 S. Gless St., Los Angeles, CA 90033	Metro	14	0	0	\$ -	\$ -	\$ -	\$ -	0
17 Sun Valley Pool	8123 Vineland Ave., Sun Valley, CA 91352	Valley	6	0	0	\$ -	\$ -	\$ -	\$ -	0
18 Echo Deep Pool	1419 Colton St., Los Angeles, CA 90026	Metro	1	20	10	\$ 15,400	\$ 4,500	\$ 1,850	\$ 21,750	490
19 Hollywood Pool	1122 Cole Ave., Los Angeles, CA 90038	Pacific	13	0	0	\$ -	\$ -	\$ -	\$ -	0
20 Celes King III Pool	5001 Rodeo Rd, Los Angeles, CA 90016	Pacific	10	20	0	\$ 18,200	\$ 4,500	\$ -	\$ 22,700	490
21 Highland Pool	6150 N. Piedmont Avenue, Los Angeles, CA 90042	Metro	1	0	0	\$ -	\$ -	\$ -	\$ -	0
22 EG Roberts Pool	4526 W. Pico Blvd., Los Angeles, CA 90019	Pacific	10	20	10	\$ 15,400	\$ 4,500	\$ 1,850	\$ 21,750	490
23 Hubert Humphrey Pool	12560 Filmore St., Pacoima, CA 91331	Valley	7	20	0	\$ 18,200	\$ 4,500	\$ -	\$ 22,700	490
24 Harbor Pool	1221 N. Figueroa Pl., Wilmington, CA 90744	Pacific	15	0	0	\$ -	\$ -	\$ -	\$ -	0
25 Sylmar Pool	13109 Borden Ave, Los Angeles, CA 91342	Valley	7	0	0	\$ -	\$ -	\$ -	\$ -	0

**PROJECT PLAN
YOUTH SPORT PARTNERSHIP**



Attachment 4a: Detail Aquatics

DOCUMENT NO.: LA28-002
FISCAL YEAR: 2021/2022

AQUATICS - Pre-qualified				Fall 2021: Lessons (9/21/21 - 12/19/21); Teams (9/21/21 - 12/17/21) Estimated Enrollment Totals							
26	Richard Alatorre Pool	4721 Klamath St., Los Angeles, CA 90032	Metro	14	20	10	\$ 15,400	\$ 4,500	\$ 1,850	\$ 21,750	490
27	Valley Plaza Pool	6715 Laurelgrove Ave., North Hollywood, CA 91606	Valley	2	0	0	\$ -	\$ -	\$ -	\$ -	0
28	Glassell Pool	3704 Verdugo Rd., Los Angeles, CA 90065	Metro	1	20	0	\$ 18,200	\$ 4,500	\$ -	\$ 22,700	490
29	Reseda Pool	18411 Victory Blvd, Reseda, CA 91335	Valley	3	0	0	\$ -	\$ -	\$ -	\$ -	0
30	Banning Pool	1450 N. Avalon Blvd., Wilmington, CA 90744	Pacific	15	20	10	\$ 15,400	\$ 4,500	\$ 1,850	\$ 21,750	490
31	Fernangeles Pool	8851 Laurel Canyon Blvd, Sun Valley, CA 91352	Valley	6	0	0	\$ -	\$ -	\$ -	\$ -	0
32	North Hollywood Pool	5301 Tujunga Ave., North Hollywood, CA 91601	Valley	2	0	0	\$ -	\$ -	\$ -	\$ -	0
33	Cleveland Pool	8120 Vanalden Ave., Reseda, CA 91335	Valley	3	20	10	\$ 15,400	\$ 4,500	\$ 1,850	\$ 21,750	490
34	Hey Rookie Pool	3601 S. Gaffey St., San Pedro, CA 90731	Pacific	15	20	0	\$ 18,200	\$ 4,500	\$ -	\$ 22,700	490
35	Lanark Pool	21817 Strathern St., Canoga Park, CA 91304	Valley	3	0	0	\$ -	\$ -	\$ -	\$ -	0
36	Ritchie Valens Pool	10731 Laurel Canyon Blvd., Pacoima, CA 91331	Valley	7	0	0	\$ -	\$ -	\$ -	\$ -	0
37	Verdugo Hills Pool	10654 Irma Ave., Tujunga, CA 91042	Valley	7	0	0	\$ -	\$ -	\$ -	\$ -	10
38	LACES Pool	5931 W. 18th St., Los Angeles, CA 90035	Pacific	10	20	10	\$ 15,400	\$ 4,500	\$ 1,850	\$ 21,750	490
Subtotal Aquatics - Pre-qualified					320	130	\$ 257,600	\$ 72,000	\$ 24,050	\$ 353,650	7860

**PROJECT PLAN
YOUTH SPORT PARTNERSHIP**



Attachment 4a: Detail Aquatics

DOCUMENT NO.: LA28-002
FISCAL YEAR: 2021/2022

AQUATICS - Pre-qualified				Winter 2022: Lessons (1/4/22 - 4/24/22); Teams (2/1/22 - 5/20/22) Estimated Enrollment Totals						
Facility	Address	Region	CD	Estimated Enrollment -Swim Lessons	Estimated Enrollment - Swim Team	Estimated Enrollment - Dive, Synchro, Water Polo Teams	Estimated \$ Swim Lessons	Estimated \$ Swim Team	Estimated \$ - Dive, Synchro, Water Polo Teams	Estimated Total Swim Lessons + Sports Teams
							\$70	\$ 225	\$ 185	
1 John C. Argue Swim Stadium	3980 Bill Robertson Lane, Los Angeles, CA 90037	Expo	9	440	20	30	\$ 30,800	\$ 4,500	\$ 5,550	\$ 40,850
2 Algin Sutton Pool	8800 S. Hoover St., Los Angeles, CA 90044	Pacific	8	440	20	30	\$ 30,800	\$ 4,500	\$ 5,550	\$ 40,850
3 109th Pool	1500 E. 109th St., Los Angeles, CA 90059	Pacific	15	0	0	10	\$ -	\$ -	\$ 1,850	\$ 1,850
4 South Park Pool	345 East 51st St., Los Angeles, CA 90011	Pacific	9	0	0	0	\$ -	\$ -	\$ -	\$ -
5 Fremont Pool	7630 Towne Ave., Los Angeles, CA 90003	Pacific	9	440	20	30	\$ 30,800	\$ 4,500	\$ 5,550	\$ 40,850
6 Roosevelt Pool	456 S. Mathews St., Los Angeles, CA 90033	Metro	14	440	20	30	\$ 30,800	\$ 4,500	\$ 5,550	\$ 40,850
7 Central Pool	1357 East 22nd St., Los Angeles, CA 90011	Pacific	9	0	0	0	\$ -	\$ -	\$ -	\$ -
8 Van Ness Pool	5720 2nd Avenue, Los Angeles, CA 90043	Pacific	2	440	20	30	\$ 30,800	\$ 4,500	\$ 5,550	\$ 40,850
9 Downey Pool	1775 N. Spring St., Los Angeles, CA 90031	Metro	1	0	0	0	\$ -	\$ -	\$ -	\$ -
10 Lincoln Pool	3501 Valley Blvd, Los Angeles, CA 90031	Metro	1	440	20	30	\$ 30,800	\$ 4,500	\$ 5,550	\$ 40,850
11 Green Meadows Pool	431 E. 89th St., Los Angeles, CA 90003	Pacific	9	0	0	0	\$ -	\$ -	\$ -	\$ -
12 Sepulveda Pool	8737 Kester Ave., Panorama City, CA 91402	Valley	6	0	0	0	\$ -	\$ -	\$ -	\$ -
13 Costello Pool	3121 E. Olympic Blvd., Los Angeles, CA 90023	Metro	14	0	0	0	\$ -	\$ -	\$ -	\$ -
14 Jackie Tatum/Harvard Pool	6120 Denker St., Los Angeles, CA 90047	Pacific	8	0	0	0	\$ -	\$ -	\$ -	\$ -
15 Ross Snyder Pool	1501 East 41st St., Los Angeles, CA 90011	Pacific	9	0	0	0	\$ -	\$ -	\$ -	\$ -
16 Pecan Pool	120 S. Gless St., Los Angeles, CA 90033	Metro	14	0	0	0	\$ -	\$ -	\$ -	\$ -
17 Sun Valley Pool	8123 Vineland Ave., Sun Valley, CA 91352	Valley	6	0	0	0	\$ -	\$ -	\$ -	\$ -
18 Echo Deep Pool	1419 Colton St., Los Angeles, CA 90026	Metro	1	440	20	30	\$ 30,800	\$ 4,500	\$ 5,550	\$ 40,850
19 Hollywood Pool	1122 Cole Ave., Los Angeles, CA 90038	Pacific	13	0	0	0	\$ -	\$ -	\$ -	\$ -
20 Celes King III Pool	5001 Rodeo Rd, Los Angeles, CA 90016	Pacific	10	440	20	30	\$ 30,800	\$ 4,500	\$ 5,550	\$ 40,850
21 Highland Pool	6150 N. Piedmont Avenue, Los Angeles, CA 90042	Metro	1	0	0	0	\$ -	\$ -	\$ -	\$ -
22 EG Roberts Pool	4526 W. Pico Blvd., Los Angeles, CA 90019	Pacific	10	440	20	30	\$ 30,800	\$ 4,500	\$ 5,550	\$ 40,850
23 Hubert Humphrey Pool	12560 Filmore St., Pacoima, CA 91331	Valley	7	440	20	30	\$ 30,800	\$ 4,500	\$ 5,550	\$ 40,850
24 Harbor Pool	1221 N. Figueroa Pl., Wilmington, CA 90744	Pacific	15	0	0	0	\$ -	\$ -	\$ -	\$ -
25 Sylmar Pool	13109 Borden Ave, Los Angeles, CA 91342	Valley	7	0	0	0	\$ -	\$ -	\$ -	\$ -

**PROJECT PLAN
YOUTH SPORT PARTNERSHIP**



Attachment 4a: Detail Aquatics

DOCUMENT NO.: LA28-002
FISCAL YEAR: 2021/2022

AQUATICS - Pre-qualified				Winter 2022: Lessons (1/4/22 - 4/24/22); Teams (2/1/22 - 5/20/22) Estimated Enrollment Totals							
26	Richard Alatorre Pool	4721 Klamath St., Los Angeles, CA 90032	Metro	14	440	20	30	\$ 30,800	\$ 4,500	\$ 5,550	\$ 40,850
27	Valley Plaza Pool	6715 Laurelgrove Ave., North Hollywood, CA 91606	Valley	2	0	0	0	\$ -	\$ -	\$ -	\$ -
28	Glassell Pool	3704 Verdugo Rd., Los Angeles, CA 90065	Metro	1	440	20	30	\$ 30,800	\$ 4,500	\$ 5,550	\$ 40,850
29	Reseda Pool	18411 Victory Blvd, Reseda, CA 91335	Valley	3	0	0	0	\$ -	\$ -	\$ -	\$ -
30	Banning Pool	1450 N. Avalon Blvd., Wilmington, CA 90744	Pacific	15	440	20	30	\$ 30,800	\$ 4,500	\$ 5,550	\$ 40,850
31	Fernangeles Pool	8851 Laurel Canyon Blvd, Sun Valley, CA 91352	Valley	6	0	0	0	\$ -	\$ -	\$ -	\$ -
32	North Hollywood Pool	5301 Tujunga Ave., North Hollywood, CA 91601	Valley	2	0	0	0	\$ -	\$ -	\$ -	\$ -
33	Cleveland Pool	8120 Vanalden Ave., Reseda, CA 91335	Valley	3	440	20	30	\$ 30,800	\$ 4,500	\$ 5,550	\$ 40,850
34	Hey Rookie Pool	3601 S. Gaffey St., San Pedro, CA 90731	Pacific	15	440	20	30	\$ 30,800	\$ 4,500	\$ 5,550	\$ 40,850
35	Lanark Pool	21817 Strathern St., Canoga Park, CA 91304	Valley	3	0	0	0	\$ -	\$ -	\$ -	\$ -
36	Ritchie Valens Pool	10731 Laurel Canyon Blvd., Pacoima, CA 91331	Valley	7	0	0	0	\$ -	\$ -	\$ -	\$ -
37	Verdugo Hills Pool	10654 Irma Ave., Tujunga, CA 91042	Valley	7	0	0	10	\$ -	\$ -	\$ 1,850	\$ 1,850
38	LACES Pool	5931 W. 18th St., Los Angeles, CA 90035	Pacific	10	440	20	30	\$ 30,800	\$ 4,500	\$ 5,550	\$ 40,850
Subtotal Aquatics - Pre-qualified					7040	320	500	\$ 492,800	\$ 72,000	\$ 92,500	\$ 657,300

**PROJECT PLAN
YOUTH SPORT PARTNERSHIP**



Attachment 4a: Detail Aquatics

DOCUMENT NO.: LA28-002
FISCAL YEAR: 2021/2022

AQUATICS - Pre-qualified				Spring 2022: Lessons (4/26/22 - 5/22/22) Estimated Enrollment Totals								
Facility	Address	Region	CD	Estimated Total Enrollment	Estimated Enrollment -Swim Lessons	Estimated Enrollment - Swim Team	Estimated Enrollment - Dive, Synchro, Water Polo Teams	Estimated \$ Swim Lessons \$70	Estimated \$ Swim Team \$ 225	Estimated \$ - Dive, Synchro, Water Polo Teams \$ 185	Estimated Total Swim Lessons + Sports Teams	
1	John C. Argue Swim Stadium	3980 Bill Robertson Lane, Los Angeles, CA 90037	Expo	9	40	40	0	0	\$ 2,800	\$ -	\$ -	\$ 2,800
2	Algin Sutton Pool	8800 S. Hoover St., Los Angeles, CA 90044	Pacific	8	40	40	0	0	\$ 2,800	\$ -	\$ -	\$ 2,800
3	109th Pool	1500 E. 109th St., Los Angeles, CA 90059	Pacific	15	0	0	0	\$ -	\$ -	\$ -	\$ -	
4	South Park Pool	345 East 51st St., Los Angeles, CA 90011	Pacific	9	0	0	0	\$ -	\$ -	\$ -	\$ -	
5	Fremont Pool	7630 Towne Ave., Los Angeles, CA 90003	Pacific	9	40	40	0	\$ 2,800	\$ -	\$ -	\$ 2,800	
6	Roosevelt Pool	456 S. Mathews St., Los Angeles, CA 90033	Metro	14	40	40	0	\$ 2,800	\$ -	\$ -	\$ 2,800	
7	Central Pool	1357 East 22nd St., Los Angeles, CA 90011	Pacific	9	0	0	0	\$ -	\$ -	\$ -	\$ -	
8	Van Ness Pool	5720 2nd Avenue, Los Angeles, CA 90043	Pacific	2	40	40	0	\$ 2,800	\$ -	\$ -	\$ 2,800	
9	Downey Pool	1775 N. Spring St., Los Angeles, CA 90031	Metro	1	0	0	0	\$ -	\$ -	\$ -	\$ -	
10	Lincoln Pool	3501 Valley Blvd, Los Angeles, CA 90031	Metro	1	40	40	0	\$ 2,800	\$ -	\$ -	\$ 2,800	
11	Green Meadows Pool	431 E. 89th St., Los Angeles, CA 90003	Pacific	9	0	0	0	\$ -	\$ -	\$ -	\$ -	
12	Sepulveda Pool	8737 Kester Ave., Panorama City, CA 91402	Valley	6	0	0	0	\$ -	\$ -	\$ -	\$ -	
13	Costello Pool	3121 E. Olympic Blvd., Los Angeles, CA 90023	Metro	14	0	0	0	\$ -	\$ -	\$ -	\$ -	
14	Jackie Tatum/Harvard Pool	6120 Denker St., Los Angeles, CA 90047	Pacific	8	0	0	0	\$ -	\$ -	\$ -	\$ -	
15	Ross Snyder Pool	1501 East 41st St., Los Angeles, CA 90011	Pacific	9	0	0	0	\$ -	\$ -	\$ -	\$ -	
16	Pecan Pool	120 S. Gless St., Los Angeles, CA 90033	Metro	14	0	0	0	\$ -	\$ -	\$ -	\$ -	
17	Sun Valley Pool	8123 Vineland Ave., Sun Valley, CA 91352	Valley	6	0	0	0	\$ -	\$ -	\$ -	\$ -	
18	Echo Deep Pool	1419 Colton St., Los Angeles, CA 90026	Metro	1	40	40	0	\$ 2,800	\$ -	\$ -	\$ 2,800	
19	Hollywood Pool	1122 Cole Ave., Los Angeles, CA 90038	Pacific	13	0	0	0	\$ -	\$ -	\$ -	\$ -	
20	Celes King III Pool	5001 Rodeo Rd, Los Angeles, CA 90016	Pacific	10	40	40	0	\$ 2,800	\$ -	\$ -	\$ 2,800	
21	Highland Pool	6150 N. Piedmont Avenue, Los Angeles, CA 90042	Metro	1	0	0	0	\$ -	\$ -	\$ -	\$ -	
22	EG Roberts Pool	4526 W. Pico Blvd., Los Angeles, CA 90019	Pacific	10	40	40	0	\$ 2,800	\$ -	\$ -	\$ 2,800	
23	Hubert Humphrey Pool	12560 Filmore St., Pacoima, CA 91331	Valley	7	40	40	0	\$ 2,800	\$ -	\$ -	\$ 2,800	
24	Harbor Pool	1221 N. Figueroa Pl., Wilmington, CA 90744	Pacific	15	0	0	0	\$ -	\$ -	\$ -	\$ -	
25	Sylmar Pool	13109 Borden Ave, Los Angeles, CA 91342	Valley	7	0	0	0	\$ -	\$ -	\$ -	\$ -	

**PROJECT PLAN
YOUTH SPORT PARTNERSHIP**



Attachment 4a: Detail Aquatics

DOCUMENT NO.: LA28-002
FISCAL YEAR: 2021/2022

AQUATICS - Pre-qualified				Spring 2022: Lessons (4/26/22 - 5/22/22) Estimated Enrollment Totals								
26	Richard Alatorre Pool	4721 Klamath St., Los Angeles, CA 90032	Metro	14	40	40	0	0	\$ 2,800	\$ -	\$ -	\$ 2,800
27	Valley Plaza Pool	6715 Laurelgrove Ave., North Hollywood, CA 91606	Valley	2	0	0	0	0	\$ -	\$ -	\$ -	\$ -
28	Glassell Pool	3704 Verdugo Rd., Los Angeles, CA 90065	Metro	1	40	40	0	0	\$ 2,800	\$ -	\$ -	\$ 2,800
29	Reseda Pool	18411 Victory Blvd, Reseda, CA 91335	Valley	3	0	0	0	0	\$ -	\$ -	\$ -	\$ -
30	Banning Pool	1450 N. Avalon Blvd., Wilmington, CA 90744	Pacific	15	40	40	0	0	\$ 2,800	\$ -	\$ -	\$ 2,800
31	Fernangeles Pool	8851 Laurel Canyon Blvd, Sun Valley, CA 91352	Valley	6	0	0	0	0	\$ -	\$ -	\$ -	\$ -
32	North Hollywood Pool	5301 Tujunga Ave., North Hollywood, CA 91601	Valley	2	0	0	0	0	\$ -	\$ -	\$ -	\$ -
33	Cleveland Pool	8120 Vanalden Ave., Reseda, CA 91335	Valley	3	40	40	0	0	\$ 2,800	\$ -	\$ -	\$ 2,800
34	Hey Rookie Pool	3601 S. Gaffey St., San Pedro, CA 90731	Pacific	15	40	40	0	0	\$ 2,800	\$ -	\$ -	\$ 2,800
35	Lanark Pool	21817 Strathern St., Canoga Park, CA 91304	Valley	3	0	0	0	0	\$ -	\$ -	\$ -	\$ -
36	Ritchie Valens Pool	10731 Laurel Canyon Blvd., Pacoima, CA 91331	Valley	7	0	0	0	0	\$ -	\$ -	\$ -	\$ -
37	Verdugo Hills Pool	10654 Irma Ave., Tujunga, CA 91042	Valley	7	0	0	0	0	\$ -	\$ -	\$ -	\$ -
38	LACES Pool	5931 W. 18th St., Los Angeles, CA 90035	Pacific	10	40	40	0	0	\$ 2,800	\$ -	\$ -	\$ 2,800
Subtotal Aquatics - Pre-qualified					640	640	0	0	\$ 44,800	\$ -	\$ -	\$ 44,800

**PROJECT PLAN
YOUTH SPORT PARTNERSHIP**



Attachment 4a: Detail Aquatics

DOCUMENT NO.: LA28-002
FISCAL YEAR: 2021/2022

AQUATICS - Pre-qualified			
Facility	Address	Region	CD
1	John C. Argue Swim Stadium	3980 Bill Robertson Lane, Los Angeles, CA 90037	Expo 9
2	Algin Sutton Pool	8800 S. Hoover St., Los Angeles, CA 90044	Pacific 8
3	109th Pool	1500 E. 109th St., Los Angeles, CA 90059	Pacific 15
4	South Park Pool	345 East 51st St., Los Angeles, CA 90011	Pacific 9
5	Fremont Pool	7630 Towne Ave., Los Angeles, CA 90003	Pacific 9
6	Roosevelt Pool	456 S. Mathews St., Los Angeles, CA 90033	Metro 14
7	Central Pool	1357 East 22nd St., Los Angeles, CA 90011	Pacific 9
8	Van Ness Pool	5720 2nd Avenue, Los Angeles, CA 90043	Pacific 2
9	Downey Pool	1775 N. Spring St., Los Angeles, CA 90031	Metro 1
10	Lincoln Pool	3501 Valley Blvd, Los Angeles, CA 90031	Metro 1
11	Green Meadows Pool	431 E. 89th St., Los Angeles, CA 90003	Pacific 9
12	Sepulveda Pool	8737 Kester Ave., Panorama City, CA 91402	Valley 6
13	Costello Pool	3121 E. Olympic Blvd., Los Angeles, CA 90023	Metro 14
14	Jackie Tatum/Harvard Pool	6120 Denker St., Los Angeles, CA 90047	Pacific 8
15	Ross Snyder Pool	1501 East 41st St., Los Angeles, CA 90011	Pacific 9
16	Pecan Pool	120 S. Gless St., Los Angeles, CA 90033	Metro 14
17	Sun Valley Pool	8123 Vineland Ave., Sun Valley, CA 91352	Valley 6
18	Echo Deep Pool	1419 Colton St., Los Angeles, CA 90026	Metro 1
19	Hollywood Pool	1122 Cole Ave., Los Angeles, CA 90038	Pacific 13
20	Celes King III Pool	5001 Rodeo Rd, Los Angeles, CA 90016	Pacific 10
21	Highland Pool	6150 N. Piedmont Avenue, Los Angeles, CA 90042	Metro 1
22	EG Roberts Pool	4526 W. Pico Blvd., Los Angeles, CA 90019	Pacific 10
23	Hubert Humphrey Pool	12560 Filmore St., Pacoima, CA 91331	Valley 7
24	Harbor Pool	1221 N. Figueroa Pl., Wilmington, CA 90744	Pacific 15
25	Sylmar Pool	13109 Borden Ave, Los Angeles, CA 91342	Valley 7

FY 2021/2022 (6/1/21 - 5/31/22) Estimated Enrollment Totals						
Estimated Total Enrollment	Estimated Enrollment -Swim Lessons	Estimated Enrollment - Swim Team	Estimated Enrollment - Dive, Synchro, Water Polo Teams	Estimated \$ Swim Lessons	Estimated \$ Swim Team	Estimated \$ - Dive, Synchro, Water Polo Teams
				\$70	\$ 225	\$ 185
1,580	1,440	60	80	\$ 100,800	\$ 13,500	\$ 14,800
1,580	1,440	60	80	\$ 100,800	\$ 13,500	\$ 14,800
710	650	20	40	\$ 45,500	\$ 4,500	\$ 7,400
830	800	20	10	\$ 56,000	\$ 4,500	\$ 1,850
1,460	1,320	60	80	\$ 92,400	\$ 13,500	\$ 14,800
1,580	1,440	60	80	\$ 100,800	\$ 13,500	\$ 14,800
830	800	20	10	\$ 56,000	\$ 4,500	\$ 1,850
1,580	1,440	60	80	\$ 100,800	\$ 13,500	\$ 14,800
730	710	20	0	\$ 49,700	\$ 4,500	\$ -
1,580	1,440	60	80	\$ 100,800	\$ 13,500	\$ 14,800
710	680	20	10	\$ 47,600	\$ 4,500	\$ 1,850
830	800	20	10	\$ 56,000	\$ 4,500	\$ 1,850
710	680	20	10	\$ 47,600	\$ 4,500	\$ 1,850
710	680	20	10	\$ 47,600	\$ 4,500	\$ 1,850
830	800	20	10	\$ 56,000	\$ 4,500	\$ 1,850
710	680	20	10	\$ 47,600	\$ 4,500	\$ 1,850
830	800	20	10	\$ 56,000	\$ 4,500	\$ 1,850
710	680	20	10	\$ 47,600	\$ 4,500	\$ 1,850
810	770	20	20	\$ 53,900	\$ 4,500	\$ 3,700
1,580	1,440	60	80	\$ 100,800	\$ 13,500	\$ 14,800
810	770	20	20	\$ 53,900	\$ 4,500	\$ 3,700
1,510	1,390	60	60	\$ 97,300	\$ 13,500	\$ 11,100
830	800	20	10	\$ 56,000	\$ 4,500	\$ 1,850
1,460	1,320	60	80	\$ 92,400	\$ 13,500	\$ 14,800
1,510	1,390	60	60	\$ 97,300	\$ 13,500	\$ 11,100
830	800	20	10	\$ 56,000	\$ 4,500	\$ 1,850
830	800	20	10	\$ 56,000	\$ 4,500	\$ 1,850

**PROJECT PLAN
YOUTH SPORT PARTNERSHIP**



Attachment 4a: Detail Aquatics

DOCUMENT NO.: LA28-002
FISCAL YEAR: 2021/2022

AQUATICS - Pre-qualified			
26	Richard Alatorre Pool	4721 Klamath St., Los Angeles, CA 90032	Metro 14
27	Valley Plaza Pool	6715 Laurelgrove Ave., North Hollywood, CA 91606	Valley 2
28	Glassell Pool	3704 Verdugo Rd., Los Angeles, CA 90065	Metro 1
29	Reseda Pool	18411 Victory Blvd, Reseda, CA 91335	Valley 3
30	Banning Pool	1450 N. Avalon Blvd., Wilmington, CA 90744	Pacific 15
31	Fernangeles Pool	8851 Laurel Canyon Blvd, Sun Valley, CA 91352	Valley 6
32	North Hollywood Pool	5301 Tujunga Ave., North Hollywood, CA 91601	Valley 2
33	Cleveland Pool	8120 Vanalden Ave., Reseda, CA 91335	Valley 3
34	Hey Rookie Pool	3601 S. Gaffey St., San Pedro, CA 90731	Pacific 15
35	Lanark Pool	21817 Strathern St., Canoga Park, CA 91304	Valley 3
36	Ritchie Valens Pool	10731 Laurel Canyon Blvd., Pacoima, CA 91331	Valley 7
37	Verdugo Hills Pool	10654 Irma Ave., Tujunga, CA 91042	Valley 7
38	LACES Pool	5931 W. 18th St., Los Angeles, CA 90035	Pacific 10
Subtotal Aquatics - Pre-qualified			

FY 2021/2022 (6/1/21 - 5/31/22) Estimated Enrollment Totals							
1,460	1,320	60	80	\$ 92,400	\$ 13,500	\$ 14,800	
830	800	20	10	\$ 56,000	\$ 4,500	\$ 1,850	
1,630	1,510	60	60	\$ 105,700	\$ 13,500	\$ 11,100	
810	770	20	20	\$ 53,900	\$ 4,500	\$ 3,700	
1,460	1,320	60	80	\$ 92,400	\$ 13,500	\$ 14,800	
830	800	20	10	\$ 56,000	\$ 4,500	\$ 1,850	
710	680	20	10	\$ 47,600	\$ 4,500	\$ 1,850	
1,460	1,320	60	80	\$ 92,400	\$ 13,500	\$ 14,800	
1,510	1,390	60	60	\$ 97,300	\$ 13,500	\$ 11,100	
810	770	20	20	\$ 53,900	\$ 4,500	\$ 3,700	
830	800	20	10	\$ 56,000	\$ 4,500	\$ 1,850	
840	800	20	20	\$ 56,000	\$ 4,500	\$ 3,700	
1,460	1,320	60	80	\$ 92,400	\$ 13,500	\$ 14,800	
41770	38880	1400	1490	\$ 2,721,600	\$ 315,000	\$ 275,650	

**PROJECT PLAN
YOUTH SPORT PARTNERSHIP**



Attachment 4a: Detail Aquatics

DOCUMENT NO.: LA28-002
FISCAL YEAR: 2021/2022

AQUATICS - Pre-qualified				
Facility	Address	Region	CD	Estimated Total Swim Lessons + Sports Teams
1 John C. Argue Swim Stadium	3980 Bill Robertson Lane, Los Angeles, CA 90037	Expo	9	\$ 129,100
2 Algin Sutton Pool	8800 S. Hoover St., Los Angeles, CA 90044	Pacific	8	\$ 129,100
3 109th Pool	1500 E. 109th St., Los Angeles, CA 90059	Pacific	15	\$ 57,400
4 South Park Pool	345 East 51st St., Los Angeles, CA 90011	Pacific	9	\$ 62,350
5 Fremont Pool	7630 Towne Ave., Los Angeles, CA 90003	Pacific	9	\$ 120,700
6 Roosevelt Pool	456 S. Mathews St., Los Angeles, CA 90033	Metro	14	\$ 129,100
7 Central Pool	1357 East 22nd St., Los Angeles, CA 90011	Pacific	9	\$ 62,350
8 Van Ness Pool	5720 2nd Avenue, Los Angeles, CA 90043	Pacific	2	\$ 129,100
9 Downey Pool	1775 N. Spring St., Los Angeles, CA 90031	Metro	1	\$ 54,200
10 Lincoln Pool	3501 Valley Blvd, Los Angeles, CA 90031	Metro	1	\$ 129,100
11 Green Meadows Pool	431 E. 89th St., Los Angeles, CA 90003	Pacific	9	\$ 53,950
12 Sepulveda Pool	8737 Kester Ave., Panorama City, CA 91402	Valley	6	\$ 62,350
13 Costello Pool	3121 E. Olympic Blvd., Los Angeles, CA 90023	Metro	14	\$ 53,950
14 Jackie Tatum/Harvard Pool	6120 Denker St., Los Angeles, CA 90047	Pacific	8	\$ 53,950
15 Ross Snyder Pool	1501 East 41st St., Los Angeles, CA 90011	Pacific	9	\$ 62,350
16 Pecan Pool	120 S. Gless St., Los Angeles, CA 90033	Metro	14	\$ 53,950
17 Sun Valley Pool	8123 Vineland Ave., Sun Valley, CA 91352	Valley	6	\$ 62,100
18 Echo Deep Pool	1419 Colton St., Los Angeles, CA 90026	Metro	1	\$ 129,100
19 Hollywood Pool	1122 Cole Ave., Los Angeles, CA 90038	Pacific	13	\$ 62,100
20 Celes King III Pool	5001 Rodeo Rd, Los Angeles, CA 90016	Pacific	10	\$ 121,900
21 Highland Pool	6150 N. Piedmont Avenue, Los Angeles, CA 90042	Metro	1	\$ 62,350
22 EG Roberts Pool	4526 W. Pico Blvd., Los Angeles, CA 90019	Pacific	10	\$ 120,700
23 Hubert Humphrey Pool	12560 Filmore St., Pacoima, CA 91331	Valley	7	\$ 121,900
24 Harbor Pool	1221 N. Figueroa Pl., Wilmington, CA 90744	Pacific	15	\$ 62,350
25 Sylmar Pool	13109 Borden Ave, Los Angeles, CA 91342	Valley	7	\$ 62,350

PROJECT PLAN

YOUTH SPORT PARTNERSHIP



Attachment 4a: Detail Aquatics

DOCUMENT NO.: LA28-002
FISCAL YEAR: 2021/2022

AQUATICS - Pre-qualified					
26	Richard Alatorre Pool	4721 Klamath St., Los Angeles, CA 90032	Metro	14	\$ 120,700
27	Valley Plaza Pool	6715 Laurelgrove Ave., North Hollywood, CA 91606	Valley	2	\$ 62,350
28	Glassell Pool	3704 Verdugo Rd., Los Angeles, CA 90065	Metro	1	\$ 130,300
29	Reseda Pool	18411 Victory Blvd, Reseda, CA 91335	Valley	3	\$ 62,100
30	Banning Pool	1450 N. Avalon Blvd., Wilmington, CA 90744	Pacific	15	\$ 120,700
31	Fernangeles Pool	8851 Laurel Canyon Blvd, Sun Valley, CA 91352	Valley	6	\$ 62,350
32	North Hollywood Pool	5301 Tujunga Ave., North Hollywood, CA 91601	Valley	2	\$ 53,950
33	Cleveland Pool	8120 Vanalden Ave., Reseda, CA 91335	Valley	3	\$ 120,700
34	Hey Rookie Pool	3601 S. Gaffey St., San Pedro, CA 90731	Pacific	15	\$ 121,900
35	Lanark Pool	21817 Strathern St., Canoga Park, CA 91304	Valley	3	\$ 62,100
36	Ritchie Valens Pool	10731 Laurel Canyon Blvd., Pacoima, CA 91331	Valley	7	\$ 62,350
37	Verdugo Hills Pool	10654 Irma Ave., Tujunga, CA 91042	Valley	7	\$ 64,200
38	LACES Pool	5931 W. 18th St., Los Angeles, CA 90035	Pacific	10	\$ 120,700
Subtotal Aquatics - Pre-qualified					\$ 3,312,250

**PROJECT PLAN
YOUTH SPORT PARTNERSHIP**



Attachment 4a: Detail Aquatics

DOCUMENT NO.: LA28-002
FISCAL YEAR: 2021/2022

AQUATICS Non pre-qualified (with self certification)				Summer 2018 (6/1/18 - 8/31/18) Actual Enrollment (Baseline) Totals				Fall 2018 (9/1/18 - 12/31/18) Actual Enrollment (Baseline) Totals			
Facility	Address	Region	CD	Actual Enrollment (Baseline) - Swim Lessons	Actual Enrollment (Baseline) Swim Team	Actual Enrollment (Baseline) Dive, Synchro, Water Polo Teams	Actual (Baseline) Total Enrollment	Actual Enrollment (Baseline) - Swim Lessons	Actual Enrollment (Baseline) Swim Team	Actual Enrollment (Baseline) Dive, Synchro, Water Polo Teams	Actual (Baseline) Total Enrollment
1 Yosemite Pool	1840 Yosemite Dr., Los Angeles, CA 90041	Metro	14	599	21	22	642				0
2 Stoner Park Pool	1835 Stoner Ave., Los Angeles, CA 90025	Pacific	11	365			365				0
3 Granada Hills Pool	16730 Chatsworth St., Granada Hills, CA 91344	Valley	12	733			733				0
4 Westwood Pool	1350 Sepulveda Blvd., Los Angeles, CA 90025	Pacific	5	391	51	48	490	81	44	10	135
5 Woodland Hills Pool	5858 Shoup Ave., Woodland Hills, CA 91367	Valley	3	965	19	12	996				0
6 Westchester Pool	9100 Lincoln Blvd., Los Angeles, CA 90045	Pacific	11	775			775				0
7 Van Nuys Sherman Oaks Pool	14021 Huston St., Van Nuys, CA 91423	Valley	4	1136	57	101	1,294	108	51	96	255
8 Peck Park Pool	560 N. Western Ave., San Pedro, CA 90732	Pacific	15	0			0				0
9 Northridge Pool	10058 Reseda Blvd., Northridge, CA 91324	Valley	12	663			663				0
10 Griffith Park Pool	3401 Riverside Dr., Los Angeles, CA 90027	Metro	4	896			896				0
11 Venice High School Indoor Pool	2490 Walgrove Ave., Los Angeles, CA 90066	Pacific	11	921	66	69	1,056	81	70	20	171
12 Pan Pacific Park Pool	141 S. Gardner St., Los Angeles, CA 90036	Pacific	4	416			416				0
13 Mar Vista Pool	11655 Palms Blvd., Los Angeles, CA 90066	Pacific	11	613			613				0
14 Cheviot Hills Pool	2693 Motor Ave., Los Angeles, CA 90064	Pacific	5	357		2	359				0
15 Rustic Canyon Pool	601 Latimer Rd., Pacific Palisades, CA 90402	Pacific	11	48			48				0
Subtotal Aquatics - Non pre-qualified (with self certification)				8878	214	254	9346	270	165	126	561
Total Aquatics				36073	1064	1009	38146	2159	670	219	3048

**PROJECT PLAN
YOUTH SPORT PARTNERSHIP**



Attachment 4a: Detail Aquatics

DOCUMENT NO.: LA28-002
FISCAL YEAR: 2021/2022

AQUATICS Non pre-qualified (with self certification)				Winter 2019 (1/1/19 - 3/31/19) Actual Enrollment (Baseline) Totals				Spring 2019 (4/1/19 - 5/31/19) Actual Enrollment (Baseline) Totals			
Facility	Address	Region	CD	Actual Enrollment (Baseline) - Swim Lessons	Actual Enrollment (Baseline) Swim Team	Actual Enrollment (Baseline) Dive, Synchro, Water Polo Teams	Actual (Baseline) Total Enrollment	Actual Enrollment (Baseline) - Swim Lessons	Actual Enrollment (Baseline) Swim Team	Actual Enrollment (Baseline) Dive, Synchro, Water Polo Teams	Actual (Baseline) Total Enrollment
1 Yosemite Pool	1840 Yosemite Dr., Los Angeles, CA 90041	Metro	14				0				0
2 Stoner Park Pool	1835 Stoner Ave., Los Angeles, CA 90025	Pacific	11				0				0
3 Granada Hills Pool	16730 Chatsworth St., Granada Hills, CA 91344	Valley	12				0				0
4 Westwood Pool	1350 Sepulveda Blvd., Los Angeles, CA 90025	Pacific	5	68		25	93	5			5
5 Woodland Hills Pool	5858 Shoup Ave., Woodland Hills, CA 91367	Valley	3				0				0
6 Westchester Pool	9100 Lincoln Blvd., Los Angeles, CA 90045	Pacific	11				0				0
7 Van Nuys Sherman Oaks Pool	14021 Huston St., Van Nuys, CA 91423	Valley	4	59		91	150	147			147
8 Peck Park Pool	560 N. Western Ave., San Pedro, CA 90732	Pacific	15				0				0
9 Northridge Pool	10058 Reseda Blvd., Northridge, CA 91324	Valley	12				0				0
10 Griffith Park Pool	3401 Riverside Dr., Los Angeles, CA 90027	Metro	4				0				0
11 Venice High School Indoor Pool	2490 Walgrove Ave., Los Angeles, CA 90066	Pacific	11	36		59	95	60			60
12 Pan Pacific Park Pool	141 S. Gardner St., Los Angeles, CA 90036	Pacific	4				0				0
13 Mar Vista Pool	11655 Palms Blvd., Los Angeles, CA 90066	Pacific	11				0				0
14 Cheviot Hills Pool	2693 Motor Ave., Los Angeles, CA 90064	Pacific	5				0				0
15 Rustic Canyon Pool	601 Latimer Rd., Pacific Palisades, CA 90402	Pacific	11				0				0
Subtotal Aquatics - Non pre-qualified (with self certification)				163	0	175	338	212	0	0	212
Total Aquatics				1097	49	617	1763	1369	0	0	1369

**PROJECT PLAN
YOUTH SPORT PARTNERSHIP**



Attachment 4a: Detail Aquatics

DOCUMENT NO.: LA28-002
FISCAL YEAR: 2021/2022

AQUATICS Non pre-qualified (with self certification)				FY 2018/2019 (6/1/18 - 5/31/19) Actual Enrollment (Baseline) Totals			
Facility	Address	Region	CD	Actual Enrollment (Baseline) - Swim Lessons	Actual Enrollment (Baseline) Swim Team	Actual Enrollment (Baseline) Dive, Synchro, Water Polo Teams	Actual (Baseline) Total Enrollment
1 Yosemite Pool	1840 Yosemite Dr., Los Angeles, CA 90041	Metro	14	599	21	22	642
2 Stoner Park Pool	1835 Stoner Ave., Los Angeles, CA 90025	Pacific	11	365	0	0	365
3 Granada Hills Pool	16730 Chatsworth St., Granada Hills, CA 91344	Valley	12	733	0	0	733
4 Westwood Pool	1350 Sepulveda Blvd., Los Angeles, CA 90025	Pacific	5	545	95	83	723
5 Woodland Hills Pool	5858 Shoup Ave., Woodland Hills, CA 91367	Valley	3	965	19	12	996
6 Westchester Pool	9100 Lincoln Blvd., Los Angeles, CA 90045	Pacific	11	775	0	0	775
7 Van Nuys Sherman Oaks Pool	14021 Huston St., Van Nuys, CA 91423	Valley	4	1450	108	288	1,846
8 Peck Park Pool	560 N. Western Ave., San Pedro, CA 90732	Pacific	15	0	0	0	0
9 Northridge Pool	10058 Reseda Blvd., Northridge, CA 91324	Valley	12	663	0	0	663
10 Griffith Park Pool	3401 Riverside Dr., Los Angeles, CA 90027	Metro	4	896	0	0	896
11 Venice High School Indoor Pool	2490 Walgrove Ave., Los Angeles, CA 90066	Pacific	11	1098	136	148	1,382
12 Pan Pacific Park Pool	141 S. Gardner St., Los Angeles, CA 90036	Pacific	4	416	0	0	416
13 Mar Vista Pool	11655 Palms Blvd., Los Angeles, CA 90066	Pacific	11	613	0	0	613
14 Cheviot Hills Pool	2693 Motor Ave., Los Angeles, CA 90064	Pacific	5	357	0	2	359
15 Rustic Canyon Pool	601 Latimer Rd., Pacific Palisades, CA 90402	Pacific	11	48	0	0	48
Subtotal Aquatics - Non pre-qualified (with self certification)				9523	379	555	10457
Total Aquatics				40698	1783	1845	44326

Summer 2021:		
Estimated Total Enrollment	Estimated Enrollment -Swim Lessons	Estimated Enrollment - Swim Team
820	770	20
730	710	20
830	800	20
680	620	20
690	650	20
830	800	20
800	740	20
700	650	20
710	680	20
830	800	20
680	620	20
830	800	20
830	800	20
730	710	20
11520	10950	300
40660	38470	1060

PROJECT PLAN
YOUTH SPORT PARTNERSHIP



Attachment 4a: Detail Aquatics

DOCUMENT NO.: LA28-002
FISCAL YEAR: 2021/2022

AQUATICS Non pre-qualified (with self certification)				Lessons (6/21/21 - 8/27/21); Teams (6/21/21 - 8/27/21) Estimated Enrollment Totals				
Facility	Address	Region	CD	Estimated Enrollment - Dive, Synchro, Water Polo Teams	Estimated \$ Swim Lessons \$70	Estimated \$ Swim Team \$ 225	Estimated \$ - Dive, Synchro, Water Polo Teams \$ 185	Estimated Total Swim Lessons + Sports Teams
1 Yosemite Pool	1840 Yosemite Dr., Los Angeles, CA 90041	Metro	14	30	\$ 53,900	\$ 4,500	\$ 5,550	\$ 63,950
2 Stoner Park Pool	1835 Stoner Ave., Los Angeles, CA 90025	Pacific	11	0	\$ 49,700	\$ 4,500	\$ -	\$ 54,200
3 Granada Hills Pool	16730 Chatsworth St., Granada Hills, CA 91344	Valley	12	10	\$ 56,000	\$ 4,500	\$ 1,850	\$ 62,350
4 Westwood Pool	1350 Sepulveda Blvd., Los Angeles, CA 90025	Pacific	5	40	\$ 43,400	\$ 4,500	\$ 7,400	\$ 55,300
5 Woodland Hills Pool	5858 Shoup Ave., Woodland Hills, CA 91367	Valley	3	20	\$ 45,500	\$ 4,500	\$ 3,700	\$ 53,700
6 Westchester Pool	9100 Lincoln Blvd., Los Angeles, CA 90045	Pacific	11	10	\$ 56,000	\$ 4,500	\$ 1,850	\$ 62,350
7 Van Nuys Sherman Oaks Pool	14021 Huston St., Van Nuys, CA 91423	Valley	4	40	\$ 51,800	\$ 4,500	\$ 7,400	\$ 63,700
8 Peck Park Pool	560 N. Western Ave., San Pedro, CA 90732	Pacific	15	30	\$ 45,500	\$ 4,500	\$ 5,550	\$ 55,550
9 Northridge Pool	10058 Reseda Blvd., Northridge, CA 91324	Valley	12	10	\$ 47,600	\$ 4,500	\$ 1,850	\$ 53,950
10 Griffith Park Pool	3401 Riverside Dr., Los Angeles, CA 90027	Metro	4	10	\$ 56,000	\$ 4,500	\$ 1,850	\$ 62,350
11 Venice High School Indoor Pool	2490 Walgrove Ave., Los Angeles, CA 90066	Pacific	11	40	\$ 43,400	\$ 4,500	\$ 7,400	\$ 55,300
12 Pan Pacific Park Pool	141 S. Gardner St., Los Angeles, CA 90036	Pacific	4	10	\$ 56,000	\$ 4,500	\$ 1,850	\$ 62,350
13 Mar Vista Pool	11655 Palms Blvd., Los Angeles, CA 90066	Pacific	11	10	\$ 56,000	\$ 4,500	\$ 1,850	\$ 62,350
14 Cheviot Hills Pool	2693 Motor Ave., Los Angeles, CA 90064	Pacific	5	10	\$ 56,000	\$ 4,500	\$ 1,850	\$ 62,350
15 Rustic Canyon Pool	601 Latimer Rd., Pacific Palisades, CA 90402	Pacific	11	0	\$ 49,700	\$ 4,500	\$ -	\$ 54,200
Subtotal Aquatics - Non pre-qualified (with self certification)				270	\$ 766,500	\$ 67,500	\$ 49,950	\$ 883,950
Total Aquatics				1130	\$ 2,692,900	\$ 238,500	\$ 209,050	\$ 3,140,450

Estimated Total Enrollment	Estimated Enrollment -Swim Lessons
0	0
0	0
0	0
250	220
0	0
0	0
250	220
260	260
0	0
0	0
250	220
0	0
0	0
0	0
0	0
1010	920
5140	4600

**PROJECT PLAN
YOUTH SPORT PARTNERSHIP**



Attachment 4a: Detail Aquatics

DOCUMENT NO.: LA28-002
FISCAL YEAR: 2021/2022

AQUATICS Non pre-qualified (with self certification)				Fall 2021: Lessons (9/21/21 - 12/19/21); Teams (9/21/21 - 12/17/21) Estimated Enrollment Totals						
Facility	Address	Region	CD	Estimated Enrollment - Swim Team	Estimated Enrollment - Dive, Synchro, Water Polo Teams	Estimated \$ Swim Lessons \$70	Estimated \$ Swim Team \$ 225	Estimated \$ - Dive, Synchro, Water Polo Teams \$ 185	Estimated Total Swim Lessons + Sports Teams	Estimated Total Enrollment
1 Yosemite Pool	1840 Yosemite Dr., Los Angeles, CA 90041	Metro	14	0	0	\$ -	\$ -	\$ -	\$ -	10
2 Stoner Park Pool	1835 Stoner Ave., Los Angeles, CA 90025	Pacific	11	0	0	\$ -	\$ -	\$ -	\$ -	0
3 Granada Hills Pool	16730 Chatsworth St., Granada Hills, CA 91344	Valley	12	0	0	\$ -	\$ -	\$ -	\$ -	0
4 Westwood Pool	1350 Sepulveda Blvd., Los Angeles, CA 90025	Pacific	5	20	10	\$ 15,400	\$ 4,500	\$ 1,850	\$ 21,750	490
5 Woodland Hills Pool	5858 Shoup Ave., Woodland Hills, CA 91367	Valley	3	0	0	\$ -	\$ -	\$ -	\$ -	0
6 Westchester Pool	9100 Lincoln Blvd., Los Angeles, CA 90045	Pacific	11	0	0	\$ -	\$ -	\$ -	\$ -	0
7 Van Nuys Sherman Oaks Pool	14021 Huston St., Van Nuys, CA 91423	Valley	4	20	10	\$ 15,400	\$ 4,500	\$ 1,850	\$ 21,750	490
8 Peck Park Pool	560 N. Western Ave., San Pedro, CA 90732	Pacific	15	0	0	\$ 18,200	\$ -	\$ -	\$ 18,200	460
9 Northridge Pool	10058 Reseda Blvd., Northridge, CA 91324	Valley	12	0	0	\$ -	\$ -	\$ -	\$ -	0
10 Griffith Park Pool	3401 Riverside Dr., Los Angeles, CA 90027	Metro	4	0	0	\$ -	\$ -	\$ -	\$ -	0
11 Venice High School Indoor Pool	2490 Walgrove Ave., Los Angeles, CA 90066	Pacific	11	20	10	\$ 15,400	\$ 4,500	\$ 1,850	\$ 21,750	490
12 Pan Pacific Park Pool	141 S. Gardner St., Los Angeles, CA 90036	Pacific	4	0	0	\$ -	\$ -	\$ -	\$ -	0
13 Mar Vista Pool	11655 Palms Blvd., Los Angeles, CA 90066	Pacific	11	0	0	\$ -	\$ -	\$ -	\$ -	0
14 Cheviot Hills Pool	2693 Motor Ave., Los Angeles, CA 90064	Pacific	5	0	0	\$ -	\$ -	\$ -	\$ -	0
15 Rustic Canyon Pool	601 Latimer Rd., Pacific Palisades, CA 90402	Pacific	11	0	0	\$ -	\$ -	\$ -	\$ -	0
Subtotal Aquatics - Non pre-qualified (with self certification)				60	30	\$ 64,400	\$ 13,500	\$ 5,550	\$ 83,450	1940
Total Aquatics				380	160	\$ 322,000	\$ 85,500	\$ 29,600	\$ 437,100	9800

**PROJECT PLAN
YOUTH SPORT PARTNERSHIP**



Attachment 4a: Detail Aquatics

DOCUMENT NO.: LA28-002
FISCAL YEAR: 2021/2022

AQUATICS Non pre-qualified (with self certification)				Winter 2022: Lessons (1/4/22 - 4/24/22); Teams (2/1/22 - 5/20/22) Estimated Enrollment Totals						
Facility	Address	Region	CD	Estimated Enrollment -Swim Lessons	Estimated Enrollment - Swim Team	Estimated Enrollment - Dive, Synchro, Water Polo Teams	Estimated \$ Swim Lessons \$70	Estimated \$ Swim Team \$ 225	Estimated \$ - Dive, Synchro, Water Polo Teams \$ 185	Estimated Total \$Swim Lessons + Sports Teams
1 Yosemite Pool	1840 Yosemite Dr., Los Angeles, CA 90041	Metro	14	0	0	10	\$ -	\$ -	\$ 1,850	\$ 1,850
2 Stoner Park Pool	1835 Stoner Ave., Los Angeles, CA 90025	Pacific	11	0	0	0	\$ -	\$ -	\$ -	\$ -
3 Granada Hills Pool	16730 Chatsworth St., Granada Hills, CA 91344	Valley	12	0	0	0	\$ -	\$ -	\$ -	\$ -
4 Westwood Pool	1350 Sepulveda Blvd., Los Angeles, CA 90025	Pacific	5	440	20	30	\$ 30,800	\$ 4,500	\$ 5,550	\$ 40,850
5 Woodland Hills Pool	5858 Shoup Ave., Woodland Hills, CA 91367	Valley	3	0	0	0	\$ -	\$ -	\$ -	\$ -
6 Westchester Pool	9100 Lincoln Blvd., Los Angeles, CA 90045	Pacific	11	0	0	0	\$ -	\$ -	\$ -	\$ -
7 Van Nuys Sherman Oaks Pool	14021 Huston St., Van Nuys, CA 91423	Valley	4	440	20	30	\$ 30,800	\$ 4,500	\$ 5,550	\$ 40,850
8 Peck Park Pool	560 N. Western Ave., San Pedro, CA 90732	Pacific	15	440	0	20	\$ 30,800	\$ -	\$ 3,700	\$ 34,500
9 Northridge Pool	10058 Reseda Blvd., Northridge, CA 91324	Valley	12	0	0	0	\$ -	\$ -	\$ -	\$ -
10 Griffith Park Pool	3401 Riverside Dr., Los Angeles, CA 90027	Metro	4	0	0	0	\$ -	\$ -	\$ -	\$ -
11 Venice High School Indoor Pool	2490 Walgrove Ave., Los Angeles, CA 90066	Pacific	11	440	20	30	\$ 30,800	\$ 4,500	\$ 5,550	\$ 40,850
12 Pan Pacific Park Pool	141 S. Gardner St., Los Angeles, CA 90036	Pacific	4	0	0	0	\$ -	\$ -	\$ -	\$ -
13 Mar Vista Pool	11655 Palms Blvd., Los Angeles, CA 90066	Pacific	11	0	0	0	\$ -	\$ -	\$ -	\$ -
14 Cheviot Hills Pool	2693 Motor Ave., Los Angeles, CA 90064	Pacific	5	0	0	0	\$ -	\$ -	\$ -	\$ -
15 Rustic Canyon Pool	601 Latimer Rd., Pacific Palisades, CA 90402	Pacific	11	0	0	0	\$ -	\$ -	\$ -	\$ -
Subtotal Aquatics - Non pre-qualified (with self certification)				1760	60	120	\$ 123,200	\$ 13,500	\$ 22,200	\$ 158,900
Total Aquatics				8800	380	620	\$ 616,000	\$ 85,500	\$ 114,700	\$ 816,200

**PROJECT PLAN
YOUTH SPORT PARTNERSHIP**



Attachment 4a: Detail Aquatics

DOCUMENT NO.: LA28-002
FISCAL YEAR: 2021/2022

AQUATICS Non pre-qualified (with self certification)				Spring 2022: Lessons (4/26/22 - 5/22/22) Estimated Enrollment Totals							
Facility	Address	Region	CD	Estimated Total Enrollment	Estimated Enrollment -Swim Lessons	Estimated Enrollment - Swim Team	Estimated Enrollment - Dive, Synchro, Water Polo Teams	Estimated \$ Swim Lessons \$70	Estimated \$ Swim Team \$ 225	Estimated \$ - Dive, Synchro, Water Polo Teams \$ 185	Estimated Total Swim Lessons + Sports Teams
1 Yosemite Pool	1840 Yosemite Dr., Los Angeles, CA 90041	Metro	14	0	0	0	0	\$ -	\$ -	\$ -	\$ -
2 Stoner Park Pool	1835 Stoner Ave., Los Angeles, CA 90025	Pacific	11	0	0	0	0	\$ -	\$ -	\$ -	\$ -
3 Granada Hills Pool	16730 Chatsworth St., Granada Hills, CA 91344	Valley	12	0	0	0	0	\$ -	\$ -	\$ -	\$ -
4 Westwood Pool	1350 Sepulveda Blvd., Los Angeles, CA 90025	Pacific	5	40	40	0	0	\$ 2,800	\$ -	\$ -	\$ 2,800
5 Woodland Hills Pool	5858 Shoup Ave., Woodland Hills, CA 91367	Valley	3	0	0	0	0	\$ -	\$ -	\$ -	\$ -
6 Westchester Pool	9100 Lincoln Blvd., Los Angeles, CA 90045	Pacific	11	0	0	0	0	\$ -	\$ -	\$ -	\$ -
7 Van Nuys Sherman Oaks Pool	14021 Huston St., Van Nuys, CA 91423	Valley	4	40	40	0	0	\$ 2,800	\$ -	\$ -	\$ 2,800
8 Peck Park Pool	560 N. Western Ave., San Pedro, CA 90732	Pacific	15	40	40	0	0	\$ 2,800	\$ -	\$ -	\$ 2,800
9 Northridge Pool	10058 Reseda Blvd., Northridge, CA 91324	Valley	12	0	0	0	0	\$ -	\$ -	\$ -	\$ -
10 Griffith Park Pool	3401 Riverside Dr., Los Angeles, CA 90027	Metro	4	0	0	0	0	\$ -	\$ -	\$ -	\$ -
11 Venice High School Indoor Pool	2490 Walgrove Ave., Los Angeles, CA 90066	Pacific	11	40	40	0	0	\$ 2,800	\$ -	\$ -	\$ 2,800
12 Pan Pacific Park Pool	141 S. Gardner St., Los Angeles, CA 90036	Pacific	4	0	0	0	0	\$ -	\$ -	\$ -	\$ -
13 Mar Vista Pool	11655 Palms Blvd., Los Angeles, CA 90066	Pacific	11	0	0	0	0	\$ -	\$ -	\$ -	\$ -
14 Cheviot Hills Pool	2693 Motor Ave., Los Angeles, CA 90064	Pacific	5	0	0	0	0	\$ -	\$ -	\$ -	\$ -
15 Rustic Canyon Pool	601 Latimer Rd., Pacific Palisades, CA 90402	Pacific	11	0	0	0	0	\$ -	\$ -	\$ -	\$ -
Subtotal Aquatics - Non pre-qualified (with self certification)				160	160	0	0	\$ 11,200	\$ -	\$ -	\$ 11,200
Total Aquatics				800	800	0	0	\$ 56,000	\$ -	\$ -	\$ 56,000

**PROJECT PLAN
YOUTH SPORT PARTNERSHIP**



Attachment 4a: Detail Aquatics

DOCUMENT NO.: LA28-002
FISCAL YEAR: 2021/2022

AQUATICS Non pre-qualified (with self certification)			
Facility	Address	Region	CD
1 Yosemite Pool	1840 Yosemite Dr., Los Angeles, CA 90041	Metro	14
2 Stoner Park Pool	1835 Stoner Ave., Los Angeles, CA 90025	Pacific	11
3 Granada Hills Pool	16730 Chatsworth St., Granada Hills, CA 91344	Valley	12
4 Westwood Pool	1350 Sepulveda Blvd., Los Angeles, CA 90025	Pacific	5
5 Woodland Hills Pool	5858 Shoup Ave., Woodland Hills, CA 91367	Valley	3
6 Westchester Pool	9100 Lincoln Blvd., Los Angeles, CA 90045	Pacific	11
7 Van Nuys Sherman Oaks Pool	14021 Huston St., Van Nuys, CA 91423	Valley	4
8 Peck Park Pool	560 N. Western Ave., San Pedro, CA 90732	Pacific	15
9 Northridge Pool	10058 Reseda Blvd., Northridge, CA 91324	Valley	12
10 Griffith Park Pool	3401 Riverside Dr., Los Angeles, CA 90027	Metro	4
11 Venice High School Indoor Pool	2490 Walgrove Ave., Los Angeles, CA 90066	Pacific	11
12 Pan Pacific Park Pool	141 S. Gardner St., Los Angeles, CA 90036	Pacific	4
13 Mar Vista Pool	11655 Palms Blvd., Los Angeles, CA 90066	Pacific	11
14 Cheviot Hills Pool	2693 Motor Ave., Los Angeles, CA 90064	Pacific	5
15 Rustic Canyon Pool	601 Latimer Rd., Pacific Palisades, CA 90402	Pacific	11
Subtotal Aquatics - Non pre-qualified (with self certification)			
Total Aquatics			

FY 2021/2022 (6/1/21 - 5/31/22) Estimated Enrollment Totals						
Estimated Total Enrollment	Estimated Enrollment -Swim Lessons	Estimated Enrollment - Swim Team	Estimated Enrollment - Dive, Synchro, Water Polo Teams	Estimated \$ Swim Lessons \$70	Estimated \$ Swim Team \$ 225	Estimated \$ - Dive, Synchro, Water Polo Teams \$ 185
830	770	20	40	\$ 53,900	\$ 4,500	\$ 7,400
730	710	20	0	\$ 49,700	\$ 4,500	\$ -
830	800	20	10	\$ 56,000	\$ 4,500	\$ 1,850
1,460	1,320	60	80	\$ 92,400	\$ 13,500	\$ 14,800
690	650	20	20	\$ 45,500	\$ 4,500	\$ 3,700
830	800	20	10	\$ 56,000	\$ 4,500	\$ 1,850
1,580	1,440	60	80	\$ 100,800	\$ 13,500	\$ 14,800
1,460	1,390	20	50	\$ 97,300	\$ 4,500	\$ 9,250
710	680	20	10	\$ 47,600	\$ 4,500	\$ 1,850
830	800	20	10	\$ 56,000	\$ 4,500	\$ 1,850
1,460	1,320	60	80	\$ 92,400	\$ 13,500	\$ 14,800
830	800	20	10	\$ 56,000	\$ 4,500	\$ 1,850
830	800	20	10	\$ 56,000	\$ 4,500	\$ 1,850
830	800	20	10	\$ 56,000	\$ 4,500	\$ 1,850
730	710	20	0	\$ 49,700	\$ 4,500	\$ -
14630	13790	420	420	\$ 965,300	\$ 94,500	\$ 77,700
56400	52670	1820	1910	\$ 3,686,900	\$ 409,500	\$ 353,350

**PROJECT PLAN
YOUTH SPORT PARTNERSHIP**



Attachment 4a: Detail Aquatics

DOCUMENT NO.: LA28-002
FISCAL YEAR: 2021/2022

AQUATICS Non pre-qualified (with self certification)				
Facility	Address	Region	CD	Estimated Total Swim Lessons + Sports Teams
1 Yosemite Pool	1840 Yosemite Dr., Los Angeles, CA 90041	Metro	14	\$ 65,800
2 Stoner Park Pool	1835 Stoner Ave., Los Angeles, CA 90025	Pacific	11	\$ 54,200
3 Granada Hills Pool	16730 Chatsworth St., Granada Hills, CA 91344	Valley	12	\$ 62,350
4 Westwood Pool	1350 Sepulveda Blvd., Los Angeles, CA 90025	Pacific	5	\$ 120,700
5 Woodland Hills Pool	5858 Shoup Ave., Woodland Hills, CA 91367	Valley	3	\$ 53,700
6 Westchester Pool	9100 Lincoln Blvd., Los Angeles, CA 90045	Pacific	11	\$ 62,350
7 Van Nuys Sherman Oaks Pool	14021 Huston St., Van Nuys, CA 91423	Valley	4	\$ 129,100
8 Peck Park Pool	560 N. Western Ave., San Pedro, CA 90732	Pacific	15	\$ 111,050
9 Northridge Pool	10058 Reseda Blvd., Northridge, CA 91324	Valley	12	\$ 53,950
10 Griffith Park Pool	3401 Riverside Dr., Los Angeles, CA 90027	Metro	4	\$ 62,350
11 Venice High School Indoor Pool	2490 Walgrove Ave., Los Angeles, CA 90066	Pacific	11	\$ 120,700
12 Pan Pacific Park Pool	141 S. Gardner St., Los Angeles, CA 90036	Pacific	4	\$ 62,350
13 Mar Vista Pool	11655 Palms Blvd., Los Angeles, CA 90066	Pacific	11	\$ 62,350
14 Cheviot Hills Pool	2693 Motor Ave., Los Angeles, CA 90064	Pacific	5	\$ 62,350
15 Rustic Canyon Pool	601 Latimer Rd., Pacific Palisades, CA 90402	Pacific	11	\$ 54,200
Subtotal Aquatics - Non pre-qualified (with self certification)				\$ 1,137,500
Total Aquatics				\$ 4,449,750

**PROJECT PLAN
YOUTH SPORT PARTNERSHIP**



Attachment 4b: Aquatics Activity

DOCUMENT NO.:

LA28-002

FISCAL YEAR:

2021/2022

	AQUATICS - Pre-qualified		CLASSES				TEAMS			Grand Total
	Swim Lessons	Total Swim Lessons	Swim	Dive	Artistic Swim	Water Polo	Total Teams			
1 John C. Argue Swim Stadium	1,440	1,440	60	20	20	40	140	1,580		
2 Algin Sutton Pool	1,440	1,440	60	20	20	40	140	1,580		
3 109th Pool	650	650	20	20	20	-	60	710		
4 South Park Pool	800	800	20	-	10	-	30	830		
5 Fremont Pool	1,320	1,320	60	20	20	40	140	1,460		
6 Roosevelt Pool	1,440	1,440	60	20	20	40	140	1,580		
7 Central Pool	800	800	20	-	10	-	30	830		
8 Van Ness Pool	1,440	1,440	60	20	20	40	140	1,580		
9 Downey Pool	710	710	20	-	-	-	20	730		
10 Lincoln Pool	1,440	1,440	60	20	20	40	140	1,580		
11 Green Meadows Pool	680	680	20	-	10	-	30	710		
12 Sepulveda Pool	800	800	20	-	10	-	30	830		
13 Costello Pool	680	680	20	-	10	-	30	710		
14 Jackie Tatum/Harvard Pool	680	680	20	-	10	-	30	710		
15 Ross Snyder Pool	800	800	20	-	10	-	30	830		
16 Pecan Pool	680	680	20	-	10	-	30	710		
17 Sun Valley Pool	770	770	20	10	10	-	40	810		
18 Echo Deep Pool	1,440	1,440	60	20	20	40	140	1,580		
19 Hollywood Pool	770	770	20	10	10	-	40	810		
20 Celes King III Pool	1,390	1,390	60	-	20	40	120	1,510		
21 Highland Pool	800	800	20	-	10	-	30	830		
22 EG Roberts Pool	1,320	1,320	60	20	20	40	140	1,460		
23 Hubert Humphrey Pool	1,390	1,390	60	-	20	40	120	1,510		
24 Harbor Pool	800	800	20	-	10	-	30	830		
25 Sylmar Pool	800	800	20	-	10	-	30	830		
26 Richard Alatorre Pool	1,320	1,320	60	20	20	40	140	1,460		
27 Valley Plaza Pool	800	800	20	-	10	-	30	830		
28 Glassell Pool	1,510	1,510	60	-	20	40	120	1,630		
29 Reseda Pool	770	770	20	10	10	-	40	810		
30 Banning Pool	1,320	1,320	60	20	20	40	140	1,460		
31 Fernangeles Pool	800	800	20	-	10	-	30	830		
32 North Hollywood Pool	680	680	20	-	10	-	30	710		
33 Cleveland Pool	1,320	1,320	60	20	20	40	140	1,460		
34 Hey Rookie Pool	1,390	1,390	60	-	20	40	120	1,510		
35 Lanark Pool	770	770	20	10	10	-	40	810		
36 Ritchie Valens Pool	800	800	20	-	10	-	30	830		
37 Verdugo Hills Pool	800	800	20	-	20	-	40	840		
38 LACES Pool	1,320	1,320	60	20	20	40	140	1,460		
Grand Total	38,880	38,880	1,400	300	550	640	2,890	41,770		

AQUATICS TEAM SPORTS

Direct Costs - US Swim Team (per quarter)/Other sports (per season)					
Line Item	Swim team	Dive	Synchro	Water polo	Description
Trophy	\$13.00	\$13.00	\$13.00	\$13.00	All youth receive an item to recognize their participation. Teams that win 1st and 2nd place typically receive large trophies. Some sports participants receive medals and others may receive shirts.
Lifeguard Instructor (Coach)	\$122.00	\$122.00	\$122.00	\$122.00	Lifeguard that will be coaching the sport. (US level swim team, novice level dive/water polo/synchro. US level team requires longer workouts/training.)
Officials	\$20.00	\$20.00	\$20.00	\$20.00	The cost per official depends on the sport and background of the official (experience/certification). The cost can range between \$20 and \$40.
Pre & Post Season Event	\$20.00	\$20.00	\$20.00	\$20.00	Every quarter, facilities host opening and closing day events for each sport to generate excitement and acknowledge all kids participating in the program.
Uniform	\$30.00	\$10.00	\$10.00	\$10.00	All teams receive team shirt, swim suit, snorkel, swim cap once/season
USA Membership	\$20.00				
Total	\$ 225.00	\$ 185.00	\$185.00	\$185.00	

Equipment Costs - Year-round facility (16)					
Colorado Timing System -Dolphin Starting Unit	\$ 5,000.00	\$ -	\$ -	\$ -	- 8 lane timing system w/portable scoreboard
backstroke flags 60' (set 4)	\$ 541.76	\$ -	\$ -	\$ -	- backstroke flags
backstroke flag poles (set 4)	\$ 1,799.80	\$ -	\$ -	\$ -	- Kiefer Schedule 40
coaches stopwatch (set) x2	\$ 120.00	\$ -	\$ -	\$ -	- Ultek 495 100 digital stopwatch
deck timer stopwatch (set) x6	\$ 84.00	\$ -	\$ -	\$ -	- Mach 1 economy stopwatch
stretch cords w/ Paddles (Set) x20	\$ 1,090.00	\$ -	\$ -	\$ -	- Dryland training - Simulating swimming outside of the water to assist building sregnth Nz manufacturing
stretch cords (set) x40	\$ 640.00	\$ -	\$ -	\$ -	- Dryland training - Simulating swimming outside of the water to assist building sregnth Nz manufacturing
long/short belts (set) x20	\$ 1,250.00	\$ -	\$ -	\$ -	- In water training - Simulating swimming outside of the water to assist building sregnth Nz manufacturing
jump ropes (set of 36)	\$ 180.00	\$ -	\$ -	\$ -	- BSN Dryland training- speed work and cardio development
drag chutes (set) x20	\$ 800.00	\$ -	\$ -	\$ -	- In water training- power, speed work and cardio development building sregnth Nz manufacturing
medicine balls (20)	\$ 1,000.00	\$ -	\$ -	\$ -	- Smash Ball medicine balls
hanging workout mats (20)	\$ 1,000.00	\$ -	\$ -	\$ -	- workout mats (hanging)
Swim paddles(set of 40)	\$ 680.00	\$ -	\$ -	\$ -	
Short/long fins (set of 40)	\$ 1,280.00	\$ -	\$ -	\$ -	
Total	\$ 15,465.56	\$ -	\$ -	\$ -	

Equipment Costs - Seasonal facility (22)					
power start starting block (set of 2)	\$3,600.00	\$ -	\$ -	\$ -	- portable swim starting block
backstroke flags 60' (set 4)	\$541.76	\$ -	\$ -	\$ -	- backstroke flags
backstroke flag poles (set 4)	\$1,799.80	\$ -	\$ -	\$ -	- Kiefer Schedule 40
coaches stopwatch (set) x2	\$120.00	\$ -	\$ -	\$ -	- Ultek 495 100 digital stopwatch
deck timer stopwatch (set)X 6	\$84.00	\$ -	\$ -	\$ -	- Mach 1 economy stopwatch
stretch cords w/ Paddles (set) 20	\$1,090.00	\$ -	\$ -	\$ -	- Dryland training - Simulating swimming outside of the water to assist building sregnth Nz manufacturing
stretch cords (set) x40	\$640.00	\$ -	\$ -	\$ -	- Dryland training - Simulating swimming outside of the water to assist building sregnth Nz manufacturing
long/short belts (set) x20	\$1,250.00	\$ -	\$ -	\$ -	- In water training - Simulating swimming outside of the water to assist building sregnth Nz manufacturing
jump ropes (set of 36)	\$180.00	\$ -	\$ -	\$ -	- BSN Dryland training- speed work and cardio development
drag chutes (set) x20	\$800.00	\$ -	\$ -	\$ -	- In water training- power, speed work and cardio development building sregnth Nz manufacturing
medicine balls (20)	\$1,000.00	\$ -	\$ -	\$ -	- Smash Ball medicine balls
hanging workout mats (20)	\$1,000.00	\$ -	\$ -	\$ -	- workout mats (hanging)
Swim paddles(set of 40)	\$680.00	\$ -	\$ -	\$ -	
Short/long fins (set of 40)	\$1,280.00	\$ -	\$ -	\$ -	
Total	\$14,065.56	\$ -	\$ -	\$ -	

AQUATICS SWIM LESSONS

Direct Costs - Aquatics Class		
Line Item	Cost (Class - Aquatics) 38 Facilities	Description
Class instructor	\$70.00	lesson.
Total	\$70.00	

Equipment	Cost (Class - Aquatics)	Description
Kickboards (set of 10)	\$195.00	
Pull buoys (set of 10)	\$142.50	
Swim noodles (set of 10)	\$38.20	
Dive rings toys (set of 12)	\$36.75	
Dive Animals sticks toys (set of 12)	\$35.70	
Lincoln Swim Platform (set of 2)	\$600.00	Tiny Tots/ Parent & Child
Swim Trainer (Set 10)	\$200.00	
Total	\$1,248.15	

**PROJECT PLAN
YOUTH SPORT PARTNERSHIP**



Attachment 5: List of Teqball Sites

DOCUMENT NO.: LA28-002
FISCAL YEAR: 2021/2022

Teqball : List of Sites				
	Facility	Address	Region	CD
1	Lincoln Heights R.C.	2303 Workman Street Los Angeles, CA 90033	Metro	1
2	Downey R.C.	1772 North Spring Street Los Angeles, CA 90031	Metro	1
3	Cypress Park R.C.	2630 Pepper Avenue Los Angeles, CA 90065	Metro	1
4	Reseda R.C.	18411 Victory Blvd. Reseda, CA 91335	Valley	3
5	Lanark R.C.	21816 Lanark Street Canoga Park, CA 91305	Valley	3
6	Algin Sutton R.C.	8800 S. Hoover Street Los Angeles, CA 90044	Pacific	8
7	Expo Center/Roy Anderson R.C.	3980 S Bill Robertson Lane Los Angeles, CA 90037	Expo	9
8	South Park R.C.	345 East 51st Street Los Angeles, CA 90011	Pacific	9
9	Ross Snyder R.C.	1501 East 41st Street Los Angeles, CA 90011	Pacific	9
10	Lafayette Multi-Purpose Community Center	625 S Lafayette Park Place Los Angeles, CA 90057	Metro	10
11	Seoul International Park	3250 San Marino Street Los Angeles, CA 90006	Pacific	10
12	Vineyard R.C.	2942 Vineyard Avenue Los Angeles, CA 90016	Pacific	10
13	Queen Anne R.C.	1240 West Blvd. Los Angeles, CA 90019	Metro	10
14	Bellevue R.C.	826 Lucile Avenue Los Angeles, CA 90026	Metro	13
15	Pecan R.C.	127 South Pecan Street Los Angeles, CA 90033	Metro	14
16	Rosecrans R.C.	840 W. 149th Street Gardena, CA 90247	Pacific	15
17	Normandale R.C.	22400 S. Halldale Avenue Los Angeles, CA 90501	Pacific	15
18	Poinsettia R.C.	7341 Wiloughby Ave. Los Angeles, CA 90046	Metro	5
19	Eagle Rock R.C.	1100 Eagle Vista Drive Los Angeles, CA 90041	Metro	14
20	Westchester R.C.	7000 W. Manchester Ave. Los Angeles, CA 90045	Pacific	11
21	Robertson R.C.	1641 Preuss Rd. Los Angeles, CA 90035	Pacific	5
22	Palms R.C.	2950 Overland Ave Los Angeles, CA 90064	Valley	5
23	Stoner R.C.	1835 Stoner Ave. Los Angeles, CA 90025	Valley	11
24	Rustic Canyon R.C.	601 Latimer Rd. Santa Monica, CA 90402	Valley	11
25	Penmar RC	1341 Lake St, Venice, CA 90291	Valley	11
26	Mar Vista R.C.	11430 Woodbine St, Los Angeles, CA 90066	Valley	11
27	Cheviot Hills R.C.	2551 Motor Ave, Los Angeles, CA 90064	Valley	5
28	Westwood R.C.	1350 S Sepulveda Blvd, Los Angeles, CA 90025	Valley	5
29	Hansen Dam	11798 Foothill Blvd. Lake View Terrace, CA 91342	Valley	7

Track & Field

INSTRUCTOR COST							
ACTIVITIES	NO. OF PARTICIPANTS (per Quarter)	COST PER INSTRUCTOR/COACH PER SITE	Duration	No. of Sites	TOTAL INSTRUCTOR COSTS(per Quarter)	TOTAL INSTRUCTOR COSTS(per Year)	COST PER PARTICIPANT
Instructors/Coaches (\$35/hr X 2 coaches X 2 days X 2 hrs)	300	\$280	8 weeks	15	\$33,600	\$134,400	\$112.00
Saturday Instruction (\$35/hr X 6 staff X 4 hrs)	300	\$840	4 days	3	\$10,080	\$40,320	\$33.60
TOTALS PER QUARTER	300				\$43,680	\$174,720	\$145.60

EQUIPMENT COST				
EQUIPMENT	EQUIPMENT COSTS PER SITE	No. of Sites	TOTAL COSTS	FY 20/21 Project Plan
High jump, shots, javelins, blocks	\$17,500	15	\$262,499	\$0
Total Start-up Equipment Costs			\$262,499	\$0

**Note: Equipment costs were included in the YSP Fall 2020 Project Plan.*

**PROJECT PLAN
YOUTH SPORT PARTNERSHIP**



Attachment 6b: List of Track & Field Sites

DOCUMENT NO.: LA28-002
FISCAL YEAR: 2021/2022

Track & Field : List of Sites				
	Facility	Address	Region	CD
1	Downey RC	1772 N Spring St, Los Angeles, CA 90031	Metro	1
2	Glassell Park RC	3650 Verdugo Rd, Los Angeles, CA 90065	Metro	1
3	Lanark RC	21816 Lanark St, Canoga Park, CA 91304	Valley	3
4	Sun Valley RC	8133 Vineland Ave, Sun Valley, CA 91352	Valley	6
5	Sunland RC	8651 Foothill Blvd, Sunland, CA 91040	Valley	7
6	Sylmar RC	13109 Borden Ave, Sylmar, CA 91342	Valley	7
7	Jackie Tatum Harvard RC	1535 W 62nd St, Los Angeles, CA 90047	Pacific	8
8	Saint Andrews RC	8701 St Andrews Pl, Los Angeles, CA 90047	Pacific	8
9	Van Ness RC	5720 2nd Ave, Los Angeles, CA 90043	Pacific	8
10	Queen Anne RC	1240 West Blvd, Los Angeles, CA 90019	Metro	10
11	Rancho Cienega SC	5001 Rodeo Rd, Los Angeles, CA 90016	Pacific	10
12	Penmar RC	1341 Lake St, Venice, CA 90291	Valley	11
13	El Sereno RC	4721 Klamath St, Los Angeles, CA 90032	Metro	14
14	Evergreen RC	2844 E 2nd St, Los Angeles, CA 90033	Metro	14
15	Wilmington RC	325 N Neptune Ave, Wilmington, CA 90744	Pacific	15

JUDO

	Details	Estimated # Participants or Hours (per Quarter)	# of Sites	Item Cost	Total Cost (per Quarter)	Total Cost (per Year)	Unit Cost
Costs Calculated by Participation	Uniforms	300		\$ 30	\$ 9,000	\$ 36,000	\$ 30.00
	Instructors Ratio 1 to 10 4 Hrs per week / 8 weeks	96	10	\$ 30	\$ 28,800	\$ 115,200	\$ 96.00
	Tournaments				\$ 3,750	\$ 15,000	\$ 12.50
Subtotal					\$ 41,550	\$ 166,200	\$ 138.50

			# of Sites	Number of Mats per Site	Cost per Mat	Total Cost
Costs Calculated by Number of Sites	Mats		10	20	\$ 290	\$ 58,000
Total Cost						\$ 224,200

**PROJECT PLAN
YOUTH SPORT PARTNERSHIP**



Attachment 7b: List of Judo Sites

DOCUMENT NO.: LA28-002
FISCAL YEAR: 2021/2022

Judo : List of Sites				
	Facility	Address	Region	CD
1	Chevy Chase R.C.	4165 Chevy Chase Dr., Los Angeles, CA 90039	Metro	13
2	Evergreen R.C.	2844 E. 2nd St, Los Angeles, CA 90033	Metro	14
3	Hollenbeck Park R.C.	415 S. St. Louis St, Los Angeles, CA 90033	Metro	14
4	Normandie R.C.	1550 S. Normandie Avenue, Los Angeles, CA 90006	Metro	1
5	Central R.C.	1357 East 22nd St., Los Angeles, CA 90011	Pacific	9
6	Culver Slauson R.C.	5072 S. Slauson Ave., Culver City, CA 90230	Pacific	11
7	Denker R.C.	1550 West 35th Pl., Los Angeles, CA 90018	Pacific	8
8	109th Street R.C.	1464 E. 109th St., Los Angeles, CA 90059	Pacific	15
9	Wilmington R.C.	325 N. Neptune Ave., Wilmington, CA 90744	Pacific	15
10	Panorama City R.C.	8600 Hazeltine Ave., Panorama City, CA 91402	Valley	6

TENNIS

Details		Estimated # Hours (per Quarter)	# of Sites	Item Cost	Total Cost (per Quarter)	Total Cost (per Year)	Unit Cost
Instructors Ratio 1 to 10							
3 Hrs per week / 8 weeks	600	48	20	\$ 30	\$ 28,800	\$ 115,200	\$ 48.00
Tournaments					\$ 6,300	\$ 25,200	\$ 10.50
Subtotal					\$ 35,100	\$ 140,400	\$ 58.50

			# of Sites		Total Cost	FY 21/22 Project Plan
Equipment: different size/level tennis racquets, balls, portable nets, curriculum manuals, and automatic ball servers			20		\$ 30,826	0

Total Cost					\$ 140,400	
-------------------	--	--	--	--	-------------------	--

**PROJECT PLAN
YOUTH SPORT PARTNERSHIP**



Attachment 8b: List of Tennis Sites

DOCUMENT NO.: LA28-002
FISCAL YEAR: 2021/2022

Tennis : List of Sites				
	Facility	Address	Region	CD
1	Algin Sutton R.C.	8800 S. Hoover St., Los Angeles, CA 90044	Pacific	8
2	Banning R.C.	1331 Eubank, Wilmington, 90744	Pacific	15
3	Green Meadows R.C.	431 E. 89th St., Los Angeles, CA 90003	Pacific	9
4	Martin Luther King, Jr. R.C.	3916 S. Western Avenue, Los Angeles, CA 90062	Pacific	8
5	Ross Snyder R.C.	1501 East 41st St., Los Angeles, CA 90011	Pacific	9
6	St. Andrews R.C.	8701 Saint Andrews Place, Los Angeles, CA 90047	Pacific	8
7	Van Ness RC	5720 2nd Avenue, Los Angeles, CA 90043	Pacific	8
8	El Sereno R.C.	4721 Klamath St., Los Angeles, CA 90032	Metro	14
9	Glassell Park R.C.	3650 Verdugo Rd., Los Angeles, CA 90065	Metro	1
10	Hazard Park R.C.	2230 Norfolk St, Los Angeles, CA 90033	Metro	14
11	Montecito Heights R.C.	4545 Homer St., Los Angeles, CA 90031	Metro	1
12	Queen Anne R.C.	1240 West Blvd, Los Angeles, CA 90019	Metro	10
13	Rio de Los Angeles State Park	1900 N. San Fernando Rd, Los Angeles, CA 90065	Metro	1
14	Lanark R.C.	21816 Lanark St, Canoga Park, CA 91305	Valley	3
15	Panorama City R.C.	8600 Hazeltine Ave., Panorama City, CA 91402	Valley	6
16	Reseda R.C.	18411 Victory Blvd, Reseda, CA 91335	Valley	3
17	Ritchie Valens R.C.	10736 Laurel Canyon Blvd, Pacoima, CA 91331	Valley	7
18	Sun Valley R.C.	8133 Vineland Ave., Sun Valley, CA 91352	Valley	6
19	Sunland R.C.	8651 Foothill Blvd, Sunland, CA 91040	Valley	7
20	Victory-Vineland R.C.	11117 Victory Blvd., North Hollywood, CA 91606	Valley	2

Golf

Golf Course Site

Quarter				
Staffing (8 week sessions - 16 participants)				
	Hours	Unit Cost	Cost Per Quarter	
Recreation Instructor	32	\$ 26.00	\$ 832.00	
Recreation Assistant	32	\$ 19.00	\$ 608.00	
Transportation *				
	Hours	Unit Cost	Cost Per Quarter	
Recreation Instructor	24	\$ 19.00	\$ 456.00	
Supplies				
	Quantity	Unit Cost	Cost Per Quarter	
City Golf Polo Shirt	16	\$ 10.00	\$ 160.00	
Reusable Water Bottle	16	\$ 5.00	\$ 80.00	
City Golf Hat	16	\$ 10.00	\$ 160.00	
Trophy	16	\$ 3.00	\$ 48.00	
			\$ 448.00	
			\$ 2,344.00	

* Transportation from Rec Center to Golf Course facility

Annual				
# of Sessions	# of Total Hours	Annual Cost by Category	No. of Participants (Annual)	Unit Cost
14	448	\$ 11,648.00	224	\$ 52.00
14	448	\$ 8,512.00	224	\$ 38.00
14	336	\$ 6,384.00	224	\$ 28.50
14	0	\$ 6,272.00	224	\$ 28.00
		\$ 32,816.00		\$ 146.50

Recreation Center Site

Quarter				
Staffing (8 week sessions - 16 participants)				
	Hours	Unit Cost	Cost Per Quarter	
Recreation Instructor	32	\$ 26.00	\$ 832.00	
Recreation Assistant	32	\$ 19.00	\$ 608.00	
Transportation *				
	Hours	Unit Cost	Cost Per Quarter	
Recreation Assistant	6	\$ 19.00	\$ 114.00	
Supplies				
	Quantity	Unit Cost	Cost Per Quarter	
City Golf Polo Shirt	16	\$ 10.00	\$ 160.00	
Reusable Water Bottle	16	\$ 5.00	\$ 80.00	
City Golf Hat	16	\$ 10.00	\$ 160.00	
Trophy	16	\$ 3.00	\$ 48.00	
			\$ 448.00	
			\$ 2,002.00	

* Transportation for Program culmination at Golf Course / Tregnan

Annual				
# of Sessions	# of Total Hours	Annual Cost by Category	No. of Participants (Annual)	Unit Cost
7	224	\$ 5,824.00	112	\$ 52.00
7	224	\$ 4,256.00	112	\$ 38.00
7	42	\$ 798.00	112	\$ 7.13
7		\$ 3,136.00	112	\$ 28.00
		\$ 14,014.00		\$ 125.13

Equipment: Recreation Centers

Equipment	Quantity	Unit Price	Total
Golf Club Sets	20	\$ 315.00	\$ 6,300.00
Practice Targets	4	\$ 50.00	\$ 200.00
Hitting Nets	4	\$ 200.00	\$ 800.00
Mobile Practice Greens	4	\$ 1,200.00	\$ 4,800.00
Annual One-Time Costs			\$ 12,100.00
Total Cost			\$ 58,930.00

**PROJECT PLAN
YOUTH SPORT PARTNERSHIP**



Attachment 9b: List of Golf Sites

DOCUMENT NO.: LA28-002
FISCAL YEAR: 2021/2022

Golf : List of Sites				
	Facility	Address	Region	CD
1	Sepulveda	16821 Burbank Blvd, Encino 91436	Valley	6
2	Hansen Dam	10400 Glenoaks Blvd, Pacoima 91331	Valley	7
3	Harbor Park	1235 N. Figueroa Place, Wilmington 90744	Pacific	15
4	Tregnan Golf Academy	4341 Griffith Park Dr, Los Angeles 90027	Golf	4

Attachment 1a

CITY OF LOS ANGELES
Department of Recreation and Parks
Youth Sport Partnership
FY 21/22 YSP Project Plan Narrative
April 26, 2021

Overview

The most effective way for RAP to reintroduce sports classes and clinics following the COVID-19 interruption of programs and services is to roll out programs where social distancing and appropriate sanitation or use of individual equipment can easily be applied. All programs and activities offered at RAP facilities will be expected to follow all guidelines set forth by the Centers for Disease Control (CDC), Los Angeles County Department of Public Health (LACDPH), and other local authorities, including the use of Personal Protective Equipment (PPE) such as mandatory face coverings and gloves. RAP proposes to introduce sports and fitness classes and clinics that have been adapted to meet social distancing guidelines at recreation centers citywide beginning in summer 2021. All instruction will be provided by RAP staff in various classifications that have specific qualifications necessary for teaching/instruction. RAP will not bill for volunteers as they are not paid staff members; RAP reserves the right to use independent contractors within the department to provide instruction should it be deemed necessary.

As we begin to emerge from the pandemic and the economic downturn, it is crucial to provide quality recreational activities and experiences, especially at centers within our low-income neighborhoods.. Many such communities have seen the highest rates of unemployment and higher rates of COVID-19 infection and as such will greatly benefit from affordable recreation opportunities moving forward as a demonstrative investment in their health and wellness.

RAP will launch the Summer 2021 classes and clinics program as the method to re-introduce and transition back into sports leagues. Starting in Fall 2021 league play is likely to once again be approved and safe. Field Hockey is one of the new sports that RAP plans to introduce as a clinic in Summer 2021; though it is a popular sport in many other parts of the country, not many children in Los Angeles have had the opportunity to play Field Hockey. After participating in a clinic and learning the rules, skills, and strategies of the game, it is the expectation that youth will be interested in continuing to play this fast-paced sport in the future.

As RAP resumes recreational activities, using the quarters of 2018/2019 as our baseline, it is projected that in the first three quarters (Summer, Fall, Winter) of 2021-2022, RAP will see only 60% of the capacity shown in 2018/2019, at the pre-qualified sites. However, it is expected by the Spring 2022 quarter, participation rates at the pre-qualified sites will show 100% of the baseline for Spring 2019 baseline. It is estimated that the self-certifying sites will have 10% of their participants meet the income requirements necessary to qualify for the program.

Program Elements

Classes

Sports and fitness classes will be offered at the 87 pre-qualified recreation centers. These weekly classes will include: **Dance (various), Sports, Fitness, Judo (10 sites), and Badminton.** Recreation centers will be expected to offer classes from the approved list of activities listed in Attachment A. Activities will be selected by the facility directors to ensure that offerings meet the interest and preferences of their community. For example, there are numerous types of dance classes that RAP currently offers, such as Ballet Folklorico, Hip Hop, and Ballet; recreation centers will select the style of dance class(es) that will garner the most participation by mirroring the community demographics. Classes will be offered in eight (8) week sessions.

Clinics

Clinics will be offered at the 87 pre-qualified recreation centers citywide. These bi-monthly clinics will include **Tennis (20 sites), Field Hockey, Basketball Skills, Soccer, Cheer, Volleyball Skills, and Baseball and Softball.** Recreation centers will be expected to offer clinics from the approved list of activities in Attachment A. Activities will be selected by the facility directors to ensure that offerings meet the interests and preferences of the surrounding community. Clinics will be offered on alternating weekends for eight (8) weeks. Forty-four (44) centers will offer clinics on a given weekend and the other forty-three (43) will offer clinics on the following weekend. Clinics will be 1-½ hours each and centers will offer four (4) clinics per weekend. Clinics such as volleyball and soccer are a great way to promote sports being offered as leagues in fall 2021. In accordance with LACDPH protocols, all participants will be screened for COVID prior to the beginning of each clinic.

Pilot Program: Up2Us Sports Partnership

During the 2021-2022 fiscal year, RAP will be partnering with Up2Us Sports, a non-profit organization that identifies, trains, and places coaches in community-based organizations across the United States. As part of this pilot program, Up2Us Sports will provide and train three (3) coaches; the coaches will rotate through various recreation centers and support multiple sports programs. Each of the three (3) coaches will work nine hundred (900) hours during the year-long partnership and receive a stipend and education award from Up2Us Sports valued at \$10,900; the monies earned by the coaches may be used to continue their education or pay off student loan debt. Up2Us Sports will also provide additional in-kind services valued at \$12,000 per coach including a comprehensive background check, 40 hours of initial training, ongoing professional development, workforce development, and youth and program evaluation; a Program Manager will also be provided to support the coaches during their year of service.

Pilot Program: Teqball

Teqball is a football-based sport, played on a specially-curved table (the Teq table), which is attracting a new generation of athletes and amateur enthusiasts (teqers), whose ambition is to develop their technical skills, concentration and stamina. The sport, which was created in Hungary in 2012 is a truly gender-equitable game, as the rules define that teqball shall be

played between two (singles) or four players (doubles), irrespective of gender. The sport follows a points-based scoring format and can be played on various surfaces such as sand, acrylic or indoors. Teqball allows players a maximum of three touches before returning the ball to the opponent, so if you can juggle a football three times, you will excel at teqball as well. Teqball is the purest use of a football, with the rule of no physical contact allowed between the players, or between the players and the table, helping eliminate the risk of impact injuries.

There are four games that can be played on a teqball table which include:

TEQPONG (2-4 players) similar to ping pong

TEQIS (2-4 players) similar to table tennis

TEQBALL (2-4 players) similar to soccer

TEQVOLY/ PARATEQVOLY (2-4 players) similar to volleyball

RAP has identified twenty (29) sites throughout the three (3) geographical regions of the City to offer a teqball pilot program this summer. Lessons will be offered twice a week for ten (10) weeks beginning in summer 2021. Participants will learn four different teqball sports by trained teqball professionals.

Since TEQBALL does not require any direct contact person to person, youth can enjoy the many physical and mental benefits that TEQBALL offers so long as they practice appropriate social distancing. The lack of **person-to-person** contact makes TEQBALL the ideal sport to roll out as the re-introduction to recreation begins following the Covid-19 interruption of programs and services.

Signature Program: Track and Field

The YSP Track and Field Program will be implemented beginning summer 2021 and is intended to provide new physical fitness and track and field opportunities for youth ages 5-15. Track activities will include instruction and training in sprints, and middle-distance and long-distance running. Field events will include high jump, shot put, javelin, and long/triple jump. The basic model has fewer events for the younger age groups and will focus on age-appropriate activities. This program will be offered at fifteen (15) facilities Citywide; five (5) sites in each geographical area. The goal is to register three hundred (300) youth for the program, twenty (20) youth at each of the fifteen (15) sites. The program will be co-ed and each coach will be responsible for ten (10) participants. Coaches will train youth two (2) days during the week and participants would have the opportunity to participate in a track meet style training on alternating Saturdays. There will be one (1) host site per region for the Saturday instructional training.

Signature Program: Judo

RAP staff has identified ten (10) sites throughout the City to offer judo classes for youth ages 5-15. Classes will meet twice a week and each session will run for eight (8) weeks. RAP staff is working with USA Judo to incorporate social distancing and proper protocols so this activity can be introduced at this time. In partnering with USA Judo, they will assist in recommending quality instructors for this program.

Signature Program: Tennis

RAP has identified twenty (20) sites throughout the three (3) geographical regions of the City to offer tennis classes. The lessons will be once a week for eight (8) weeks beginning in summer 2021. Participants will learn proper footwork and different types of swings including forehand, backhand, volley, and serve.

Since tennis does not require any direct contact person to person, youth can enjoy the many physical and mental benefits that tennis offers so long as they practice appropriate social distancing. The lack of **person-to-person** contact makes tennis the ideal sport to roll out as the re-introduction to recreation begins following the Covid-19 interruption of programs and services.

Signature Program: Golf

The Junior Golf Program will introduce youth ages 10-15 to the game of golf. Participants will learn fundamental golf skills including full swing, chipping, and putting during their weekly 1-½ hour lesson. Additionally, participants will learn proper golf etiquette and safety.

Golf will be offered in eight (8) week sessions beginning at three golf facilities: Hansen Dam, Sepulveda, and Harbor Park. Over the course of the fiscal year, the number of facilities will expand to a total of four golf course facilities and four recreation center facilities. For each lesson there will be one professional instructor and one recreation assistant for eight (8) youth. All necessary equipment will be provided. Each participant will receive a golf polo shirt, cap, reusable water bottle and award at the completion of the program. Each session will conclude with a culmination event.

The goal is to introduce the game of golf to approximately 336 youth. The program will be marketed at the local recreation centers within five miles of each instruction site. Transportation using RAP staff from nearby recreation centers will be provided to insure youth attend the program.

Attachment:

EXHIBIT A: LA28 Recommended Activities

EXHIBIT A

LA 2028 RECOMMENDED ACTIVITIES

Track and Field

Junior Golf

Skateboarding

Judo

Tennis

Field Hockey

Badminton

Basketball Clinics

Soccer Clinics

Baseball/Softball Clinic

Volleyball

Dance - Various

Cheer

Football Clinics

Fitness Class

Hula Hoop

Jump Rope

Spike ball

Zumba

**AGREEMENT BETWEEN
THE CITY OF LOS ANGELES AND THE
LOS ANGELES ORGANIZING COMMITTEE FOR THE OLYMPIC AND PARALYMPIC
GAMES 2028
REGARDING
THE 2028 YOUTH SPORT PARTNERSHIP (“YSP”)**

This agreement regarding the 2028 Youth Sport Partnership (“YSP Agreement”) is made and entered into as of the date of the last signature set forth below, and is by and between the City of Los Angeles (“City”), a municipal corporation, acting by and through its Department of Recreation and Parks (“RAP” or “Department”), and the Los Angeles Organizing Committee for the Olympic and Paralympic Games 2028 (“LA 2028” or “OCOG”), a California nonprofit public benefit corporation, formerly known as the Los Angeles 2024 Exploratory Committee. Collectively, these entities shall be known herein as the “Parties” or individually as a “Party.”

WITNESSETH

WHEREAS, on August 16, 2017, the City and LA 2028 entered into the Memorandum of Understanding regarding the organizing of the 2028 Olympic and Paralympic Games (“2017 MOU”) by and among the City, LA 2028, and the United States Olympic and Paralympic Committee (“USOPC”), formerly known as the United States Olympic Committee (“USOC”), describing the cooperation of these parties to deliver the 2028 Games; and

WHEREAS, on September 13, 2017, the International Olympic Committee (“IOC”) awarded the 2028 Games to LA 2028 and the City of Los Angeles, and accordingly, the IOC, USOPC, and the City entered into the Host City Contract 2028 (“Host City Contract”, consisting of the Host City Contract – Principles and its annexes, in particular the Host City Contract – Operational Requirements); and

WHEREAS, among other things, the 2017 MOU provided that if the City and LA 2028 were awarded the opportunity to host the 2028 Olympic and Paralympic Games (“2028 Games”), matters pertaining to the relationship between the City and the OCOG would be memorialized in a definitive “Los Angeles 2028 Games Agreement” (“Games Agreement”) between the City and LA 2028, which would include terms and provisions for LA 2028’s support for a City youth sports partnership aimed at significantly enhancing the opportunities for the City’s youth to access City sport programming; and

WHEREAS, selection of a Host City for the 2028 Games provides an additional four years of OCOG operations and revenue-generation capacity also provide the Parties - with the support of the IOC - a significant opportunity to enhance access to City youth sports programming in the years leading up to the 2028 Games; and

WHEREAS, LA 2028 was subsequently joined to the Host City Contract by execution of that certain Joinder Agreement dated September 12, 2018; and

WHEREAS, in 2018, in advance of the completion of the Games Agreement and this YSP Agreement, RAP and the Los Angeles Parks Foundation, a California nonprofit public benefit corporation (“LAPF”), collectively requested funding up to one million, three hundred ten thousand dollars (\$1,310,000) from LA 2028 in support of the City’s 2018 SWIMLA youth aquatic program, with the express understanding that the expended amount would be credited toward the Youth Sport Commitment (defined below); and

WHEREAS, in 2018, RAP successfully doubled the enrollment in SWIMLA from 18,193 in 2017 to 36,073 in 2018; and

WHEREAS, in June 2019, RAP and LAPF collectively requested funding from LA 2028 in the amount of one million, four hundred and fifty-seven thousand, nine hundred fifty-five dollars (\$1,457,955) to support the City's 2019 SWIMLA youth aquatic program and its goal of further expanding enrollment in SWIMLA from 36,073 to 40,000; and

WHEREAS, substantially concurrently herewith, and subject to the approval of the IOC and all other necessary parties, the City and LA 2028 shall enter into the Games Agreement, which establishes that the terms and provisions pertaining to the Youth Sport Commitment shall be set forth in this YSP Agreement; and

WHEREAS, this YSP Agreement – consistent with Section 7.2 of the Host City Contract Principles, which provides for a cash portion of the IOC's contribution to be used by LA 2028 to support projects related to the development of youth and sport-oriented activities to be carried out in the Host City to increase youth sports participation prior to the 2028 Games – structures LA 2028's commitment to invest \$160 million in cash to increase youth sports participation according to terms that provide funding certainty and programmatic discretion for the City ("Youth Sport Commitment"); and

WHEREAS, LA 2028 desires to provide funding to directly support youth participation in quality City youth sport programming in satisfaction of the Youth Sport Commitment; and

WHEREAS, LA 2028 desires to partner with the City to significantly enhance access to sport for the City's youth up to and through the 2028 Games by removing barriers to participation, on the terms and conditions set forth in this YSP Agreement ("2028 Youth Sports Partnership"); and

WHEREAS, addressing barriers to participation include considerations to achieve gender equity, promote inclusive programming for all abilities, and increase access and opportunity for all young people to ensure enduring benefits for all communities in the City of Los Angeles; and

WHEREAS, a 2028 Youth Sports Partnership between the City and LA 2028 shall commence upon execution of this YSP Agreement and continue through the 2028 Games, and shall satisfy LA 2028's Youth Sport Commitment, provided that any prior grants provided by LA 2028 to RAP and/or LAPF through the 2018 SWIMLA Grant Agreement and the 2019 SWIMLA Grant Agreement shall be credited toward the Youth Sport Commitment; and

WHEREAS, the terms of the 2028 Youth Sport Partnership have been developed in collaboration with the City and with the approval of the IOC, and are ultimately memorialized in this YSP Agreement; and

WHEREAS, the City, through RAP, and LA 2028 are entering into this YSP Agreement to memorialize the terms relating to the implementation of the 2028 Youth Sport Partnership, including the material terms to which any grant funds provided hereunder would be subject (each a "YSP Project Plan").

NOW, THEREFORE, in consideration of the mutual benefits to be derived by the Parties, and of the promises contained in this YSP Agreement, the Parties hereby agree as follows:

Section 1. Recitals. The recitals set forth above are fully incorporated into this YSP Agreement.

Section 2. Purpose. The purpose of this YSP Agreement is to set forth certain material terms of the relationship between RAP and LA 2028 that shall be memorialized, implemented, and maintained during the Agreement Term (defined below) with respect to the 2028 Youth Sports Partnership.

Section 3. Cooperation. Pursuant to the terms of the Games Agreement, the Parties shall cooperate with one another in good faith to negotiate, obtain all necessary approvals for, and enter into agreements related to the 2028 Youth Sports Partnership during the Term, including the YSP Project Plan as described herein.

Section 4. Voluntary. This YSP Agreement is voluntarily entered into for the purpose set forth in Section 2 above.

Section 5. YSP Agreement Term. Subject to IOC approval, this YSP Agreement shall become effective on the date of the last signature set forth below by the Parties, and shall remain in effect through September 1, 2028, unless terminated earlier in accordance with Section 14 of this YSP Agreement (the “Agreement Term”), or extended through Amendment as stated in Section 17(d) herein.

Section 6. Definitions. Capitalized terms used herein but not otherwise defined shall have the meanings ascribed to them below.

- (a) “Activities” shall mean all Youth sports-related activities carried out according to the approved annual YSP Project Plan or subsequent amended plan for that year.
- (b) “Adaptive Sport” shall mean recreational, fitness, or sport Activities that are inclusive of persons with disabilities.
- (c) “Applicable Law” shall mean all applicable local, state and federal laws, regulations, Orders, and other governmental actions.
- (d) “Departmental Standards” or “RAP Standards” shall mean RAP’s standards and criteria set forth in *Exhibit A*, including standards and criteria regarding site safety, maintenance, coach training, and Safe Sport.
- (e) “Class” shall mean any Youth fitness class provided by RAP or other RAP Partner Provider, at a Recreation Center or other such facilities where Activities occur, which shall each meet the Quality Youth Sports Criteria and be described in a YSP Project Plan.
- (f) “Direct Costs” shall mean those costs incurred by the Grantee of the type described in *Exhibit B*, and reimbursable at the rates set forth in *Exhibit B*, subject to the terms and conditions of this YSP Agreement. In no case shall Direct Costs include any cost where the payment of which would violate any Applicable Law or otherwise constitute a breach of this YSP Agreement. Upon mutual agreement by the Parties, Direct Costs may be adjusted over time based on actual costs to RAP or RAP Partner Provider, allowing for increased costs for activities to meet RAP Standards, consistent with meeting Quality Youth Sports Criteria defined herein.
- (g) “Eligible Participant” shall mean: (i) any Youth enrolled and participating in a League or Class offered at a Pre-Qualified Recreation Center; or (ii) any Youth enrolled and participating in a League or Class at any Recreation Center in Los Angeles, which is not a Pre-Qualified Recreation Center (or other such sports facility as set forth in a YSP

Project Plan approved by LA 2028 and by City Council), and whose family demonstrates financial need through submission of a Fee Waiver to RAP; or (iii) any Youth enrolled in and participating in a League or Class provided by RAP Partner Providers at either a Pre-Qualified Recreation Center or pursuant to a Fee Waiver.

- (h) “Enrollment Practices” shall mean the systems, procedures, language, and culturally appropriate practices adopted by RAP from time to time and as described in *Exhibit C*, which are designed to (i) facilitate public awareness of the Quality Youth Sports offered at Recreation Centers or other such facilities where Activities occur, (ii) facilitate or simplify in-person and online registration, and (iii) encourage feedback, provided that there is no additional resource impact or fee to RAP or the end-user.
- (i) “Fee Waiver” shall mean the self-certification form by which financial need shall be assessed, in substantially the same form as *Exhibit D* attached hereto. Each Fee Waiver shall include certification that the Youth participant is eligible to receive and/or receives a free or reduced lunch at the public or private school attended by such Youth (which school shall be identified on Fee Waiver).
- (j) “Grantee” shall mean the City acting through RAP pursuant to the terms and conditions of this YSP Agreement.
- (k) “League” shall mean any Youth sport league provided by RAP or other RAP Partner Provider, at a Recreation Center or other such facilities where Activities occur, which meet the Quality Youth Sports Criteria and is described in a YSP Project Plan approved by LA 2028.
- (l) “Orders” shall mean the provisions of the City’s charter, ordinances, and rules; laws and regulations; and any orders, writs, judgments, decrees, determinations, or awards to which the City or RAP is a party.
- (m) “Pre-Qualified Recreation Center” shall mean those Recreation Centers located in neighborhoods where the median household income is under \$70,000 within a half-mile radius, in accordance with the California State Parks Community Fact Finder. Pre-Qualified Recreation Centers will be identified in the annual YSP Project Plan and selection will prioritize sites where increased investments promote equitable access to sports and fitness opportunities. Subject to mutual agreement by the Parties, the Parties may adjust or re-classify how Pre-Qualified Recreation Centers are pre-qualified in order to increase participant access or to adjust for capacity, provided that LA28 shall provide the IOC with notice prior to any such adjustments or reclassifications.
- (n) “Program Year” shall mean (i) the period commencing upon the Effective Date of the YSP Agreement through June 30, 2020 for the first Fiscal Year of the Agreement Term; (ii) any subsequent twelve-month period from July 1 through June 30 thereafter during the Agreement Term; or (iii) the period commencing July 1, 2028 and concluding September 1, 2028 for the final Fiscal Year of the Agreement Term.
- (o) “Quality Youth Sports” shall mean City approved Classes, Leagues, and Signature Youth Sport Programs, which meet or exceed the Quality Youth Sports Criteria, offered by RAP and RAP Partner Providers.

- (p) “Quality Youth Sports Criteria” shall mean the RAP Standards with respect to site safety, maintenance, coach training, and Safe Sport (as specified in *Exhibit A*); and Enrollment Practices for participants (on-line or in person and as specified in *Exhibit C*).
- (q) “RAP Partner Provider” shall mean third-party sport and fitness program providers that are selected by RAP to enhance, complement, or otherwise provide City Leagues, Classes, and Signature Youth Sport Programs. The Parties agree that RAP Partner Providers must comply with the requirements in this YSP Agreement unless otherwise specified.
- (r) “Recreation Center” shall mean any and all of the one hundred twenty-three (123) recreation centers currently managed by RAP in the City, as well as any new centers that may be developed or added to the Department during the Agreement Term.
- (s) “Safe Sport” shall mean RAP’s implementation of the education and response recommendations developed with, and approved by, the U.S. Center for SafeSport to protect athletes from emotional, physical, and sexual misconduct by informing and training participants, parents and guardians of participants, coaches, officials, volunteers, and staff related to youth sports programs and establishing an effective response and resolution mechanism.
- (t) “Seasonal Sports Schedule” shall mean the combined schedule of Leagues and Classes provided at Recreation Centers by RAP or other RAP Partner Provider identified in a YSP Project Plan approved by LA 2028. The Seasonal Sports Schedule shall be divided into four program seasons consisting of fall, winter, spring, and summer seasons.
- (u) “Special Fund” shall mean the Youth Sports Program Fund that is created and established within the City’s Treasury for the receipt, retention, and disbursement of funding received by the City pursuant to this YSP Agreement.
- (v) “Signature Youth Sports Program” shall mean any new or substantially reorganized RAP offering of sport or Adaptive Sport for Youth, including offerings delivered in conjunction with a RAP Partner Provider, which shall meet the Quality Youth Sports Criteria and be described in a YSP Project Plan.
- (w) “Start-Up Costs” shall mean the costs associated with creating or substantially reorganizing Youth and sport-oriented programs.
- (x) “Trained Coaches” shall mean each sports instructor or coach of Activities, whether paid or volunteer, who is certified in accordance with *Exhibit A*.
- (y) “Youth” shall mean an individual who is under the age of eighteen (18) on the first day of the League, Class, or other such Activity identified in an approved YSP Project Plan.
- (z) “YSP Project Plan” shall mean the annual written project plan which shall be submitted by the City to LA 2028 to approve or reject each year as set forth in Section 9(b) during the term of this YSP Agreement, and which shall meet the terms of this YSP Agreement, including specifications mutually agreed upon by the Parties for fund allocations by LA2028. Within 30 days of a YSP Project Plan’s approval, LA 2028 shall provide notice to the IOC of such YSP Project Plan’s approval and content.

Section 7. Roles and Responsibilities.

(a) LA 2028 Availability of Grant Funds. During the term of this YSP Agreement, LA 2028 shall make available \$160,000,000 to the City, less the SWIMLA Grants expended in 2018 and 2019, as recited above, to be paid for YSP Project Plan Grants (“Grant Funds”) on the terms and conditions set forth in Section 8 below.

(b) RAP Provision of Quality Youth Sports. During the Agreement Term:

- (i) RAP shall provide Leagues and Classes at all Recreation Centers within the City, subject to availability, capacity, maintenance needs, or infrastructure conditions at each Recreation Center;
- (ii) RAP shall offer Leagues across all Recreation Centers within the City following the Citywide Seasonal Sports Schedule (subject to availability, capacity, maintenance needs, or infrastructure conditions at each Recreation Center);
- (iii) RAP shall develop, implement and maintain Enrollment Practices designed to encourage and maximize broad-based youth participation in RAP offerings; and
- (iv) RAP shall maintain each Recreation Center and YSP Sport offering in accordance with RAP Standards.

Section 8. Grant Funds.

(a) Available Funding. Subject to adjustments set forth in this Section 8, for each Fiscal Year throughout the Agreement Term, LA 2028 shall make available \$19,200,000 (see **Exhibit E**) to fund the YSP in accordance with a disbursement request amount included in the annual YSP Project Plan for that Fiscal Year.

(b) Funding Schedule. LA 2028 shall provide funding on a quarterly basis, consistent with a disbursement request included in any annual YSP Project Plan that has been approved by LA 2028, and the City shall deposit such funding into the Special Fund dedicated to YSP. Notwithstanding anything herein to the contrary, if any funds from the prior fiscal year are unencumbered in the Special Fund account, LA 2028 may reduce the annual funding amount by the amount of unencumbered funds to offset the Special Fund balance.

(c) Credit towards LA 2028 Youth Sports Commitment. Each quarterly payment shall be credited towards the total LA 2028 Youth Sports Commitment.

(d) Funding for Direct Costs. Unless otherwise provided in this YSP Agreement, the City may use Grant Funds available for each Fiscal Year to offset the Direct Costs in accordance with the City’s YSP Project Plan for a given Fiscal Year as specified in **Exhibit B**. Subject to the terms and conditions of this YSP Agreement, the City may also use Grant Funds for Direct Costs related to Signature Youth Sports Programs described in a LA 2028 approved YSP Project Plan for a given Fiscal Year. The Parties acknowledge and agree that the majority of any year’s Grant Funds shall be reserved for use by RAP to offset Direct Costs of participation in Quality Youth Sport Leagues and Classes, and the City shall target 20% of the Grant Funds available for a given Fiscal Year for Direct Costs related to Signature Youth Sports Programs described in Section 6(v); provided that the Parties acknowledge that if

the proposed Signature Youth Sports Programs for a given year includes new or substantially reorganized RAP offering of Adaptive Sport for Youth then higher Direct Costs associated with such new offering(s) of Adaptive Sport for Youth may cause the City to exceed the 20% target.

(e) Funding for Other Costs. Notwithstanding anything herein to the contrary, the City may use up to 4% of total Grant Funds, six million four hundred thousand dollars (\$6,400,000) to recoup or otherwise cover expenses that are consistent with the Parties' shared goal to increase the number of City youth participating in sport and fitness programs but do not qualify as Direct Costs, including but not limited to community engagement and outreach, program Start-Up costs, Safe Sport, marketing, program branding, and reporting requirements ("Other Costs"). The City shall have broad discretion and unilateral control over how these funds are expended to support the above stated goals, as described in the YSP Project Plan for any given Fiscal Year. LA 2028 shall pay the City the Other Costs in quarterly payments as necessary to support each approved YSP Project Plan. Other Costs may vary from year to year, however the total amount available for Other Costs over the term of the YSP Agreement shall not exceed \$6,400,000. These Grant Funds for Other Costs shall be credited towards LA 2028's total commitment for YSP.

(f) Identified Unrequested Funds. For the avoidance of doubt, to the extent funds are identified and made available by LA 2028 pursuant to Section 8(a), but not requested by the City and funded by LA 2028 pursuant to an approved YSP Project Plan (the "Identified Unrequested Funds"), such Identified Unrequested Funds shall not be deemed credited towards the total LA 2028 Youth Sports Commitment in accordance with Section 8(c) until such time as the Identified Unrequested Funds are requested and funded in accordance with the terms of this YSP Agreement. Notwithstanding anything to the contrary contained herein, to the extent in any given year there are Identified Unrequested Funds, such funds shall remain available for request by the City in accordance with the terms of this YSP Agreement in any subsequent year until funded, provided, commencing with the fourth annual YSP Project Plan, such subsequent YSP Project Plan requests shall not exceed the greater of (x) \$30 million and (y) the sum of the annual available funding pursuant to Section 8(a) plus any remaining Identified Unrequested Funds from prior years that have not been the subject of a prior YSP Project Plan request.

(g) Prior and Current Year Grants. For Fiscal Year 2019-2020, the available Grant Funds will be reduced by the total sum of any prior and current year grants received from LA 2028, which is calculated as: (A) funding provided by LA 2028 under the terms of the 2018 SWIMLA Grant, plus (B) the actual amount to be funded by LA 2028 under the terms of the 2019 SWIMLA Grant. The sum of prior and current grant amounts received from LA 2028 shall be credited toward the total funding to be provided under the LA 2028 Youth Sports Commitment.

Section 9. YSP Project Plan.

(a) Requirements. The City shall have broad programmatic discretion over youth sports programs and activities to be provided under a YSP Project Plan for any given Fiscal Year, provided that the youth sport programs and activities meet LA 2028's requirements as set forth below:

- (i) Approval by the City Council. Each YSP Project Plan shall specify the Seasonal Sports Schedule and Signature Youth Sports Programs for which Grant Funds are being requested. The City's YSP Project Plan for each Fiscal Year must obtain the City Council's approval.
- (ii) Preference for Olympic and Adaptive Sports. Subject to the terms and conditions of this YSP Agreement, the City may use Grant Funds available for a given Fiscal Year to establish, operate, and otherwise provide youth sport programs and

activities that are neither Olympic nor adaptive sports. Notwithstanding the foregoing, for proposed Signature Youth Sports Programs, the City shall (i) make best efforts to include Olympic and adaptive sports that are anticipated to be part of the 2020, 2024, or 2028 Olympic and Paralympic Games sports program and (ii) shall work in good faith on proposed Signature Youth Sports Programs with any National Governing Board NGB (NGB) that seeks to develop and promote with the City Olympic and Paralympic sports.

- (iii) Tracking Participants. The City shall track a yearly increase in the number of Eligible Participants resulting from the use of Grant Funds. The City shall use the 2018-2019 participation counts provided by RAP as a baseline figure to serve as a starting point for measurement purposes (provided in **Exhibit F**).
- (iv) Safety. The safety of the YSP participants is the Parties' highest priority. No later than one year from the date of this YSP Agreement's execution, the City shall provide the Safe Sport program in connection with all Activities by RAP and any RAP Partner Providers through the term of this agreement, provided, however, that the U.S. Center for SafeSport has worked with the City in good faith, and in a timely manner, on the development and approval of the program.

(b) Submittal Process.

- (i) Timeline for Submission of Annual Requests for YSP Funds. No later than January 31, 2020 with respect to Fiscal Years 2019-2020 and 2020-2021, and no later than October 1 of each subsequent calendar year during the Agreement Term through October 1, 2027, RAP may submit to LA 2028 YSP Project Plans which have all elements of the YSP Project Plan and satisfy all of the requirements of this YSP Agreement.
- (ii) Timeline to Approve or Reject Annual YSP Project Plan Requests. With respect to YSP Project Plans submitted in accordance with Section 9(b)(i) above, LA 2028 shall approve or reject YSP Project Plans for Fiscal Years 2019-2020 and 2020-2021 within 14 days of receipt, and thereafter by November 1st of each full calendar year during the Term (or within 30 days of receipt if RAP has submitted a YSP Project Plan prior to October 1). If rejected, the City shall have an opportunity to amend and resubmit the YSP Project Plans within four (4) weeks of receiving a rejection notice from LA 2028 pursuant to Section 17(a). LA 2028 shall approve or reject the amended YSP Project Plans within ten (10) calendar days of receipt.
- (iii) Grant Request Requirements. RAP shall submit all of the following items for approval by LA 2028 in connection with each annual YSP Project Plan:

The proposed annual YSP Project Plan, in a form mutually agreed upon by the Parties.

A proposed Seasonal Sports Schedule in substantially the form attached hereto as **Exhibit G**, provided that: (i) the Seasonal Sports Schedule shall reflect Leagues and Classes; and (ii) Leagues are offered at Recreation Centers throughout the City (subject to Section 7(b)(ii)).

A proposed request for disbursement of YSP Funds to cover the Direct Costs for

each season described in the Seasonal Sports Schedule (“Seasonal Advance Funding”) associated with the reasonably anticipated enrollment of Eligible Participants for each season, which enrollment figures shall be reasonably determined by RAP acting in good faith and informed by past enrollment figures (“Anticipated Enrollment”). Each request for Seasonal Advance Funding shall include the payment schedule of requests for Seasonal Advance Funding in the annual YSP Project Plan.

The amount of Seasonal Advance Funding for each season shall be the sum of (x) the Anticipated Enrollment for such season at each Recreation Center multiplied by \$180 for Leagues, (y) the Anticipated Enrollment for such season at each Recreation Center multiplied by \$80 for Classes, and (z) the unit costs for aquatic classes and aquatic leagues (the “Aquatic Costs”). The Aquatic Costs have not yet been defined, but the Parties agree (i) to work together in good faith to define the Aquatic Costs and (ii) that the City may submit the Aquatic Costs as a part of the Signature Youth Sports Program, for a given Fiscal Year in the YSP Project Plan for that Fiscal Year.

A compliance certificate executed by the General Manager of RAP, or their designee, certifying the following matters have been met through reasonable efforts and substantially demonstrate compliance, including:

1. This YSP Project Plan does constitute a legal, valid and binding obligation of RAP;
2. The representations and warranties set forth in the compliance certificate are true and correct as of the date of certification and will be true and correct for the duration of the Program Year;
3. RAP has not, and shall not, collect more than \$10 from each Eligible Participant directly for participation in any of the Activities described in the Project Plan. By mutual approval of the parties, this fee may be adjusted over time based on actual costs to RAP or RAP Partner Providers, allowing for increased costs for activities to meet RAP Standards, consistent with meeting Quality Youth Sports Criteria;
4. The YSP Project Plan complies with all requirements of the YSP Agreement;
5. RAP has not entered into, and shall not enter into, any agreement, understanding or arrangement which would grant commercial sponsorship, affiliation or other identification rights of any kind or description with respect to the 2028 Games, LA 2028, the USOPC, the IOC, to any supplier of goods or services or to any other person or entity;
6. RAP does not and shall not discriminate on the basis of race, color, national origin, age, sex, sexual orientation, marital status, creed, religion, citizenship, ancestry or political affiliation; and

7. No audit, investigation, proceeding or other inquiry known to RAP as of the even date herewith is pending by the Internal Revenue Service, the Franchise Tax Board or the Attorney General of any state with respect to RAP.
- (iv) Quality Sport Program Certification. No later than one month prior to the commencement of any Program Year, RAP shall submit a certificate of compliance (“Quality Sport Program Certification”), certifying that all sports programming for Youth described in the YSP Project Plan meets Quality Youth Sports Criteria as of the date of certification, and will continue to meet Quality Youth Sports Criteria during the Program Year.
 - (v) Third Parties. Subject to the requirements set forth in this YSP Agreement, RAP may subcontract with RAP Partner Providers; provided that such RAP Partner Providers are referenced in the relevant YSP Project Plan.

Section 10. Requirements for the Expenditure of Grant Funds.

(a) All Grant Funds are to be expended solely for the purposes, activities, items, contractors (if any), and estimated amounts outlined in the respective YSP Project Plan approved by LA 2028.

(b) All Grant Funds must be expended for public purposes.

(c) The Grantee shall act in accordance with the fiduciary duty attached to the receipt and expenditure of Grant Funds intended to benefit the public. Consistent with that fiduciary duty and the public trust from which it flows, the Grantee shall ensure the proper expenditure at all levels of all Grant Funds pursuant to this YSP Agreement. All expenditures shall be the result of arm’s length transactions and not the result of, or motivated by, self-dealing on the part of the Grantee or LA 2028, or any employee or agent of the Grantee or LA 2028. The Grantee shall not offer or provide money, the promise of advantage, or other things of value directly or indirectly to anyone in order to unlawfully influence any decision or action relating to a YSP Project Plan, the Grantee, or LA 2028.

(d) In addition to the limitations set forth above, Grant Funds may never be used:

- (i) To support a political campaign, party, or candidate for public office, or to influence the outcome of any specific public election, or to carry on, directly or indirectly, any voter registration drive;
- (ii) To support or attempt to influence any government legislation, or carry on propaganda, within the meaning of Section 4945(d)(1) of the Internal Revenue Code;
- (iii) In violation of, or in support of activities violating, Applicable Law;
- (iv) To make a sub-grant which does not comply with Section 4945(d)(3) or (4), or for purposes other than those specified in Section 170(c)(2), of the Internal Revenue Code (26 U.S.C. §§1 et seq.); and
- (v) To undertake any activity for any purpose other than one specified in Section 170(c)(2)(B) of the Internal Revenue Code.

Section 11. Insurance, Risk Management.

(a) The City agrees that no later than the Effective Date and for the duration of this YSP Agreement, and for such period after during which claims may reasonably be expected and in accordance with the applicable statute of limitations, on behalf of itself and any RAP Partner Providers, contractors or subcontractors, the City shall self-insure against all risks and any potential errors or omissions with respect to the Quality Youth Sports, Activities, facilities (including Recreation Centers and any third party facilities where Activities may occur), or the activities of the City, its employees, or any RAP Partner Providers, contractors or subcontractors. This YSP Agreement will serve as evidence of such self-insurance.

(b) The City shall waive its right to recover damages against LA 2028 or any of its officers, directors or employees for any loss, damage or liability against which the City has agreed to self-insure under Section 11(a).

Section 12. Reconciliation.

(a) Reconciliation Requirements. Commencing July 1, 2020 and at the end of each Fiscal Year thereafter, RAP shall certify actual expenditures in accordance with Section 12(b) below, actual participation rate calculated in accordance with Section 12(c) below, no supplantation in accordance with Section 12(d) below, qualification of participants, and compliance with this YSP Agreement, with respect to each YSP Activity, as compared to the YSP Project Plan. The City Administrative Officer (“CAO”), or their designated representative, shall validate such certification no later than September 1 (i.e., no later than sixty (60) days following the conclusion of the Fiscal Year) in accordance with a form or process mutually agreed upon by the Parties.

(b) Actual Expenditures. RAP shall calculate the actual amount expended or encumbered at each Recreation Center using Grant Funds for each category of Direct Costs specified in Exhibit B, as well as all other Direct Costs and Other Costs expended by RAP under the YSP Project Plan at each Recreation Center, and shall include the calculation of such actual expenditures or encumbrances in the certification provided for in Section 12(a). For Direct Costs and Other Costs expended or encumbered by RAP that are not included in any Recreation Center, RAP shall also include the calculation of such actual expenditures or encumbrances in the certification provided for in Section 12(a).

(c) Actual Participation Rate. The actual participation rate of Eligible Participants will be calculated by: (i) confirming the correct classification of Eligible Participants; and (ii) adding (x) the number of Eligible Participants enrolled in each League and Class at one of the Pre-Qualified Recreation Centers, and (y) the number of Eligible Participants enrolled in the Leagues and Classes set forth in a YSP Project Plan at the remaining Recreation Centers identified in the YSP Project Plan who completed and submitted an approved Fee Waiver.

(d) No Supplantation. RAP shall use best efforts to maintain existing funding that RAP and third-party grantors have provided to each Recreation Center to support access to youth sport throughout the entire period of this YSP Agreement and agrees that Grant Funds shall be used to supplement, not supplant, any existing baseline funding. RAP shall provide RAP's FY 2019-2020 approved budget and all subsequent annually approved RAP budgets during the Term. As part of the reconciliation process pursuant to Section 12(a) above, RAP shall annually provide the following calculations of baseline funding provided to support all of RAP's youth sport programs: 1) approximate budget allocation to support youth sport programs by recreation center (including budgeted positions); 2) all other third-party grantors; and 3) any other sources, included fees for service, in accordance with a form or process

mutually agreed upon by the Parties.

(e) Excess Funds. Should the amount of Grant Funds provided by LA 2028 to RAP under any YSP Project Plan exceed the actual expenditures provided for in Section 12(b) and incurred in the Grant Period, the excess funds (“Excess Funds”) shall be retained in the Special Fund to be used by RAP during the Agreement Term in connection with the subsequent LA28 approved YSP Project Plan and/or Seasonal Advance Funding Requests.

(f) Remaining Funds. Notwithstanding Section 12(d), up to \$10 million of (i) funding provided by LA 2028 for the YSP which remains unspent in the final Fiscal Year of the Agreement Term and (ii) any Identified Unrequested Funds shall be available for a YSP Project Plan for Fiscal Year 2028-2029 and shall be credited towards LA 2028’s total commitment for the YSP, provided that the City’s use of any remaining Grant Funds as set forth in this Section is approved by LA 2028 pursuant to the terms of this YSP Agreement. Upon the expiration or termination of this YSP Agreement, any Identified Unrequested Funds and Excess Funds (the “Remaining Funds”) shall be transferred to LA 2028’s lawful successor entity that will distribute the Remaining Funds to the RAP programs that are designed to promote youth sports in the City.

Section 13. Transparency and Accountability.

(a) Annual Report. By September 30 of each year of the Agreement Term (including any extension of the YSP for Fiscal Year 2028-2029 in accordance with Section 12(f) above), the City shall annually make a report of the prior Program Year available to the public (the “Annual Report”). The Annual Report shall include the following information: (1) The City’s account for its use of Grant Funds in the prior Program Year as provided for in Section 12(b); and (2) a key-performance-indicators (“KPIs”) section with a specific focus on determining whether the objective of increasing access to and participation in youth sport programming was successful under the annual YSP Project Plan as evidenced by providing data on the KPIs included in *Exhibit H*. If the Annual Report does not specify the methodology used by the City to measure achievement of KPIs, the City shall separately provide such information to LA 2028. The Parties agree that in no event shall the City rely on an auditor to prepare any Annual Report that is then also contracted to provide auditing or accounting services to LA 2028.

(b) Quality Assurance. RAP has identified certain internal mechanisms to ensure RAP compliance with its safety and maintenance practices, described in further detail in *Exhibit I* (“Internal QA Function”). During the Term, RAP shall maintain compliance with all RAP Standards and YSP Project Plan Requirements. The Internal QA Function shall regularly monitor RAP’s compliance with all RAP Standards and YSP Project Plan Requirements.

(c) Books and Records. Grantee shall maintain complete, accurate, and current operating and financial books, records, and related documentation with respect to all Activities which are the subject of Grant Requests during the Term or the performance of this YSP Agreement. During the Term and for five (5) years thereafter, LA 2028 (and following its dissolution, the IOC) shall have the right to inspect, review, and copy Grantee’s books, records, and other documents for purposes of verifying actual participation levels incurred in delivering Activities and general compliance with any other terms of this YSP Agreement or any YSP Project Plan at any time, at LA 2028’s/the IOC’s sole discretion. All costs of performing such inspection or audit shall be borne by LA 2028/the IOC, and exclude the use of any Grant Funds to do so.

(d) LA 2028 Reports. RAP acknowledges that LA 2028 is required to appear quarterly and/or upon request before the City Council to provide a briefing on, inter alia, LA 2028’s support for youth sport programs increasing access to sport for City youth. LA 2028 may submit its annual report

articulating support for such programs, as part of its reporting requirement to the City as set forth in the 2017 MOU. Additionally, LA 2028 has reporting requirements to its Board of Directors and to the IOC regarding the same. RAP agrees to cooperate fully and timely with any reasonable LA 2028 requests for data and information reasonably necessary for LA 2028 to fulfill such requirements. RAP further acknowledges that LA 2028 may share any publicly available data or information provided under this YSP Agreement with its accountants, attorneys, advisors, representatives, agents, and affiliates and other third parties (including without limitation the IOC and International Paralympic Committee). Notwithstanding the foregoing, no data or information may be shared that can be used to distinguish or trace an individual's identity, either alone or when combined with other information that is linked or linkable to a specific individual, unless the data or information has been anonymized in a manner sufficient to ensure that the data or information is not capable of re-identification with the specific individual.

Section 14. Termination. This YSP Agreement shall automatically terminate upon the occurrence of any of the following events: (i) upon the expiration of the Agreement Term; (ii) the termination of the Host City Contract; or (iii) the express written agreement of each of the parties hereto to terminate this YSP Agreement.

Section 15. Survival. Section 12(e) and Sections 16 and 17 shall survive the Agreement Term or termination of this YSP Agreement.

Section 16. Dispute Resolution. Any dispute involving this YSP Agreement or any YSP Project Plan will be resolved in accordance with the procedures specified in *Exhibit J* attached hereto.

Section 17. General Provisions.

(a) **Notices.** Any notices or reports relating to this YSP Agreement, and any request, demand, statement, or other communication required or permitted hereunder, shall be in writing and shall be delivered to the Parties at their respective addresses set forth in *Exhibit K*. Each Party shall promptly notify every other Party of any change of contact information, including personnel changes, provided in *Exhibit K*. Written notice shall include notice delivered via email or facsimile. A notice shall be deemed to have been received on: (i) the date of delivery, if delivered by hand during regular business hours, or by confirmed facsimile or by email; or (ii) on the third (3rd) business day following mailing by registered or certified mail, return receipt requested, to the addresses set forth in *Exhibit K*.

(b) **Relationship of Parties.** The Parties are and shall remain at all times, as to each other, wholly independent entities. No Party shall have power to incur any debt, obligation, or liability on behalf of another Party unless expressly provided to the contrary by this YSP Agreement. No employee, agent, or officer of a Party shall be deemed for any purpose whatsoever to be an agent, employee, or officer of another Party.

(c) **Assignment.** No Party may assign any of its rights or delegate any of its obligations hereunder without the prior written consent of the other Party. This shall be binding upon and inure solely to the benefit of each Party and its successors and permitted assigns, and nothing in this YSP Agreement, express or implied, is intended to or shall confer upon any other person any rights, benefits, or remedies of any nature whatsoever under or by reason of this YSP Agreement.

(d) **Amendment; Waiver.** Subject to written approval by the IOC, the terms and provisions of this YSP Agreement shall be binding upon the Parties and may not be amended, modified, or waived, except by an instrument in writing signed by each of the Parties and approved by the IOC. Waiver by any Party to this YSP Agreement of any term, condition, or covenant of this YSP Agreement shall not

constitute a waiver of any other term, condition, or covenant. Waiver by any Party of any breach or violation of any of the provisions of this YSP Agreement shall not constitute a waiver of any breach or violation of any other provision of this YSP Agreement, nor a waiver of any subsequent breach or violation of any provision of this YSP Agreement.

(e) Indemnification. City shall defend, indemnify, and hold harmless LA 2028 and its board, officers, agents, affiliates, employees, assigns, and successors in interest from and against all lawsuits and causes of action, claims, losses, demands, and expenses, including, but not limited to, damages, or liability of any nature whatsoever, for death or injury to any person, or damages or destruction of any property of any third parties, or arising in any manner out of or incident to the preparation, arranging, performance, or sponsoring of this YSP Agreement, by reason of an act, error, or omission by RAP, and/or of its commission, officers, agents, employees, assigns, and successors in interest. The rights and remedies provided in this Section shall not be exclusive, and are in addition to any other rights and remedies provided by law or under this YSP Agreement. This provision will survive expiration or termination of this YSP Agreement.

(f) Entire Agreement. This YSP Agreement constitutes the entire agreement among the Parties with respect to the subject matter hereof and supersedes all prior or contemporaneous agreements, whether written or oral, with respect thereto, provided that nothing in this YSP Agreement shall be deemed to supersede or otherwise modify all or any terms of the following: (i) the Games Agreement and any exhibits attached thereto; and (ii) the Host City Contract, any joinders to the Host City Contract, and any exhibits attached thereto.

(g) Non-Recourse. No obligation of LA 2028 or the City under this YSP Agreement constitutes an obligation of, and no recourse, claims, actions, rights to sue, or other remedies shall be had against, any trustee, director, officer, employee, volunteer, agent, consultant, member, attorney, representative, or independent contractor of LA 2028, or the City for any obligations arising out of this YSP Agreement. No trustee, director, officer, employee, volunteer, agent, consultant, member, attorney, representative, or independent contractor of LA 2028, or the City, shall have any personal liability or obligation for any act or omission of LA 2028 or the City, whether arising out of this YSP Agreement or otherwise in connection with any of the transactions contemplated hereby or thereby or any other matter related to the 2028 Games.

(h) Disclaimer. It is expressly understood by the Parties that no director, member, officer, employee, or other representative of any of the Parties shall incur any financial responsibility or liability of any kind or nature whatsoever in connection with this YSP Agreement, or any amendment and/or subsequent agreement regarding the subject matter hereof. LA 2028 shall have no liability for any debts, liabilities, deficits, or cost overruns of the Grantee. The Parties agree that the liability of LA 2028 hereunder shall be limited to the payment of this Grant pursuant to the terms and conditions of this YSP Agreement. Any contracts entered into or other obligations or liabilities incurred by the Grantee in connection with any Activities or otherwise relating to this YSP Agreement, or any YSP Project Plan provided pursuant to the terms of this YSP Agreement, shall be the sole responsibility of such Party, and LA 2028 shall have no obligation or liability whatsoever thereunder or with respect thereto. In no case shall LA 2028 be liable to the Grantee or any third party for consequential damages.

(i) No Third-Party Beneficiary. Except as expressly provided in Section 17(k), "IOC Approval," and Section 17(m), "Recovery Solely Against LA 2028," no third-party is intended to be, or shall be deemed to be a beneficiary of any provision of this YSP Agreement.

(j) Information and Knowledge Management. The Parties acknowledge Section 29.2 of the

Host City Contract - Principles, and RAP agrees to cooperate with LA 2028 and facilitate the implementation of appropriate policies and protocols which are compliant with Applicable Laws to facilitate the transfer of “Games Information Knowledge and Expertise” in accordance with LA 2028’s information knowledge strategy and policies.

(k) IOC Approval Required. The Parties acknowledge that the understandings set forth in this YSP Agreement are subject to the written approval of the IOC and shall not be binding upon any Party unless and until such written approval is obtained. The Parties further acknowledge that any Section 17(c) written consent provided by a Party to allow the other Party to assign any of its rights or delegate any of its obligations hereunder is subject to the prior written approval of the IOC and shall not be binding upon any Party unless and until such written approval is obtained.

(l) Marketing or Publicity Rights. The City will regularly consult and collaborate with LA 2028 on the brand identity and marketing of the YSP and will provide LA 2028 such information regarding the City’s plans with respect thereto as may be reasonably required by LA 2028. The City may not affiliate itself, or their respective staff or partners, with the United States Olympic and Paralympic Properties, LLC (“USOPP”) or any other official Olympic and/or Paralympic organization, including the IOC, International Paralympic Committee, USOPC, and any joint venture or similar entity with any such party (each a “Games Entity”) or use any marks or brands associated with the commercial properties of any Games Entity without the prior, express, written consent of LA 2028, subject to the understanding that any such consent may be conditioned on the City providing LA 2028 such information as may be reasonably required by LA 2028 in order to evaluate the City’s request. LA 2028, the USOPC, and the IOC may not affiliate itself or their respective staff or partners, with the City or use any marks or brands associated with the City without the prior, express, written consent of the City; provided, however, that approval for the IOC to publish promotional materials relating to the Activities, or any YSP Agreement provided hereunder, shall not to be unreasonably withheld, conditioned or delayed. Nothing in this YSP Agreement shall be construed as giving any Party the right to advertise or publicize its affiliation or relationship with the other Party, or represent or imply that any product or service provided has been endorsed or approved by them, including by publishing or issuing any statement (factual or otherwise) about LA 2028 or the City of LA, without prior written consent. Neither Party shall have a right to use any trademarks, logos, or other intellectual property of the other without their prior, express, written consent. LA 2028 shall obtain express written consent from City affirming parental consent or waiver prior to publishing photos of minors. Nothing herein is intended to prevent the IOC from promoting the importance of the YSP to the success of the 2028 Olympic and Paralympic Games or from providing general news coverage of the YSP through the IOC’s media channels.

(m) Recovery Solely Against LA 2028. The Parties acknowledge and agree that RAP shall have no right of recovery of any kind against USOPP, the USOPC, or the IOC, or any affiliate, director, officer, employee, consultant, or independent contractor of any of USOPP, the USOPC, or the IOC under this YSP Agreement, and that its sole and exclusive recourse or remedy for any claims, demands, actions, suits, or other proceedings under this YSP Agreement shall be against the assets of LA 2028 only. Each of USOPP, the USOC, and IOC shall be a third-party beneficiary of this Section with full rights of enforcement thereof. This provision will survive expiration or termination of this YSP Agreement.

(n) Governing Law. This YSP Agreement has been negotiated, executed, and delivered and will be performed in the State of California, and shall be governed by and construed in accordance with its laws.

(o) Interpretation. References in this YSP Agreement to any gender include references to all genders, and references to the singular include references to the plural and vice versa. Unless the context

otherwise requires, the words “include,” “includes,” and “including” when used in this YSP Agreement shall be deemed to be followed by the phrase, “without limitation.” Unless the context otherwise requires, references in this YSP Agreement to Sections, Annexes, Exhibits, and Schedules shall be deemed to be references to Sections of, and Annexes, Exhibits and Schedules to this YSP Agreement. Unless the context otherwise requires, the words “hereof,” “hereby,” and “herein,” and words of similar meaning when used in this YSP Agreement, refer to this YSP Agreement in its entirety and not to any particular Section or provision of this YSP Agreement.

(p) Counterparts. This YSP Agreement may be executed in any number of counterparts, each of which shall be an original, but all of which taken together shall constitute but one and the same instrument. This YSP Agreement is being executed in three (3) originals, each of which is deemed to be an original.

IN WITNESS WHEREOF, the Parties hereto have caused this YSP Agreement to be executed by their duly authorized representatives and affixed as of the date of signature of the Parties:

Executed this 16th day
of September, 2020

THE CITY OF LOS ANGELES, a municipal corporation, acting by and through its DEPARTMENT OF RECREATION AND PARKS

By *M. Shull*
GENERAL MANAGER

Executed this 18th day
of September, 2020

LOS ANGELES ORGANIZING COMMITTEE FOR THE OLYMPIC AND PARALYMPIC GAMES 2028

By *Casey Wasserman*
Name: Casey Wasserman
Title: Chairperson

MICHAEL N. FEUER,
City Attorney

Attest: HOLLY L. WOLCOTT, CITY CLERK

Date: 9/23/2020

Date: 9/18/2020
By: *Daniel Kreinbring*
Name: Daniel Kreinbring
Title: Deputy City Attorney

By: *Holly L. Wolcott* 
Deputy City Clerk

Exhibit A

Department Standards for Quality Youth Sports - Clean & Safe Parks

Site Safety

RAP is committed to providing safe, accessible, and well maintained parks. The rules and regulations for all City Parks are codified in the City's Municipal Code, governed by the RAP Board of Commissioners and the Los Angeles City Council. Primary enforcement of all safety rules are handled by RAP's Park Ranger Division who collaborates closely with the Los Angeles Police Department (LAPD), Los Angeles Fire Department (LAFD), and other appropriate government agencies to ensure parks remain safe. RAP's Ranger Division has developed working relationships with LAPD Senior Lead Officers and the City Attorney's Neighborhood Prosecutors at all 22 LAPD stations and in each of RAP's three regional divisions: Metro, Pacific and the Valley Shoreline.

Through this collaboration, park rangers attend a weekly crime briefing at LAPD stations to exchange information on potential developing crime patterns or other issues that may affect safety for our patrons. The data shared at these meetings informs the deployment of shared resources by LAPD detectives and officers at parks across the City.

Members of the public are routinely encouraged to report safety concerns directly to Park Rangers, LAPD or through the City's 311 or 911 emergency operation divisions.

Maintenance

Maintenance and infrastructure care, especially lighting, plays a significant role in keeping our parks safe. RAP continues to replace and add LED lighting at every park in the City to provide a brighter more focused reliable light source. LED lighting is also effective in reducing required maintenance.

All Parks and facilities shall be maintained at a level free of excessive litter, debris, and graffiti. Restrooms shall be kept clean, sanitary, and well-stocked during all park hours. All known maintenance issues shall be addressed in a timely manner to prevent disruption or impact of any recreational program.

All members of the public are able to report maintenance concerns directly to on site park recreation staff, maintenance crews, park rangers or through the City's 311 system or through the Department's on line-app

Coaches Training and Standard

Vetting for Volunteer Coaches:

All RAP volunteer coaches are currently vetted through a mandatory Volunteer Application process. A volunteer, who is not already registered in the system, receives a Volunteer Application form; fills out the application in person or on line at home or at the local recreation center.

RAP Human Services Division (HR) receives the on-line application and e-reminds the applicant to get fingerprinted. The applicant must then schedule a Live Scan appointment to get fingerprinted by a Department Live Scan technician at one of several Live Scan RAP locations. The applicant waits for Department of Justice (DOJ) report that is sent to HR. HR reviews the report to determine if the volunteer is cleared to volunteer. A volunteer is not authorized to coach until their fingerprint (DOJ) clearance is received by RAP's HR Division. DOJ actively continues to monitor volunteer's status and sends status changes to HR. If HR clears the volunteer, recreation staff is notified and the volunteer can

begin coaching at the recreation center. RAP uses Volgistics, a consolidated database to keep track of volunteer information including their clearance dates and estimated hours worked.

Coaching Training:

RAP has training standards and procedures to certify its volunteer coaches and to ensure participating youth receive the appropriate educational, social, and physical benefits of playing sports. RAP seeks quality candidates that pledge to live up to the responsibilities of a coach, and who will: place the emotional and physical well-being of players ahead of a personal desire to win, ensure the sports environment is one of fun and enjoyment, lead by example in demonstrating fair play and sportsmanship, and instill the proper attitudes and values in all participants.

RAP staff periodically receive coaches training, at times in partnership with local coaching organizations. Training is designed to provide common-sense messages on coaching and training today's young athletes. Delivery methods include sessions and clinics that provide sport specific trainings, by organizations that teach best practices. RAP staff is provided mandatory "train the trainer" sessions by these organizations, i.e., Coaching Corps, Positive Coaches Alliance, for staff to prepare volunteer coaches with the tools they need to teach and demonstrate good sportsmanship and best practices in the following topics:

- Communicating with athletes and parents
- Motivating young athletes
- Dealing with "problem" athletes
- Importance of well-planned practices
- Developing your own coaching philosophy
- Why kids play sports and why many drop-out
- Coaches' Code of Conduct for all RAP sport programs
- Skills Clinics
- Specific Gender Equity Guidelines

RAP staff shall ensure all coaches are trained in best coaching practices, inclusive of the Coaching Training described herein and through the use of on-line resources such as the How to Coach Kids online courses. RAP will include its annual training plan in each YSP Project Plan.

Safe Sport

In accordance with Section 9(a)(iv) of this YSP Agreement, the City shall provide a Safe Sport program in connection with all Activities by RAP and any RAP Partner Providers upon the commencement of the Safe Sport program.

Exhibit B

Direct Costs

Direct Costs		
League		
Line Item	Cost	Description
Trophy	\$13	All youth receive an item to recognize their participation. Teams that win 1st and 2nd place typically receive large trophies. Some
Sports Equipment (shared cost)	\$30.00	Sports equipment is replaced for every sport seasonally. Items vary per sport and may include: balls, scoreboards, nets, gloves,
Uniform (City contract)	\$40.00	All participants receive team uniforms. One set may include: jersey, shorts, socks, etc.
Volunteer Coaches //OR//	\$17.00	All volunteer coaches complete coaches training and background checks. When pre-requisites are met, coaches are placed on a
Non-Volunteer Coaches (shared cost)	\$40.00	This consists of part-time staff that: coach teams, host pre-season meetings to place youth on teams, set-up materials for games,
Officials	\$37.00	The cost per official depends on the sport and background of the official (experience/certification). The cost can range between \$30
Pre & Post-Season Events	\$20.00	Every quarter, facilities host opening and closing day events for each sport to generate excitement and acknowledge all kids
Requested from LA28	\$180.00	

Class		
Line Item	Cost	Description
Fitness Equipment (shared cost)	\$20.00	In order to facilitate a successful program, RAP ensures appropriate supplies are available at all sites. Some supplies include: sports
Class instructor (shared cost)	\$40.00	This individual teaches the specialized fitness activity.
Pre & Post-Season Events	\$20.00	Every quarter, facilities host opening and closing day events for each sport to generate excitement and acknowledge all kids
Requested from LA28	\$80.00	

Exhibit C

Enrollment Practices

RAP's Enrollment Practices constitute the systems, procedures, language, and culturally appropriate practices adopted by RAP from time to time, which are designed to (i) facilitate public awareness of the Quality Youth Sports offered at Recreation Centers or other such facilities where Activities occur, (ii) facilitate or simplify in-person and online registration, and (iii) encourage feedback, provided that there is no additional resource impact or fee to RAP or the end-user.

RAP's Enrollment Practices include a citywide marketing outreach strategy to increase awareness of enrollment opportunities and enroll as many participants as possible. RAP also employs a variety of methods to ensure families are able to sign up for activities in advance. For example, to allow better planning and scheduling for patrons, RAP standardized start dates and end dates for all sports and fitness activities so they are uniform citywide.

RAP currently utilizes the tools below to increase awareness of programs.

1. Online Outreach & Registration

- LAPARKS.ORG, RAP's main website, displays RAP events and activities in rotation to promote whatever is currently front and center.
- All RAP activities are programmed into RecTrac, RAP's online activity registration system, for activity registration, online or offline.
- LAPARKS.ORG has a direct link for patrons to register online for RAP activities in RecTrac.
- RecTrac can send email campaigns, on demand, to encourage patrons to enroll in upcoming activities. RecTrac currently has over 100,000 patron emails.
- RecTrac email campaigns can be targeted to past participants of specific activities or a general email to all.
- RAP Public Relations uses social media to promote RAP events and activities.

2. In-Person Registration

- Recreation staff can register patrons in person at the recreation center.
- RAP strives to use multiple languages on class and league bulletins and paperwork.

3. Community Engagement

- Periodically, RAP will solicit feedback from patrons, using platforms such as SurveyMonkey or MailChimp.
- Recreation center staff members perform program outreach to their respective communities.

Exhibit D

CITY OF LOS ANGELES
DEPARTMENT OF RECREATION AND PARKS
SELF-CERTIFICATION FORM

YEAR: _____

Participant Name _____

Age _____
Gender M _____ F _____

Parent/Guardian Signature _____ **Date** _____

The participant listed above receives a free or reduced lunch through the National School Lunch Program at the public or private school attended by participant: (Name of School) _____.

APPLICANT STATEMENT: I certify that the information provided on this form is accurate and complete. I acknowledge that providing false information shall be grounds for termination from the program. I therefore authorize such verification, and will provide supporting documents if requested.

Parent Consent: I give permission for my child, whose name is listed below, to participate in the City of Los Angeles Department of Recreation and Parks Program. I authorize the City to make, procure or use photographs, film, tapes or other likenesses or Minor's physical image and/or voice as may be needed for use with program's publicity material. I agree to hold harmless the City of Los Angeles, Department of Recreation and Parks. **I understand that the City of Los Angeles carries no insurance.** I also understand the City of Los Angeles Department of Recreation and Parks Program reserves the right to dismiss a child for any conduct detrimental to the program.

DEPARTAMENTO DE RECREACIÓN Y PARQUES
CIUDAD DE LOS ÁNGELES
FORMA DE AUTO-CERTIFICACION

AÑO: 202__

Nombre del Participante: _____ **Edad:** _____
Sexo: M _____ F _____

Firma del Padre/Guardián _____ **Fecha:** _____

El participante mencionado en esta forma recibe un almuerzo gratis o reducido a través del Programa Nacional de Almuerzos Escolares en la escuela pública o privada a la que el participante atiende: : (Nombre de Escuela) _____

Declaración del Participante: Yo certifico que la información proveída en esta forma es correcta y completa. Yo reconozco que proveer información falsa podría ser causa de descalificación del programa. Yo, por lo tanto autorizo tal verificación y proveeré documentos adicionales si fuesen requeridos.

Consentimiento de Padre: Yo le doy permiso a mi hijo/a, cual está nombrado en esta forma, para participar en el programa del Departamento de Recreación y Parques de la Ciudad de Los Ángeles. Autorizo que la Ciudad de Los Ángeles haga, obtenga o utilice fotografías, videos, grabaciones u otras imágenes físicas y/o de voz cuales sean necesarios para uso con el material de publicidad de éste programa. Estoy de acuerdo a mantener indemne al Departamento de Recreación y Parques de la Ciudad de Los Ángeles. **Entiendo que la Ciudad de Los Angeles no tiene aseguranza.** También entiendo que el programa del Departamento de Recreación y Parques de la Ciudad de Los Angeles reserva el derecho a despedir a cualquier participante por cualquier conducta perjudicial al programa.

Exhibit E
Project Plan Funding

[See attached.]

YSP Project Plan - Available Funding											
YSP Year	Start	End	Available Funding	Net Available Funding	Funds Requested	Identified Unrequested Funds	Direct Costs	Other Costs <i>Total not to exceed \$6.4M.</i>	Actual Costs	Excess Funds	Cummulative PY Available Funding
			\$160M / 100 months	Available Funding + Cummulative PY Available Funding	Direct input	Available Funds per FY - Funds Requested	Direct input	Direct input	Direct Costs + Other Costs	Funds Requested - Actual Costs	Allocated Unrequested Funding + Excess Funds
0*	SwimLA 2018	SwimLA 2019									
1**	03/01/20	06/30/20	\$6,400,000	\$3,900,000		\$3,900,000	\$2,500,000		\$2,500,000	-\$2,500,000	-\$2,500,000
2	07/01/20	06/30/21	\$19,200,000	\$23,100,000		\$23,100,000			\$0	\$0	\$3,900,000
3	07/01/21	06/30/22	\$19,200,000	\$42,300,000		\$42,300,000			\$0	\$0	\$23,100,000
4	07/01/22	06/30/23	\$19,200,000	\$61,500,000		\$61,500,000			\$0	\$0	\$42,300,000
5	07/01/23	06/30/24	\$19,200,000	\$80,700,000		\$80,700,000			\$0	\$0	\$61,500,000
6	07/01/24	06/30/25	\$19,200,000	\$99,900,000		\$99,900,000			\$0	\$0	\$80,700,000
7	07/01/25	06/30/26	\$19,200,000	\$119,100,000		\$119,100,000			\$0	\$0	\$99,900,000
8	07/01/26	06/30/27	\$19,200,000	\$138,300,000		\$138,300,000			\$0	\$0	\$119,100,000
9	07/01/27	06/30/28	\$19,200,000	\$157,500,000		\$157,500,000			\$0	\$0	\$138,300,000
10	07/01/28	08/31/28	\$19,200,000	\$157,500,000		\$157,500,000			\$0	\$0	\$157,500,000
			\$160,000,000				\$2,500,000	\$0	\$2,500,000		
							Remaining Amount		\$157,500,000		

* This amount will be adjusted to reflect actual expenditures for SwimLA 2018 and 2019.

** The Actual Costs for SwimLA 2018 and SwimLA 2019 will reduce the Net Available Funding in YSP Year 1.

Net Available Funding amount in YSP Year 10 is the sum of remaining Excess Funds and Identified Unrequested Funds pursuant to YSP Agreement Section 12(f).

Exhibit F
Tracking Participants
[See attached.]

EXHIBIT F - Baseline FY 2018/2019

YOUTH SPORT PARTNERSHIP



RECREATION CENTERS					Summer 2018 Actual Enrollment (Baseline) Totals			Fall 2018 Actual Enrollment (Baseline) Totals			Winter 2019 Actual Enrollment (Baseline) Totals			Spring 2019 Actual Enrollment (Baseline) Totals			FY 2018/2019 Actual Enrollment (Baseline) Totals		
Facility	Address	Region	CD	GPLA	Actual Enrollment (Baseline) - Classes	Actual Enrollment (Baseline) Sports Leagues	Actual (Baseline) Total Enrollment	Actual Enrollment (Baseline) - Classes	Actual Enrollment (Baseline) Sports Leagues	Actual (Baseline) Total Enrollment	Actual Enrollment (Baseline) - Classes	Actual Enrollment (Baseline) Sports Leagues	Actual (Baseline) Total Enrollment	Actual Enrollment (Baseline) - Classes	Actual Enrollment (Baseline) Sports Leagues	Actual (Baseline) Total Enrollment	Actual Enrollment (Baseline) - Classes	Actual Enrollment (Baseline) Sports Leagues	Actual (Baseline) Total Enrollment
1	109th Street R.C.	1464 E. 109th St., Los Angeles, CA 90059	Pacific	15	Y	36	41	77	36	36	74	48	122	32	114	146	178	203	381
2	Algin Sutton R.C.	8800 S. Hoover St., Los Angeles, CA 90044	Pacific	8	Y	4	172	176	36	36	6	110	116	5	149	154	51	431	482
3	Alpine R.C.	817 Yale St., Los Angeles, CA 90012	Metro	1	Y	178	184	362	147	184	131	167	298	186	90	276	642	478	1,120
4	Andres and Maria Cardenas R.C.	14740 Blythe St., Panorama City, CA 91402	Valley	6	Y			0	47	47	58		58	150		150	255	0	255
5	Balboa Sports Complex	17015 Burbank Blvd., Encino, CA 91316	Valley	6		149	630	779	112	112	143	411	554	188	282	470	592	1323	1915
6	Baldwin Hills R.C.	5401 Highlight Pl., Los Angeles, CA 90016	Pacific	10	Y	7	249	256	101	322	81	498	579	15	373	388	204	1,442	1,646
7	Banning R.C.	1331 Eubank Ave, Wilmington, CA 90744	Pacific	15	Y	76	61	137	97	97	61	80	141	112	96	208	346	237	583
8	Barrington R.C.	333 S. Barrington Ave., Los Angeles, CA 90049	Valley	11		78	249	327	9	9	42	357	399	25	248	273	154	854	1008
9	Bellevue R.C.	826 Lucile Ave., Los Angeles, CA 90026	Metro	13	Y	51	149	200	65	66	41	204	245	65	223	288	222	577	799
10	Bogdanovich R.C.	1920 Cumbre Drive, San Pedro, CA 90732	Pacific	15				0		229		442	442		225	225	0	896	896
11	Boyle Heights Sports Center	933 South Mott St., Los Angeles, CA 90023	Metro	14	Y		88	88		0	18	45	63		175	175	18	308	326
12	Branford R.C.	13306 Branford St., Arleta, CA 91331	Valley	6			431	431	69	69	8	194	202	2	302	304	79	927	1006
13	Carlin G. Smith R.C.	511 West Ave 46, Los Angeles, CA 90065	Metro	1		19		19	35	35	42		42	24		24	120	0	120
14	Central R.C.	1357 East 22nd St., Los Angeles, CA 90011	Pacific	9	Y	10	177	187	55	10	18	58	76	32	130	162	115	375	490
15	Chatsworth Park South	22360 Devonshire St., Chatsworth, CA 91311	Valley	12		9		9	21	21	24	5	29	32	6	38	86	11	97
16	Cheviot Hills R.C.	2551 Motor Ave., Los Angeles, CA 90064	Valley	5			1275	1275	150	150	104	1712	1816	213		213	467	2987	3454
17	Chevy Chase R.C.	4165 Chevy Chase Dr., Los Angeles, CA 90039	Metro	13	Y	10	52	62	11	11	21	126	147	31	29	60	73	207	280
18	Costello R.C.	3141 E. Olympic Bl., Los Angeles, CA 90023	Metro	14	Y	80	72	152	71	71	75	72	147	97	176	273	323	320	643
19	Crestwood Hills R.C.	1000 Hanley Ave., Los Angeles, CA 90049	Valley	11				0		0			0		0	0	0	0	0
20	Culver Slauson R.C.	5072 S. Slauson Ave., Culver City, CA 90230	Pacific	11	Y		20	20	7	7			0		0	0	7	20	27
21	Cypress Park R.C.	2630 Pepper Ave., Los Angeles, CA 90065	Metro	1	Y	1	74	75	39	39	119	170	289	77	158	235	236	402	638
22	David M. Gonzales/Pacoima R.C.	10943 Herrick Ave., Pacoima, CA 91331	Valley	7	Y	165	37	202	178	158	167	131	298	163	307	470	673	633	1,306
23	Delano R.C.	15100 Erwin St., Van Nuys, CA 91411	Valley	6	Y	151		151	149	224	141	245	386	179	106	285	620	575	1,195
24	Denker R.C.	1550 West 35th Pl., Los Angeles, CA 90018	Pacific	8	Y	48	87	135		0	41	140	181	43	132	175	132	359	491
25	Downey R.C.	1772 North Spring St, Los Angeles, CA 90031	Metro	1	Y	18	68	86	12	12	11	68	79	61	209	270	102	345	447
26	E. Wilmington Greenbelt Community Center	918 North Sanford Ave., Wilmington, CA 90744	Pacific	15	Y			0		0	8		8	8		8	16	0	16
27	Eagle Rock R.C.	1100 Eagle Vista Dr., Los Angeles, CA 90041	Metro	14		43	341	384	5	5	50	155	205	93	243	336	191	739	930
28	Echo Park R.C.	1632 Bellevue Ave, Los Angeles, CA 90026	Metro	13	Y	383	334	717	359	359	329	294	623	414	287	701	1,485	915	2,400
29	El Sereno R.C.	4721 Klamath St., Los Angeles, CA 90032	Metro	14	Y	18	151	169	1	233	15	246	261	9	478	487	43	1,108	1,151
30	Elysian Valley R.C.	1811 Ripple St., Los Angeles, CA 90039	Metro	13	Y	29	7	36		73		58	58	59	147	206	88	285	373
31	Encino Community Center	4935 Balboa Blvd, Encino, CA 91316	Valley	5		90		90		0	72		72	132		132	294	0	294
32	Evergreen R.C.	2844 E. 2nd St, Los Angeles, CA 90033	Metro	14	Y	9	457	466	11	11	62	202	264	38	297	335	120	956	1,076
33	Expo Center/Roy Anderson R.C.	3980 South Bill Robertson Lane, Los Angeles, CA 90037	Pacific	9	Y	117	830	947	60	27	51	920	971	199	702	901	427	2,479	2,906
34	Fernangeles R.C.	8851 Laurel Canyon Blvd, Sun Valley, CA 91352	Valley	6	Y	309	301	610	293	193	294	397	691	445	283	728	1,341	1,174	2,515
35	Fred Roberts R.C.	4700 S. Honduras St., Los Angeles, CA 90011	Pacific	9	Y	45	37	82	40	40	87	27	114	110	9	119	282	73	355
36	Gilbert Lindsay R.C.	429 E. 42nd Pl., Los Angeles, CA 90011	Pacific	9	Y			0		0			0	1		1	1	0	1
37	Glassell Park R.C.	3650 Verdugo Rd., Los Angeles, CA 90065	Metro	1	Y	18	118	136	50	8	11	123	134	18	125	143	97	374	471

EXHIBIT F - Baseline FY 2018/2019

YOUTH SPORT PARTNERSHIP



RECREATION CENTERS					Summer 2018 Actual Enrollment (Baseline) Totals			Fall 2018 Actual Enrollment (Baseline) Totals			Winter 2019 Actual Enrollment (Baseline) Totals			Spring 2019 Actual Enrollment (Baseline) Totals			FY 2018/2019 Actual Enrollment (Baseline) Totals			
Facility	Address	Region	CD	GPLA	Actual Enrollment (Baseline) - Classes	Actual Enrollment (Baseline) Sports Leagues	Actual (Baseline) Total Enrollment	Actual Enrollment (Baseline) - Classes	Actual Enrollment (Baseline) Sports Leagues	Actual (Baseline) Total Enrollment	Actual Enrollment (Baseline) - Classes	Actual Enrollment (Baseline) Sports Leagues	Actual (Baseline) Total Enrollment	Actual Enrollment (Baseline) - Classes	Actual Enrollment (Baseline) Sports Leagues	Actual (Baseline) Total Enrollment	Actual Enrollment (Baseline) - Classes	Actual Enrollment (Baseline) Sports Leagues	Actual (Baseline) Total Enrollment	
38	Granada Hills R.C.	16730 Chatsworth St., Granada Hills, CA 91344	Valley	12		251	604	855	47	105	152	68	353	421	170	548	718	536	1610	2146
39	Green Meadows R.C.	431 E. 89th St., Los Angeles, CA 90003	Pacific	9	Y		8	8		21	21		44	44		46	46	0	119	119
40	Harbor City R.C.	24901 Frampton Ave, Harbor City, CA 90710	Pacific	15	Y	58	28	86			0		72	72		182	182	58	282	340
41	Hazard Park R.C.	2230 Norfolk St, Los Angeles, CA 90033	Metro	14	Y			0	4	105	109		123	123		189	189	4	417	421
42	Highland Park R.C.	6150 N. Piedmont Avenue, Los Angeles, CA 90042	Metro	1	Y	21	158	179	31		31	17	165	182	39	290	329	108	613	721
43	Hollenbeck Park R.C.	415 S. St. Louis St, Los Angeles, CA 90033	Metro	14		57		57	76		76	138		138	185		185	456	0	456
44	Hollywood R.C.	1122 Cole Ave., Los Angeles, CA 90038	Metro	13	Y	15	58	73	11		11	24	9	33	40	40	80	90	107	197
45	Hoover R.C.	1010 W. 25th St., Los Angeles, CA 90007	Metro	1	Y	51	85	136	92		92	89	75	164	130		130	362	160	522
46	Hubert Humphrey R.C.	12560 Filmore St., Pacoima, CA 91331	Valley	7	Y	56	445	501	170	3	173	97	143	240	146	603	749	469	1,194	1,663
47	Jackie Tatum Harvard R.C.	1535 W. 62nd St., Los Angeles, CA 90047	Pacific	8	Y	33	248	281	88	1	89	39	169	208	104	172	276	264	590	854
48	Jim Gilliam R.C.	4000 S. La Brea Avenue, Los Angeles, CA 90008	Pacific	10	Y		11	11	16		16		61	61	11	34	45	27	106	133
49	Lafayette MultiPurpose Community Cent	625 South Lafayette Park Place, Los Angeles	Metro	10		78	28	106	53	23	76	64	22	86	58	22	80	253	95	348
50	Lake Street Park	227 North Lake St., Los Angeles, CA 90026	Metro	13	Y	76	209	285	103	24	127	88	141	229	107	68	175	374	442	816
51	Lakeview Terrace R.C.	11075 Foothill Blvd, Lakeview Terrace, CA 91342	Valley	7		93	117	210	111	15	126	105	107	212	160	88	248	469	327	796
52	Lanark R.C.	21816 Lanark St, Canoga Park, CA 91305	Valley	3	Y	205	361	566	8		8	170	260	430	191	404	595	574	1,025	1,599
53	Leland R.C.	863 S. Herbert Ave, San Pedro, CA 90731	Pacific	15	Y			0			0			0	52	52	0	52	52	52
54	Lemon Grove R.C.	4959 Lemon Grove Ave, Los Angeles, CA 90029	Metro	13	Y	133	47	180	88		88	121	34	155	112	84	196	454	165	619
55	Lincoln Heights R.C.	2303 Workman Street, Los Angeles, CA 90033	Metro	1	Y		116	116		6	6		72	72	2	121	123	2	315	317
56	Lincoln Heights Youth Center	2911 Altura Street, Los Angeles, CA 90031	Metro	1	Y			0	296	33	329	323	72	395		619	0	105	724	724
57	Lincoln Park R.C.	3501 Valley Blvd, Los Angeles, CA 90031	Metro	1	Y	48	27	75	92	29	121	71	61	132	73	183	256	284	300	584
58	Loren Miller R.C.	2717 Halldale Ave, Los Angeles, CA 90018	Pacific	8	Y	89	74	163			0	106		106	23	87	110	218	161	379
59	Macarthur Park R.C.	2230 W. 6th St., Los Angeles, CA 90057	Metro	1	Y			0	82		82	26		26	18	7	25	126	7	133
60	Mar Vista R.C.	11430 Woodbine Ave., Los Angeles, CA 90066	Valley	11		58	509	567			0	107	399	506	53	665	718	218	1573	1791
61	Martin Luther King, Jr. R.C.	3916 S. Western Avenue, Los Angeles, CA 90062	Pacific	8	Y	33		33	51	93	144	78	46	124	63	73	136	225	212	437
62	Mason Park R.C.	10500 Mason Ave, Chatsworth, CA 91311	Valley	12		125	233	358		25	25	137	668	805	228	8	236	490	934	1424
63	Montecito Heights R.C.	4545 Homer St., Los Angeles, CA 90031	Metro	1	Y	71	110	181		101	101	93	115	208	124	289	413	288	615	903
64	Mount Carmel R.C.	830 West 70th St., Los Angeles, CA 90044	Pacific	8	Y	106	34	140	43	3	46	108	38	146	107	19	126	364	94	458
65	Normandale R.C.	22400 S. Halldale Ave., Los Angeles, CA 90501	Pacific	15	Y		57	57		30	30		90	90		66	66	0	243	243
66	Normandie R.C.	1550 S. Normandie Avenue, Los Angeles, CA 90006	Metro	1	Y		110	110			0		73	73		274	274	0	457	457
67	North Hills Community Park	8756 N. Parthenia Pl, North Hills, CA 91343	Valley	6				0			0			0			0	0	0	0
68	North Hollywood R.C.	11430 Chandler Blvd, North Hollywood, CA 91601	Valley	2	Y	92	150	242	109		109	83	162	245	92	123	215	376	435	811
69	North Weddington R.C.	10844 Acama St., Studio City, CA 91602	Valley	2		16		16	2	122	124	1	302	303	6	363	369	25	787	812
70	Northridge R.C.	18300 Lemarsh St., Northridge, CA 91324	Valley	12		154	335	489		1	1	47	450	497	74	807	881	275	1593	1868
71	Oakwood R.C.	767 California Ave, Venice, CA 90291	Valley	11	Y	17	70	87		35	35	15	76	91		53	53	32	234	266
72	Palisades R.C.	851 Alma Real Dr., Pacific Palisades, CA 90272	Valley	11		37	493	530	18		18	43	1181	1224	118	181	299	216	1855	2071
73	Palms R.C.	2950 Overland Ave., Los Angeles, CA 90064	Valley	5		14	64	78	5		5	10	196	206	8		8	37	260	297

EXHIBIT F - Baseline FY 2018/2019

YOUTH SPORT PARTNERSHIP



RECREATION CENTERS					Summer 2018 Actual Enrollment (Baseline) Totals			Fall 2018 Actual Enrollment (Baseline) Totals			Winter 2019 Actual Enrollment (Baseline) Totals			Spring 2019 Actual Enrollment (Baseline) Totals			FY 2018/2019 Actual Enrollment (Baseline) Totals			
Facility	Address	Region	CD	GPLA	Actual Enrollment (Baseline) - Classes	Actual Enrollment (Baseline) Sports Leagues	Actual (Baseline) Total Enrollment	Actual Enrollment (Baseline) - Classes	Actual Enrollment (Baseline) Sports Leagues	Actual (Baseline) Total Enrollment	Actual Enrollment (Baseline) - Classes	Actual Enrollment (Baseline) Sports Leagues	Actual (Baseline) Total Enrollment	Actual Enrollment (Baseline) - Classes	Actual Enrollment (Baseline) Sports Leagues	Actual (Baseline) Total Enrollment	Actual Enrollment (Baseline) - Classes	Actual Enrollment (Baseline) Sports Leagues	Actual (Baseline) Total Enrollment	
74	Pan Pacific Park R.C.	7600 Beverly Blvd., Los Angeles, CA 90036	Metro	4																
					45	290	335	92	57	149	109	399	508	122	287	409	368	1033	1401	
75	Panorama City R.C.	8600 Hazeltine Ave., Panorama City, CA 91402	Valley	6	Y															
					101	78	179	73	45	118	83	56	139	96	70	166	353	249	602	
76	Pecan R.C.	127 South Pecan St., Los Angeles, CA 90033	Metro	14	Y															
						217	217		60	60	2	149	151		380	380	2	806	808	
77	Peck Park Community Center	560 North Western Ave., San Pedro, CA 90732	Pacific	15																
					4	153	157	22		22	14	150	164	15	186	201	55	489	544	
78	Penmar R.C.	1341 Lake St, Los Angeles, CA 90291	Valley	11																
					10	363	373	43	24	67	43	209	252	14	229	243	110	825	935	
79	Poinsettia R.C.	7341 Willoughby Ave, Los Angeles, CA 90046	Metro	5	Y															
					79	33	112	89	18	107	84	56	140	69	61	130	321	168	489	
80	Queen Anne R.C.	1240 West Blvd, Los Angeles, CA 90019	Metro	10	Y															
					55	440	495	8		8	76	240	316	121	218	339	260	898	1,158	
81	Ramon Garcia R.C.	1016 S. Fresno Street, Los Angeles, CA 90023	Metro	14	Y															
						144	144			0	24	176	200	13	271	284	37	591	628	
82	Rancho Cienega Sports Complex	5001 Rodeo Rd, Los Angeles, CA 90016	Pacific	10	Y															
						84	84	6	3	9	44	44	44	60	60	60	6	191	197	
83	Reseda R.C.	18411 Victory Blvd, Reseda, CA 91335	Valley	3	Y															
					154	84	238	36	27	63	137		137	92	307	399	419	418	837	
84	Rio de Los Angeles State Park	1900 N. San Fernando Rd, Los Angeles, CA 90065	Metro	1	Y															
					131	91	222	136		136	137	2	139	162	133	295	566	226	792	
85	Ritchie Valens R.C.	10736 Laurel Canyon Blvd, Pacoima, CA 91331	Valley	7	Y															
					108	424	532	71	73	144	159	857	1,016	190	354	544	528	1,708	2,236	
86	Robertson R.C.	1641 Preuss Rd., Los Angeles, CA 90035	Pacific	5																
							0			0			0		0	0	0	0	0	
87	Rose Hill R.C.	4530 Mercury Ave., Los Angeles, CA 90032	Metro	14	Y															
					34	107	141	9	11	20	22	52	74	60	152	212	125	322	447	
88	Rosecrans R.C.	840 W. 149th St., Gardena, CA 90247	Pacific	15	Y															
					76	67	143	23	108	131	132	100	232	15	216	231	246	491	737	
89	Ross Snyder R.C.	1501 East 41st St., Los Angeles, CA 90011	Pacific	9	Y															
						61	61			0		120	120		162	162	0	343	343	
90	Rustic Canyon R.C.	601 Latimer Rd., Santa Monica, CA 90402	Valley	11																
					5		5	9		9	9		9	16		16	39	0	39	
91	Seoul International Park	3250 San Marino St., Los Angeles, CA 90006	Pacific	10	Y															
					12	520	532	49		49	60	173	233	59	144	203	180	837	1,017	
92	Sepulveda R.C.	8825 Kester Ave., Panorama City 91405	Valley	6	Y															
					46	163	209	28	12	40	81	139	220	40	118	158	195	432	627	
93	Shadow Ranch R.C.	22633 Vanowen St, West Hills, CA 91307	Valley	12																
					137		137	50		50	114		114	107		107	408	0	408	
94	Shatto R.C.	3191 West 4th St, Los Angeles, CA 90020	Metro	13	Y															
					560	70	630	255	179	434	136	161	297	175	165	340	1,126	575	1,701	
95	Silver Lake R.C.	1850 West Silver Lake Dr., Los Angeles, CA 90026	Metro	13																
					103	193	296	32		32	43	647	690	77	102	179	255	942	1197	
96	Slauson R.C.	5306 S. Compton Ave., Los Angeles, CA 90011	Pacific	9	Y															
						118	118			0		53	53	32	53	85	32	224	256	
97	South Park R.C.	345 East 51st St., Los Angeles, CA 90011	Pacific	9	Y															
					85		85	1		1	209		209	251	18	269	546	18	564	
98	South Seas House	2301 West 24th St., Los Angeles CA 90018	Metro	10																
					12		12	6		6	23		23	20	20	20	61	0	61	
99	St. Andrews R.C.	8701 Saint Andrews Place, Los Angeles, CA 90047	Pacific	8	Y															
					46	208	254	35		35	146	211	357	175	194	369	402	613	1,015	
100	State Street R.C.	716 North State St., Los Angeles, CA 90033	Metro	14	Y															
					171	103	274	113	102	215	85	266	351	134	195	329	503	666	1,169	
101	Stonehurst R.C.	9901 Dronfield St., Sun Valley, CA 91352	Valley	7																
					63	34	97		1	1	158	3	161	84	6	90	305	44	349	
102	Stoner R.C.	1835 Stoner Ave., Los Angeles, CA 90025	Valley	Detai	Y															
					96	87	183	76		76	88	98	186	25	69	94	285	254	539	
103	Studio City R.C.	12621 Rye St., Studio City, CA 91604	Valley	2																
					25	375	400	136	26	162	128	463	591	44	297	341	333	1161	1494	
104	Sun Valley R.C.	8133 Vineland Ave., Sun Valley, CA 91352	Valley	6	Y															
					331	277	608	369	43	412	346	382	728	402	493	895	1,448	1,195	2,643	
105	Sunland R.C.	8651 Foothill Blvd, Sunland, CA 91040	Valley	7	Y															
					211	87	298	44		44	175	35	210	266	116	382	696	238	934	
106	Sylmar Park R.C.	13109 Borden Ave, Los Angeles, CA 91342	Valley	7	Y															
					58	635	693	6	179	185	8	330	338	36	991	1,027	108	2,135	2,243	
107	Tarzana R.C.	5655 Vanalden Ave., Tarzana, CA 91356	Valley	3																
					26	374	400	19		19	31	173	204	27	236	263	103	783	886	
108	Toberman R.C.	1725 Toberman St., Los Angeles, CA 90015	Metro	1	Y															
					20	8	28	30	8	38	23	88	111	73	59	132	146	163	309	
109	Trinity R.C.	2415 Trinity St., Los Angeles, CA 90011	Pacific	9	Y															
					43	65	108	10		10	14	32	46	36	13	49	103	110	213	

EXHIBIT F - Baseline FY 2018/2019

YOUTH SPORT PARTNERSHIP



RECREATION CENTERS					Summer 2018 Actual Enrollment (Baseline) Totals			Fall 2018 Actual Enrollment (Baseline) Totals			Winter 2019 Actual Enrollment (Baseline) Totals			Spring 2019 Actual Enrollment (Baseline) Totals			FY 2018/2019 Actual Enrollment (Baseline) Totals			
Facility	Address	Region	CD	GPLA	Actual Enrollment (Baseline) - Classes	Actual Enrollment (Baseline) Sports Leagues	Actual (Baseline) Total Enrollment	Actual Enrollment (Baseline) - Classes	Actual Enrollment (Baseline) Sports Leagues	Actual (Baseline) Total Enrollment	Actual Enrollment (Baseline) - Classes	Actual Enrollment (Baseline) Sports Leagues	Actual (Baseline) Total Enrollment	Actual Enrollment (Baseline) - Classes	Actual Enrollment (Baseline) Sports Leagues	Actual (Baseline) Total Enrollment	Actual Enrollment (Baseline) - Classes	Actual Enrollment (Baseline) Sports Leagues	Actual (Baseline) Total Enrollment	
110	Valley Plaza	12240 Archwood St., North Hollywood, CA 91606	Valley	2	Y	22	26	48	77	156	233	28	123	151	55	205	260	182	510	692
111	Van Ness R.C.	5720 2nd Avenue, Los Angeles, CA 90043	Pacific	8	Y	111		111	2	75	77	169	139	308	53	188	241	335	402	737
112	Van Nuys R.C.	14301 Vanowen St., Van Nuys, CA 91405	Valley	6	Y	183	287	470	40	15	55	359	250	609	658	145	803	1,240	697	1,937
113	Van Nuys Sherman Oaks R.C.	14201 Huston St., Sherman Oaks, CA 91423	Valley	2		100	331	431	119	372	491	167	360	527	20	420	440	406	1483	1889
114	Victory-Vineland R.C.	11117 Victory Blvd., North Hollywood, CA 91606	Valley	2	Y	74	211	285	80	290	370	34	225	259	31	318	349	219	1,044	1,263
115	Vineyard R.C.	2942 Vineyard Ave, Los Angeles, CA 90016	Pacific	10	Y			0			0		30	30	2		2	2	30	32
116	Wabash R.C.	2765 Wabash Ave, Los Angeles, CA 90033	Metro	14	Y		178	178			0	9	234	243		131	131	9	543	552
117	Westchester R.C.	7000 W. Manchester Ave., Los Angeles, CA 90045	Pacific	11			279	279		120	120		357	357		86	86	0	842	842
118	Westwood R.C.	1350 S. Sepulveda Blvd, Los Angeles, CA 90025	Valley	5		289	399	688	16		16	296	260	556	347	274	621	948	933	1,881
119	Wilmington R.C.	325 N. Neptune Ave., Wilmington, CA 90744	Pacific	15	Y		32	32	18	21	39	16	115	131	5	167	172	39	335	374
120	Winnetka R.C.	8401 Winnetka Ave., Winnetka, CA 91306	Valley	3		217	371	588	16	35	51	125	250	375	86	241	327	444	897	1341
121	Woodland Hills R.C.	5858 Shoup Ave., Woodland Hills, CA 91367	Valley	3		374	468	842		7	7	190	1001	1191	202	358	560	766	1834	2600
122	Yosemite R.C.	1840 Yosemite Dr., Los Angeles, CA 90041	Metro	14	Y	33	333	366	64	232	296	61	350	411	59	324	383	217	1239	1456
123	Yucca Park Community Center	6671 Yucca St., Los Angeles, CA 90028	Metro	13		155		155	135	27	162	157	11	168	155	24	179	602	62	664
Total Recreation Centers					8,543	20,349	28,892	6,305	4,616	10,921	9,183	23,053	32,236	10,421	21,478	31,899	34,452	69,496	103,948	

EXHIBIT F - Baseline FY 2018/2019

YOUTH SPORT PARTNERSHIP



AQUATICS				Summer 2018 (6/1/18 - 8/31/18) Actual Enrollment (Baseline) Totals			Fall 2018 (9/1/18 - 12/31/18) Actual Enrollment (Baseline) Totals			Winter 2019 (1/1/19 - 3/31/19) Actual Enrollment (Baseline) Totals			Spring 2019 (4/1/19 - 5/31/19) Actual Enrollment (Baseline) Totals			FY 2018/2019 (6/1/18 - 5/31/19) Actual Enrollment (Baseline) Totals			
Facility	Address	Region	CD	Actual Enrollment (Baseline) - Classes	Actual Enrollment (Baseline) Sports Teams	Actual (Baseline) Total Enrollment	Actual Enrollment (Baseline) - Classes	Actual Enrollment (Baseline) Sports Teams	Actual (Baseline) Total Enrollment	Actual Enrollment (Baseline) - Classes	Actual Enrollment (Baseline) Sports Teams	Actual (Baseline) Total Enrollment	Actual Enrollment (Baseline) - Classes	Actual Enrollment (Baseline) Sports Teams	Actual (Baseline) Total Enrollment	Actual Enrollment (Baseline) - Classes	Actual Enrollment (Baseline) Sports Teams	Actual (Baseline) Total Enrollment	
1	109th Pool	1500 E. 109th St., Los Angeles, CA 90059	Pacific	15	377	3	380			0			0			0	377	3	380
2	Algin Sutton Pool	8800 S. Hoover St., Los Angeles, CA 90044	Pacific	8	0		0			0			0			0	0	0	0
3	Banning Pool	1450 N. Avalon Blvd., Wilmington, CA 90744	Pacific	15	605	103	708	75	51	126	22	37	59	17	17	719	191	910	
4	Celes King III Pool	5001 Rodeo Rd, Los Angeles, CA 90016	Pacific	10	707		707	29		29	96	43	139	74	74	906	43	949	
5	Central Pool	1357 East 22nd St., Los Angeles, CA 90011	Pacific	9	724	10	734			0			0			0	724	10	734
6	Cheviot Hills Pool	2693 Motor Ave., Los Angeles, CA 90064	Pacific	5	357	2	359			0			0			0	357	2	359
7	Cleveland Pool	8120 Vanalden Ave., Reseda, CA 91335	Valley	3	965	256	1221	357	142	499	85	86	171	206	206	1613	484	2097	
8	Costello Pool	3121 E. Olympic Blvd., Los Angeles, CA 90023	Metro	14	597		597			0			0			0	597	0	597
9	Downey Pool	1775 N. Spring St., Los Angeles, CA 90031	Metro	1	723		723			0			0			0	723	0	723
10	Echo Deep Pool	1419 Colton St., Los Angeles, CA 90026	Metro	1	1079	128	1207	221	40	261	111	39	150	123	123	1534	207	1741	
11	EG Roberts Pool	4526 W. Pico Blvd., Los Angeles, CA 90019	Pacific	10	1263	256	1519	182		182	200	39	239	145	145	1790	295	2085	
12	Fernangeles Pool	8851 Laurel Canyon Blvd, Sun Valley, CA 91352	Valley	6	925		925			0			0			0	925	0	925
13	Fremont Pool	7630 Towne Ave., Los Angeles, CA 90003	Pacific	9	640	63	703	205	3	208	65	8	73	85	85	995	74	1069	
14	Glassell Pool	3704 Verdugo Rd., Los Angeles, CA 90065	Metro	1	563	93	656	62	33	95	13	12	25	39	39	677	138	815	
15	Granada Hills Pool	16730 Chatsworth St., Granada Hills, CA 91344	Valley	12	733		733			0			0			0	733	0	733
16	Green Meadows Pool	431 E. 89th St., Los Angeles, CA 90003	Pacific	9	410		410			0			0			0	410	0	410
17	Griffith Park Pool	3401 Riverside Dr., Los Angeles, CA 90027	Metro	4	896		896			0			0			0	896	0	896
18	Hansen Dam Aquatic Center	11798 Foothill Blvd., Lake View Terrace, CA 901342	Valley	7			0			0			0			0	0	0	0
19	Harbor Pool	1221 N. Figueroa Pl., Wilmington, CA 90744	Pacific	15	822		822			0			0			0	822	0	822
20	Hey Rookie Pool	3601 S. Gaffey St., San Pedro, CA 90731	Pacific	15	653	55	708	61	29	90	24	40	64	25	25	763	124	887	
21	Highland Pool	6150 N. Piedmont Avenue, Los Angeles, CA 90042	Metro	1	687		687			0			0			0	687	0	687
22	Hollywood Pool	1122 Cole Ave., Los Angeles, CA 90038	Pacific	13	812		812			0			0			0	812	0	812
23	Hubert Humphrey Pool	12560 Filmore St., Pacoima, CA 91331	Valley	7	767	119	886	120	56	176	6	20	26	71	71	964	195	1159	
24	Jackie Tatum/Harvard Pool	6120 Denker St., Los Angeles, CA 90047	Pacific	8	731		731			0			0			0	731	0	731
25	John C. Argue Swim Stadium	3980 Bill Robertson Lane, Los Angeles, CA 90037	Pacific	9	2122	180	2302	311	102	413	167	79	246	144	144	2744	361	3105	
26	LACES Pool	5931 W. 18th St., Los Angeles, CA 90035	Pacific	10	949	155	1104	151	80	231	83	54	137	116	116	1299	289	1588	
27	Lanark Pool	21817 Strathern St., Canoga Park, CA 91304	Valley	3	826		826			0			0			0	826	0	826
28	Lincoln Pool	3501 Valley Blvd, Los Angeles, CA 90031	Metro	1	0		0			0			0			0	0	0	0
29	Mar Vista Pool	11655 Palms Blvd., Los Angeles, CA 90066	Pacific	11	613		613			0			0			0	613	0	613
30	North Hollywood Pool	5301 Tujunga Ave., North Hollywood, CA 91601	Valley	2	590		590			0			0			0	590	0	590
31	Northridge Pool	10058 Reseda Blvd., Northridge, CA 91324	Valley	12	663		663			0			0			0	663	0	663

EXHIBIT F - Baseline FY 2018/2019

YOUTH SPORT PARTNERSHIP



AQUATICS				Summer 2018 (6/1/18 - 8/31/18) Actual Enrollment (Baseline) Totals			Fall 2018 (9/1/18 - 12/31/18) Actual Enrollment (Baseline) Totals			Winter 2019 (1/1/19 - 3/31/19) Actual Enrollment (Baseline) Totals			Spring 2019 (4/1/19 - 5/31/19) Actual Enrollment (Baseline) Totals			FY 2018/2019 (6/1/18 - 5/31/19) Actual Enrollment (Baseline) Totals		
Facility	Address	Region	CD	Actual Enrollment (Baseline) - Classes	Actual Enrollment (Baseline) Sports Teams	Actual (Baseline) Total Enrollment	Actual Enrollment (Baseline) - Classes	Actual Enrollment (Baseline) Sports Teams	Actual (Baseline) Total Enrollment	Actual Enrollment (Baseline) - Classes	Actual Enrollment (Baseline) Sports Teams	Actual (Baseline) Total Enrollment	Actual Enrollment (Baseline) - Classes	Actual Enrollment (Baseline) Sports Teams	Actual (Baseline) Total Enrollment	Actual Enrollment (Baseline) - Classes	Actual Enrollment (Baseline) Sports Teams	Actual (Baseline) Total Enrollment
32	Pan Pacific Park Pool	141 S. Gardner St., Los Angeles, CA 90036	Pacific	4	416	416			0			0			0	416	0	416
33	Pecan Pool	120 S. Gless St., Los Angeles, CA 90033	Metro	14	331	331			0			0			0	331	0	331
34	Peck Park Pool	560 N. Western Ave., San Pedro, CA 90732	Pacific	15	0	0			0			0			0			0
35	Reseda Pool	18411 Victory Blvd, Reseda, CA 91335	Valley	3	962	962			0			0			0	962	0	962
36	Richard Alatorre Pool	4721 Klamath St., Los Angeles, CA 90032	Metro	14	928	152	1080	82	51	133	55	28	83	102	102	1167	231	1398
37	Ritchie Valens Pool	10731 Laurel Canyon Blvd., Pacoima, CA 91331	Valley	7	838	838			0			0			0	838	0	838
38	Roosevelt Pool	456 S. Mathews St., Los Angeles, CA 90033	Metro	14	602	32	634	33	11	44	7	6	13	10	10	652	49	701
39	Ross Snyder Pool	1501 East 41st St., Los Angeles, CA 90011	Pacific	9	637	637			0			0			0	637	0	637
40	Rustic Canyon Pool	601 Latimer Rd., Pacific Palisades, CA 90402	Pacific	11	48	48			0			0			0	48	0	48
41	Sepulveda Pool	8737 Kester Ave., Panorama City, CA 91402	Valley	6	1024	1024			0			0			0	1024	0	1024
42	South Park Pool	345 East 51st St., Los Angeles, CA 90011	Pacific	9	414	414			0			0			0	414	0	414
43	Stoner Park Pool	1835 Stoner Ave., Los Angeles, CA 90025	Pacific	11	365	365			0			0			0	365	0	365
44	Sun Valley Pool	8123 Vineland Ave., Sun Valley, CA 91352	Valley	6	813	813			0			0			0	813	0	813
45	Sylmar Pool	13109 Borden Ave, Los Angeles, CA 91342	Valley	7	926	926			0			0			0	926	0	926
46	Valley Plaza Pool	6715 Laurelgrove Ave., North Hollywood, CA 91606	Valley	2	802	802			0			0			0	802	0	802
47	Van Ness Pool	5720 2nd Avenue, Los Angeles, CA 90043	Pacific	2	0	0			0			0			0	0	0	0
48	Van Nuys Sherman Oaks Pool	14021 Huston St., Van Nuys, CA 91423	Valley	4	1136	158	1294	108	147	255	59	91	150	147	147	1450	396	1846
49	Venice High School Indoor Pool	2490 Walgrove Ave., Los Angeles, CA 90066	Pacific	11	921	135	1056	81	90	171	36	59	95	60	60	1098	284	1382
50	Verdugo Hills Pool	10654 Irma Ave., Tujunga, CA 91042	Valley	7	381	381			0			0			0	381	0	381
51	Westchester Pool	9100 Lincoln Blvd., Los Angeles, CA 90045	Pacific	11	775	775			0			0			0	775	0	775
52	Westwood Pool	1350 Sepulveda Blvd., Los Angeles, CA 90025	Pacific	5	391	99	490	81	54	135	68	25	93	5	5	545	178	723
53	Woodland Hills Pool	5858 Shoup Ave., Woodland Hills, CA 91367	Valley	3	965	31	996			0		0			0	965	31	996
54	Yosemite Pool	1840 Yosemite Dr., Los Angeles, CA 90041	Metro	14	599	43	642			0		0			0	599	43	642
Total Aquatics (includes Swim LA)				36,073	2,073	38,146	2,159	889	3,048	1,097	666	1,763	1,369	0	1,369	40,698	3,628	44,326

Exhibit G
Seasonal Sports Schedule

[See attached.]

Exhibit H

Key Performance Indicators (KPIs) Template

1. Organizations

- a. Number of enrolled organizations
- b. Geographical breakdown (participating regions/municipalities)
- c. New programs breakdown (include those that were already supported)
- d. Cancelled programs: reasons and impact (e.g. financial, legal, reputation)

2. Sports promoted

3. Participants (children and youngsters directly benefiting from the YSP)

- a. Number of participants
- b. Number of participants with a disability as determined by Adaptive Sport participation
- c. Gender breakdown
- d. Age groups breakdown
- e. Sport breakdown

4. Coaches/staff

- a. Number of trained coaches/staff
- b. Gender breakdown

5. Funding

- a. Total value
- b. Total monetary

6. Outcomes:

- Overall participation increase over the 2018-2019 baseline
- Percentage of parents that consider their children have a better lifestyle (physical and mental) because of the YSP
- Percentage of children reporting increased interest in new sports

Exhibit I

YSP Quality Assurance

RAP will assign lead points of contacts from its Executive Office, Human Resources Division, and Financial Administrative Services Branch to monitor and ensure all material provisions and responsibilities of the YSP are adhered to and meet compliance with the contract; to track data metrics and to log outcome progress. RAP will propose annual or as needed meetings with LA 2028 to go over any status updates or concerns; will provide an annual reporting or as needed progress updates to the CAO, City Council, and/or RAP Commission.

Exhibit J

Dispute Resolution

The Parties shall seek amicably to resolve by negotiation all disputes arising out of or in connection with this YSP Agreement, any YSP Project Plan entered into pursuant to the terms of this YSP Agreement, or any agreements, schedules or exhibits ancillary hereto or thereto. If, in spite of such negotiations, no mutually agreeable resolution between the Parties is reached, then either Party may provide written notice to the other Party, pursuant to Section 16 of the existence of such dispute (“Dispute Notice”). Any Dispute Notice shall include a detailed description of the disputed matter, any relevant documentation and other materials, and a detailed explanation of the position taken by the Party providing such Dispute Notice.

Within thirty (30) days following the delivery of any Dispute Notice the chairperson or the president or the chief executive officer of LA 2028 (“LA 2028 Executive”) (or the LA 2028 Executive’s designee) on the one hand and the Mayor of the City (or the Mayor’s designee), and the City Council President (or the City Council President’s designee) (collectively, the “City Representatives”) on the other shall meet in person, without others present, to resolve the subject of such Dispute Notice; provided, however, that if the LA 2028 Executive or the City Representatives notifies the other, pursuant to Section 17(a), that satisfactory resolution of the subject matter of the Dispute Notice is not practicable unless the LA 2028 Executive and City Representatives meet sooner than within a thirty (30) day period, then the LA 2028 Executive and City Representatives shall each use reasonable efforts to meet within a shorter period of time.

To the extent that any disputes that are the subject of a Dispute Notice delivered pursuant to Section 5 remain unresolved after a period of ninety (90) days following the meeting of the Executive and City Representatives as prescribed above, then unless the Executive and City Representatives mutually agree to an extension of the period in which to meet to resolve any dispute that is the subject of such Dispute Notice, either Party may make a request for arbitration and, in such event, such disputed matters shall be determined by final binding arbitration administered by the American Arbitration Association in accordance with its Commercial Arbitration Rules. The place of arbitration shall be in Los Angeles, California. There shall be one (1) arbitrator.

If a request for arbitration is not made prior to the tenth (10th) day following the conclusion of the ninety (90) day period described above or within ten (10) days following such longer period as may be mutually agreed upon, all claims of the Party who initiated the dispute resolution procedure shall be deemed waived, notwithstanding any state or federal statute of limitations.

Each Party shall bear its own costs of arbitration, including legal fees, except that the fees for the arbitrator and costs associated with the arbitrator shall be shared equally by the Parties; provided, however, that any costs forming the substance of the dispute shall be borne as determined by the arbitral award.

Exhibit K

Addresses for Notices

THE CITY OF LOS ANGELES

Eric Garcetti
Los Angeles Mayor
200 N. Spring St.
Los Angeles, CA 90012

Michael N. Feuer
Los Angeles City Attorney
200 N. Main St., Suite 800
Los Angeles, CA 90012-4137

Richard H. Llewellyn, Jr.
City Administrative Officer
200 N. Main St., Suite 1500
Los Angeles, CA 90012-4137

Michael A. Shull
Department of Recreation and Parks
221 North Figueroa Street, Suite 350
Los Angeles, CA 90012

Sharon M. Tso
Chief Legislative Analyst
200 N. Spring Street, Room 255
Los Angeles, CA 90012-4137

Holly L. Wolcott
City Clerk
200 N. Spring Street, Room 360
Los Angeles, CA 90012

LOS ANGELES ORGANIZING COMMITTEE FOR THE OLYMPIC AND PARALYMPIC GAMES 2028

Brian E. Nelson
Chief Legal Officer
10900 Wilshire Blvd.
Suite 700
Los Angeles, CA 90024

RECREATION**2021/2022 Sports League & Classes Yearly Calendar****Olympic Movement**

<u>Season</u>	<u>Activities</u>	<u>Registration Starts</u>	<u>League or Classes Start</u>	<u>Leagues End By</u>	<u>Classes End By</u>	<u>Potential Sports League Offering</u>	<u>City Wide Championships</u>
Summer 2021	Sports League	First Saturday in May 5/1/2021	7/6/2021	9/11/2021		Coed Basketball, GPLA Basketball, GPLA Volleyball, Coed Flag Football, Coed Soccer	
Summer 2021	Classes	6/7/2021	7/12/2021		9/17/2021	Badminton, Dance, Fitness Classes, Sports & Games	
Fall 2021	Sports League	First Saturday in August 8/7/2021	10/4/2021	11/27/2021		Flag Football, Soccer, Girls Volleyball Coed Basketball, GPLA Basketball	Volleyball December 11, 2021 Football / Soccer December 14-18, 2021
Fall 2021	Classes	8/16/2021	10/4/2021		12/11/2021	Dance, Sports & Games, Fitness Classes	
Winter 2022	Sports League	First Saturday in Nov. 11/6/2021	1/8/2022	2/26/2022		Basketball, GPLA Basketball GPLA Volleyball, Coed Flag Football, Coed Soccer	Basketball Pool Play April 2,3 Championship April 9,10
Winter 2022	Classes	11/29/2021	1/8/2022		3/26/2022	Dance, Archery, Sports & Games, Fitness Classes	
Spring 2022	Sports League	First Saturday in Feb. 2/5/2022	4/11/2022	6/11/2022		Baseball and Softball Coed Basketball, GPLA Basketball, GPLA Volleyball, Coed Flag Football, GPLA Flag Football, Coed Soccer	Baseball and Softball July 16-23, 2022
Spring 2022	Classes	3/7/2022	4/11/2022		6/24/2022	Skateboarding, Dance, Sports & Games, Fitness Classes, Archery	

AQUATICS

2020/2021 Aquatics Sports/Lessons Calendar

Season	Activities	Registration Starts	League or Classes Start	Leagues End By	Classes End By	Sports Leagues	City Wide Championships
Summer 2021	Sports League	6/19/21	6/21/21	9/3/21		Swim, Artistic Swim, Dive, Water Polo	Swim: 8/21/21, Artistic Swim: 8/7/21, Dive 7/24/21, Water Polo: 8/8/21
Summer 2021	Classes	6/19/21	6/21/21		8/27/21		
Fall 2021	Sports League	9/19/21	9/21/21	12/17/21		Team SwimLA, Dive	TSLA: 12/11/21, Dive: 12/4/21
Fall 2021	Classes	9/18/21	9/21/21		12/19/21		
Winter 2022	Sports League	1/29/22	2/1/22	5/20/22		Team SwimLA, Artistic Swim, Water Polo	TSLA: 5/7/22, Artistic Swim: 4/30/22, Water Polo: 5/1/22
Winter 2022	Classes	1/2/22	1/4/22		3/27/22		
Spring 2022	Classes	3/26/22	3/29/22		5/22/22		

Attachment 2b

COACHING TRAINING

SUMMER 2021

Training objectives include: (1) communicating with athletes; (2) motivating young athletes; (3) coaching challenging athletes; (4) importance of well-planned practice; (5) developing a coaching philosophy; (6) why kids play sports and why many drop-out; (7) coaches code of conduct; (8) skills clinics; and (9) gender equity guidelines.

							SPORT					
TRAINING	TYPE OF TRAINING (Online, In Person, Print Materials, etc.)	TRAINING DURATION	HOW IS TRAINING BEING CERTIFIED AND/OR REPORTED?	PARTICIPANTS	LOCATION	TRAINING PROVIDER	BASKETBALL	SOCCER	VOLLEYBALL	SOFTBALL	FLAG FOOTBALL	BASEBALL
Youth Development Training	In Person with Print Materials	180 Minutes	In Person Sign-in Sheets	Staff and coaches	Regional	Coaching Corps.		X				

COACHING TRAINING

FALL 2021

Training objectives include: (1) communicating with athletes; (2) motivating young athletes; (3) coaching challenging athletes; (4) importance of well-planned practice; (5) developing a coaching philosophy; (6) why kids play sports and why many drop-out; (7) coaches code of conduct; (8) skills clinics; and (9) gender equity guidelines.

							SPORT					
TRAINING	TYPE OF TRAINING (Online, In Person, Print Materials, etc.)	TRAINING DURATION	HOW IS TRAINING BEING CERTIFIED AND/OR REPORTED?	PARTICIPANTS	LOCATION	TRAINING PROVIDER	BASKETBALL	SOCCER	VOLLEYBALL	SOFTBALL	FLAG FOOTBALL	BASEBALL
Double-Goal Coach / Culture, Practices and Games	In Person with Print Materials (book)	120 Minutes	In Person Sign-in Sheets	Staff and coaches	Regional	Positive Coaching Alliance		X	X		X	
Volleyball Fundamentals	In Person	180 Minutes	In Person Sign-in Sheets	Staff	Regional	Collegiate Trainers			X			

COACHING TRAINING

WINTER 2022

Training objectives include: (1) communicating with athletes; (2) motivating young athletes; (3) coaching challenging athletes; (4) importance of well-planned practice; (5) developing a coaching philosophy; (6) why kids play sports and why many drop-out; (7) coaches code of conduct; (8) skills clinics; and (9) gender equity guidelines.

							SPORT					
TRAINING	TYPE OF TRAINING (Online, In Person, Print Materials, etc.)	TRAINING DURATION	HOW IS TRAINING BEING CERTIFIED AND/OR REPORTED?	PARTICIPANTS	LOCATION	TRAINING PROVIDER	BASKETBALL	SOCCER	VOLLEYBALL	SOFTBALL	FLAG FOOTBALL	BASEBALL
Positive Motivation, Getting the Best from Athlete	In Person with Online Resources	120 minutes	In-person sign in sheets	Staff	Regional	Positive Coaching Alliance	X					
P.O.S.E. (Persistence, Optimism, Self Regulation and Empathy)	In Person with Print Materials	120 Minutes	In Person Sign-in Sheets	Staff and coaches	Regional	Coaching Corps.				X		
Double-Goal Coach / Culture, Practices and Games	In Person with Printed Materials (book)	120 Minutes	In Person Sign-in Sheets	Staff and coaches	Regional	Positive Coaching Alliance	X					

COACHING TRAINING

SPRING 2022

Training objectives include: (1) communicating with athletes; (2) motivating young athletes; (3) coaching challenging athletes; (4) importance of well-planned practice; (5) developing a coaching philosophy; (6) why kids play sports and why many drop-out; (7) coaches code of conduct; (8) skills clinics; and (9) gender equity guidelines.

							SPORT					
TRAINING	TYPE OF TRAINING (Online, In Person, Print Materials, etc.)	TRAINING DURATION	HOW IS TRAINING BEING CERTIFIED AND/OR REPORTED?	PARTICIPANTS	LOCATION	TRAINING PROVIDER	BASKETBALL	SOCCER	VOLLEYBALL	SOFTBALL	FLAG FOOTBALL	BASEBALL
RBI Training	In Person	180 minutes	In-person sign in sheets	Staff and coaches	Location varies - City, County and private facilities	LA Dodger Foundation				X		X
Double-Goal Coach / Culture, Practices and Games	In Person with Print Materials (book)	120 Minutes	In Person Sign-in Sheets	Staff and coaches	Regional	Positive Coaching Alliance				X		X
Gender Equity Division: Sports 101	In Person with Print Materials	120 Minutes	In Person Sign-in Sheets	Staff	Regional	Recreation and Parks Staff implementing training provided by Positive Coaching Alliance and We Coach	X	X	X	X		

Attachment 2c

COACHES TRAINING										
2021-2022										
Training objectives include : (1) communicating with athletes; (2) motivating young athletes; (3) coaching challenging athletes; (4) importance of a well-planned practice; (5) developing a coaching philosophy; (6) why kids play sports and why many drop-out; (7) coaches code of conduct; (8) skills clinics; (9) gender equity guidelines; (10) Social media training; (11) Bullying policy; (12) CDC concussion protocol training; and (13) safety/CPR training.										
TRAINING	TYPE OF TRAINING (Online, In Person, Print Materials, etc.)	TRAINING DURATION	HOW IS TRAINING BEING CERTIFIED AND/OR REPORTED	PARTICIPANTS	LOCATION	TRAINING PROVIDER	SPORTS			
							Swimming	Water Polo	Synchro	Diving
USA Swimming Foundations of Coaching 101	On-line	3 hrs	Via Online Data Base/Certificate Issued	Coaches	On-line	USA Swimming	X			
USA Swimming Foundations of Coaching 201	On-line	3 hrs	Via Online Data Base/Certificate Issued	Coaches	On-line	USA Swimming	X			
AHA CPR/AED	In Person	8 hrs	In-person sign in sheets/Certificate Issued	Coaches	Designated City facility	American Heart Association	X	X	X	X
American Red Cross Emergency Medical Response	In Person	56 hrs	In-person sign in sheets/Certificate Issued	Coaches	Designated City facility	American Red Cross	X	X	X	X
American Red Cross Safety Training for Swim Coaches	Blended Learning- Online / In person water skills	4 hrs	Via Online Data Base/Certificate Issued	Coaches	Blended Learning- Online	American Red Cross	X			
CDC Concussion Protocol	On-line	2 hrs	Via Online Data Base/Certificate Issued	Coaches	On-line	CDC	X	X	X	X
Criminal Background Check	On-line	1 hr	Via Online Data Base/Certificate Issued	Coaches	On-line	USA Swimming	X			
Athlete Protection Training (APT) Course	On-line	2 hrs	Via Online Data Base/Certificate Issued	Coaches	On-line	USA Swimming	X			
USADA Coach's Advantage Tutorial	On-line	3 hrs	Via Online Data Base/Certificate Issued	Coaches	On-line	USADA	X			
LA84 Summer Splash Coaches Training	In-Person	4 hrs	In-person sign in sheets	Coaches	Designated City facility	LA84	X	X	X	X
Positive Coaching Alliance	In-Person	3 hrs	In-person sign in sheets	Coaches	Designated City facility	LA84	X	X	X	X
L.A City Swimming Coaches Training	In-person, Powerpoint Presentation, Safe training practices, PPT Handouts, Coaches manual, In water training	4 hrs	In-person sign in sheets	Coaches	Designated City facility	RAP Staff	X			
L.A City Water Polo Coaches Training	In-person, Powerpoint Presentation, Safe training practices, PPT Handouts, Coaches manual, In water training	4 hrs	In-person sign in sheets	Coaches	Designated City facility	RAP Staff		X		
L.A City Synchro Coaches Training	In-person, Powerpoint Presentation, Safe training practices, PPT Handouts, Coaches manual, In water training	4 hrs	In-person sign in sheets	Coaches	Designated City facility	RAP Staff			X	
L.A City Diving Coaches Training	In-person, Powerpoint Presentation, Safe training practices, PPT Handouts, Coaches manual, In water training	4 hrs	In-person sign in sheets	Coaches	Designated City facility	RAP Staff				X
Citywide Aquatics Summer Part Time Orientation	In-person, Powerpoint Presentation, Safe Work Practices, PPT Handouts, Child Abuse Reporting, In water training	4 hrs	In-person sign in sheets	Coaches	Designated City facility	RAP Staff	X	X	X	X

COACHES TRAINING										
2021-2022										
Training objectives include : (1) communicating with athletes; (2) motivating young athletes; (3) coaching challenging athletes; (4) importance of a well-planned practice; (5) developing a coaching philosophy; (6) why kids play sports and why many drop-out; (7) coaches code of conduct; (8) skills clinics; (9) gender equity guidelines; (10) Social media training; (11) Bullying policy; (12) CDC concussion protocol training; and (13) safety/CPR training.										
							SPORTS			
TRAINING	TYPE OF TRAINING (Online, In Person, Print Materials, etc.)	TRAINING DURATION	HOW IS TRAINING BEING CERTIFIED AND/OR REPORTED	PARTICIPANTS	LOCATION	TRAINING PROVIDER	Swimming	Water Polo	Synchro	Diving
American Red Cross Water Safety Instructor	Blended Learning, Powerpoint Presentation, Safe Work Practices, PPT Handouts, Child Abuse Reporting, In water	8hrs	In-person sign in sheets/Certificate Issued	Coaches	Designated City facility	American Red Cross	X	X	X	X

RECREATION CENTERS - Pre-qualified			
Facility	Address	Region	CD
1 Hoover R.C.	1010 W. 25th St., Los Angeles, CA 90007	Metro	1
2 Expo Center/ Roy Anderson R.C.	3980 South Bill Robertson Lane, Los Angeles, CA 90037	Expo	9
3 Macarthur Park R.C.	2230 W. 6th St., Los Angeles, CA 90057	Metro	1
4 Toberman R.C.	1725 Toberman St., Los Angeles, CA 90015	Metro	1
5 Algin Sutton R.C.	8800 S. Hoover St., Los Angeles, CA 90044	Pacific	8
6 109th Street R.C.	1464 E. 109th St., Los Angeles, CA 90059	Pacific	15
7 South Park R.C.	345 East 51st St., Los Angeles, CA 90011	Pacific	9
8 Alpine R.C.	817 Yale St., Los Angeles, CA 90012	Metro	1
9 Hollenbeck Park R.C.	415 S. St. Louis St, Los Angeles, CA 90033	Metro	14
10 Slauson R.C.	5306 S. Compton Ave., Los Angeles, CA 90011	Pacific	9
11 Gilbert Lindsay R.C.	429 E. 42nd Pl., Los Angeles, CA 90011	Pacific	9
12 Lafayette MultiPurpose Community Center	625 South Lafayette Park Place, Los Angeles, CA 90057	Metro	10
13 Hazard Park R.C.	2230 Norfolk St, Los Angeles, CA 90033	Metro	14
14 Trinity R.C.	2415 Trinity St., Los Angeles, CA 90011	Pacific	9
15 Mount Carmel R.C.	830 West 70th St., Los Angeles, CA 90044	Pacific	8
16 Lincoln Heights R.C.	2303 Workman Street, Los Angeles, CA 90033	Metro	1

17	Central R.C.	1357 East 22nd St., Los Angeles, CA 90011	Pacific	9
18	Downey R.C.	1772 North Spring St, Los Angeles, CA 90031	Metro	1
19	Van Ness R.C.	5720 2nd Avenue, Los Angeles, CA 90043	Pacific	8
20	State Street R.C.	716 North State St., Los Angeles, CA 90033	Metro	14
21	Evergreen R.C.	2844 E. 2nd St, Los Angeles, CA 90033	Metro	14
22	Wilmington R.C.	325 N. Neptune Ave., Wilmington, CA 90744	Pacific	15
23	Lincoln Park R.C.	3501 Valley Blvd, Los Angeles, CA 90031	Metro	1
24	Green Meadows R.C.	431 E. 89th St., Los Angeles, CA 90003	Pacific	9
25	Seoul International Park	3250 San Marino St., Los Angeles, CA 90006	Pacific	10
26	Wabash R.C.	2765 Wabash Ave, Los Angeles, CA 90033	Metro	14
27	Normandie R.C.	1550 S. Normandie Avenue, Los Angeles, CA 90006	Metro	1
28	Lemon Grove R.C.	4959 Lemon Grove Ave, Los Angeles, CA 90029	Metro	13
29	Loren Miller R.C.	2717 Halldale Ave, Los Angeles, CA 90018	Pacific	8
30	Sepulveda R.C.	8825 Kester Ave., Panorama City 91405	Valley	6
31	Costello R.C.	3141 E. Olympic Bl., Los Angeles, CA 90023	Metro	14
32	Jackie Tatum Harvard R.C.	1535 W. 62nd St., Los Angeles, CA 90047	Pacific	8
33	Van Nuys R.C.	14301 Vanowen St., Van Nuys, CA 91405	Valley	6
34	Denker R.C.	1550 West 35th Pl., Los Angeles, CA 90018	Pacific	8
35	South Seas House	2301 West 24th St., Los Angeles CA 90018	Metro	10
36	Pecan R.C.	127 South Pecan St., Los Angeles, CA 90033	Metro	14
37	North Hills Community Park	8756 N. Parthenia Pl, North Hills, CA 91343	Valley	6
38	Ross Snyder R.C.	1501 East 41st St., Los Angeles, CA 90011	Pacific	9
39	Lincoln Heights Youth Center	2911 Altura Street, Los Angeles, CA 90031	Metro	1

40	Fred Roberts R.C.	4700 S. Honduras St., Los Angeles, CA 90011	Pacific	9
41	E. Wilmington Greenbelt Community Center	918 North Sanford Ave., Wilmington, CA 90744	Pacific	15
42	Martin Luther King, Jr. R.C.	3916 S. Western Avenue, Los Angeles, CA 90062	Pacific	8
43	Lake Street Park	227 North Lake St., Los Angeles, CA 90026	Metro	13
44	Shatto R.C.	3191 West 4th St, Los Angeles, CA 90020	Metro	13
45	Boyle Heights Sports Center	933 South Mott St., Los Angeles, CA 90023	Metro	14
46	Andres and Maria Cardenas R.C.	14740 Blythe St., Panorama City, CA 91402	Valley	6
47	David M. Gonzales/Pacoima R.C.	10943 Herrick Ave., Pacoima, CA 91331	Valley	7
48	Ramon Garcia R.C.	1016 S. Fresno Street, Los Angeles, CA 90023	Metro	14
49	Yucca Park Community Center	6671 Yucca St., Los Angeles, CA 90028	Metro	13
50	Sun Valley R.C.	8133 Vineland Ave., Sun Valley, CA 91352	Valley	6
51	Hollywood R.C.	1122 Cole Ave., Los Angeles, CA 90038	Metro	13
52	Vineyard R.C.	2942 Vineyard Ave, Los Angeles, CA 90016	Pacific	10
53	Rancho Cienega Sports Complex	5001 Rodeo Rd, Los Angeles, CA 90016	Pacific	10
54	Highland Park R.C.	6150 N. Piedmont Avenue, Los Angeles, CA 90042	Metro	1
55	Victory-Vineland R.C.	11117 Victory Blvd., North Hollywood, CA 91606	Valley	2
56	Cypress Park R.C.	2630 Pepper Ave., Los Angeles, CA 90065	Metro	1
57	Hubert Humphrey R.C.	12560 Filmore St., Pacoima, CA 91331	Valley	7
58	Bellevue R.C.	826 Lucile Ave., Los Angeles, CA 90026	Metro	13
59	Rose Hill R.C.	4530 Mercury Ave., Los Angeles, CA 90032	Metro	14

60	Rio de Los Angeles State Park	1900 N. San Fernando Rd, Los Angeles, CA 90065	Metro	1
61	Queen Anne R.C.	1240 West Blvd, Los Angeles, CA 90019	Metro	10
62	Banning R.C.	1331 Eubank Ave, Wilmington, CA 90744	Pacific	15
63	Echo Park R.C.	1632 Bellevue Ave, Los Angeles, CA 90026	Metro	13
64	Glassell Park R.C.	3650 Verdugo Rd., Los Angeles, CA 90065	Metro	1
65	Stonehurst R.C.	9901 Dronfield St., Sun Valley, CA 91352	Valley	7
66	Sylmar Park R.C.	13109 Borden Ave, Los Angeles, CA 91342	Valley	7
67	El Sereno R.C.	4721 Klamath St., Los Angeles, CA 90032	Metro	14
68	Rosecrans R.C.	840 W. 149th St., Gardena, CA 90247	Pacific	15
69	Chevy Chase R.C.	4165 Chevy Chase Dr., Los Angeles, CA 90039	Metro	13
70	Normandale R.C.	22400 S. Halldale Ave., Los Angeles, CA 90501	Pacific	15
71	Valley Plaza	12240 Archwood St., North Hollywood, CA 91606	Valley	2
72	Reseda R.C.	18411 Victory Blvd, Reseda, CA 91335	Valley	3
73	Baldwin Hills R.C.	5401 Highlight Pl., Los Angeles, CA 90016	Pacific	10
74	Leland R.C.	863 S. Herbert Ave, San Pedro, CA 90731	Pacific	15
75	Fernangeles R.C.	8851 Laurel Canyon Blvd, Sun Valley, CA 91352	Valley	6
76	Harbor City R.C.	24901 Frampton Ave, Harbor City, CA 90710	Pacific	15
77	St. Andrews R.C.	8701 Saint Andrews Place, Los Angeles, CA 90047	Pacific	8
78	Delano R.C.	15100 Erwin St., Van Nuys, CA 91411	Valley	6
79	North Hollywood R.C.	11430 Chandler Blvd, North Hollywood, CA 91601	Valley	2
80	Montecito Heights R.C.	4545 Homer St., Los Angeles, CA 90031	Metro	1
81	Lanark R.C.	21816 Lanark St, Canoga Park, CA 91305	Valley	3
82	Lakeview Terrace R.C.	11075 Foothill Blvd, Lakeview Terrace, CA 91342	Valley	7
83	Ritchie Valens R.C.	10736 Laurel Canyon Blvd, Pacoima, CA 91331	Valley	7

84	Panorama City R.C.	8600 Hazeltine Ave., Panorama City, CA 91402	Valley	6
85	Jim Gilliam R.C.	4000 S. La Brea Avenue, Los Angeles, CA 90008	Pacific	10
86	Sunland R.C.	8651 Foothill Blvd, Sunland, CA 91040	Valley	7
87	Elysian Valley R.C.	1811 Ripple St., Los Angeles, CA 90039	Metro	13

RECREATION CENTERS - Non pre-qualified (with self certification)

	Facility	Address	Region	CD
1	Culver Slauson R.C.	5072 S. Slauson Ave., Culver City, CA 90230	Pacific	11
2	Westwood R.C.	1350 S. Sepulveda Blvd, Los Angeles, CA 90025	Valley	5
3	Poinsettia R.C.	7341 Willoughby Ave, Los Angeles, CA 90046	Metro	5
4	Yosemite R.C.	1840 Yosemite Dr., Los Angeles, CA 90041	Metro	14
5	Stoner R.C.	1835 Stoner Ave., Los Angeles, CA 90025	Valley	11
6	Granada Hills R.C.	16730 Chatsworth St., Granada Hills, CA 91344	Valley	12
7	Van Nuys Sherman Oaks R.C.	14201 Huston St., Sherman Oaks, CA 91423	Valley	2
8	Branford R.C.	13306 Branford St., Arleta, CA 91331	Valley	6
9	Woodland Hills R.C.	5858 Shoup Ave., Woodland Hills, CA 91367	Valley	3
10	Winnetka R.C.	8401 Winnetka Ave., Winnetka, CA 91306	Valley	3
11	Peck Park Community Center	560 North Western Ave., San Pedro, CA 90732	Pacific	15
12	North Weddington R.C.	10844 Acama St., Studio City, CA 91602	Valley	2
13	Studio City R.C.	12621 Rye St., Studio City, CA 91604	Valley	2
14	Westchester R.C.	7000 W. Manchester Ave., Los Angeles, CA 90045	Pacific	11
15	Tarzana R.C.	5655 Vanalden Ave., Tarzana, CA 91356	Valley	3
16	Northridge R.C.	18300 Lemarsh St., Northridge, CA 91324	Valley	12
17	Robertson R.C.	1641 Preuss Rd., Los Angeles, CA 90035	Pacific	5

18	Chatsworth Park South	22360 Devonshire St., Chatsworth, CA 91311	Valley	12
19	Carlin G. Smith R.C.	511 West Ave 46, Los Angeles, CA 90065	Metro	1
20	Mar Vista R.C.	11430 Woodbine Ave., Los Angeles, CA 90066	Valley	11
21	Eagle Rock R.C.	1100 Eagle Vista Dr., Los Angeles, CA 90041	Metro	14
22	Shadow Ranch R.C.	22633 Vanowen St, West Hills, CA 91307	Valley	12
23	Pan Pacific Park R.C.	7600 Beverly Blvd., Los Angeles, CA 90036	Metro	4
24	Mason Park R.C.	10500 Mason Ave, Chatsworth, CA 91311	Valley	12
25	Balboa Sports Complex	17015 Burbank Blvd., Encino, CA 91316	Valley	6
26	Silver Lake R.C.	1850 West Silver Lake Dr., Los Angeles, CA 90026	Metro	13
27	Barrington R.C.	333 S. Barrington Ave., Los Angeles, CA 90049	Valley	11
28	Oakwood R.C.	767 California Ave, Venice, CA 90291	Valley	11
29	Encino Community Center	4935 Balboa Blvd, Encino, CA 91316	Valley	5
30	Palms R.C.	2950 Overland Ave., Los Angeles, CA 90064	Valley	5
31	Bogdanovich R.C.	1920 Cumbre Drive, San Pedro, CA 90732	Pacific	15
32	Penmar R.C.	1341 Lake St, Los Angeles, CA 90291	Valley	11
33	Rustic Canyon R.C.	601 Latimer Rd., Santa Monica, CA 90402	Valley	11
34	Palisades R.C.	851 Alma Real Dr., Pacific Palisades, CA 90272	Valley	11
35	Cheviot Hills R.C.	2551 Motor Ave., Los Angeles, CA 90064	Valley	5
36	Crestwood Hills R.C.	1000 Hanley Ave., Los Angeles, CA 90049	Valley	11

AQUATICS - Pre-qualified

Facility	Address	Region	CD
----------	---------	--------	----

1	John C. Argue Swim Stadium	3980 Bill Robertson Lane, Los Angeles, CA 90037	Expo	9
2	Algin Sutton Pool	8800 S. Hoover St., Los Angeles, CA 90044	Pacific	8
3	109th Pool	1500 E. 109th St., Los Angeles, CA 90059	Pacific	15
4	South Park Pool	345 East 51st St., Los Angeles, CA 90011	Pacific	9
5	Fremont Pool	7630 Towne Ave., Los Angeles, CA 90003	Pacific	9
6	Roosevelt Pool	456 S. Mathews St., Los Angeles, CA 90033	Metro	14
7	Central Pool	1357 East 22nd St., Los Angeles, CA 90011	Pacific	9
8	Van Ness Pool	5720 2nd Avenue, Los Angeles, CA 90043	Pacific	2
9	Downey Pool	1775 N. Spring St., Los Angeles, CA 90031	Metro	1
10	Lincoln Pool	3501 Valley Blvd, Los Angeles, CA 90031	Metro	1
11	Green Meadows Pool	431 E. 89th St., Los Angeles, CA 90003	Pacific	9
12	Sepulveda Pool	8737 Kester Ave., Panorama City, CA 91402	Valley	6
13	Costello Pool	3121 E. Olympic Blvd., Los Angeles, CA 90023	Metro	14
14	Jackie Tatum/Harvard Pool	6120 Denker St., Los Angeles, CA 90047	Pacific	8
15	Ross Snyder Pool	1501 East 41st St., Los Angeles, CA 90011	Pacific	9
16	Pecan Pool	120 S. Gless St., Los Angeles, CA 90033	Metro	14
17	Sun Valley Pool	8123 Vineland Ave., Sun Valley, CA 91352	Valley	6
18	Echo Deep Pool	1419 Colton St., Los Angeles, CA 90026	Metro	1
19	Hollywood Pool	1122 Cole Ave., Los Angeles, CA 90038	Pacific	13
20	Celes King III Pool	5001 Rodeo Rd, Los Angeles, CA 90016	Pacific	10
21	Highland Pool	6150 N. Piedmont Avenue, Los Angeles, CA 90042	Metro	1
22	EG Roberts Pool	4526 W. Pico Blvd., Los Angeles, CA 90019	Pacific	10
23	Hubert Humphrey Pool	12560 Filmore St., Pacoima, CA 91331	Valley	7
24	Harbor Pool	1221 N. Figueroa Pl., Wilmington, CA 90744	Pacific	15
25	Sylmar Pool	13109 Borden Ave, Los Angeles, CA 91342	Valley	7
26	Richard Alatorre Pool	4721 Klamath St., Los Angeles, CA 90032	Metro	14
27	Valley Plaza Pool	6715 Laurelgrove Ave., North Hollywood, CA 91606	Valley	2
28	Glassell Pool	3704 Verdugo Rd., Los Angeles, CA 90065	Metro	1
29	Reseda Pool	18411 Victory Blvd, Reseda, CA 91335	Valley	3
30	Banning Pool	1450 N. Avalon Blvd., Wilmington, CA 90744	Pacific	15
31	Fernangeles Pool	8851 Laurel Canyon Blvd, Sun Valley, CA 91352	Valley	6
32	North Hollywood Pool	5301 Tujunga Ave., North Hollywood, CA 91601	Valley	2
33	Cleveland Pool	8120 Vanalden Ave., Reseda, CA 91335	Valley	3
34	Hey Rookie Pool	3601 S. Gaffey St., San Pedro, CA 90731	Pacific	15
35	Lanark Pool	21817 Strathern St., Canoga Park, CA 91304	Valley	3
36	Ritchie Valens Pool	10731 Laurel Canyon Blvd., Pacoima, CA 91331	Valley	7
37	Verdugo Hills Pool	10654 Irma Ave., Tujunga, CA 91042	Valley	7
38	LACES Pool	5931 W. 18th St., Los Angeles, CA 90035	Pacific	10
Subtotal Aquatics - Pre-qualified				

AQUATICS Non pre-qualified (with self certification)

	Facility	Address	Region	CD
1	Yosemite Pool	1840 Yosemite Dr., Los Angeles, CA 90041	Metro	14
2	Stoner Park Pool	1835 Stoner Ave., Los Angeles, CA 90025	Pacific	11
3	Granada Hills Pool	16730 Chatsworth St., Granada Hills, CA 91344	Valley	12
4	Westwood Pool	1350 Sepulveda Blvd., Los Angeles, CA 90025	Pacific	5
5	Woodland Hills Pool	5858 Shoup Ave., Woodland Hills, CA 91367	Valley	3
6	Westchester Pool	9100 Lincoln Blvd., Los Angeles, CA 90045	Pacific	11
7	Van Nuys Sherman Oaks Pool	14021 Huston St., Van Nuys, CA 91423	Valley	4
8	Peck Park Pool	560 N. Western Ave., San Pedro, CA 90732	Pacific	15
9	Northridge Pool	10058 Reseda Blvd., Northridge, CA 91324	Valley	12
10	Griffith Park Pool	3401 Riverside Dr., Los Angeles, CA 90027	Metro	4
11	Venice High School Indoor Po	2490 Walgrove Ave., Los Angeles, CA 90066	Pacific	11
12	Pan Pacific Park Pool	141 S. Gardner St., Los Angeles, CA 90036	Pacific	4
13	Mar Vista Pool	11655 Palms Blvd., Los Angeles, CA 90066	Pacific	11
14	Cheviot Hills Pool	2693 Motor Ave., Los Angeles, CA 90064	Pacific	5
15	Rustic Canyon Pool	601 Latimer Rd., Pacific Palisades, CA 90402	Pacific	11

CITY OF LOS ANGELES
DEPARTMENT OF RECREATION AND PARKS
SELF-CERTIFICATION FORM

YEAR: _____

Participant Name _____

Age _____
Gender M _____ F _____

Parent/Guardian Signature _____ Date _____

The participant listed above receives a free or reduced lunch through the National School Lunch Program at the public or private school attended by participant: (Name of School) _____.

APPLICANT STATEMENT: I certify that the information provided on this form is accurate and complete. I acknowledge that providing false information shall be grounds for termination from the program. I therefore authorize such verification, and will provide supporting documents if requested.

Parent Consent: I give permission for my child, whose name is listed below, to participate in the City of Los Angeles Department of Recreation and Parks Program. I authorize the City to make, procure or use photographs, film, tapes or other likenesses or Minor's physical image and/or voice as may be needed for use with program's publicity material. I agree to hold harmless the City of Los Angeles, Department of Recreation and Parks. **I understand that the City of Los Angeles carries no insurance.** I also understand the City of Los Angeles Department of Recreation and Parks Program reserves the right to dismiss a child for any conduct detrimental to the program.

DEPARTAMENTO DE RECREACIÓN Y PARQUES
CIUDAD DE LOS ÁNGELES
FORMA DE AUTO-CERTIFICACION

AÑO: 202____

Nombre del Participante: _____ Edad: _____
Sexo: M _____ F _____

Firma del Padre/Guardián _____ Fecha: _____

El participante mencionado en esta forma recibe un almuerzo gratis o reducido a través del Programa Nacional de Almuerzos Escolares en la escuela pública o privada a la que el participante atiende: (Nombre de Escuela) _____

Declaración del Participante: Yo certifico que la información proveída en esta forma es correcta y completa. Yo reconozco que proveer información falsa podría ser causa de descalificación del programa. Yo, por lo tanto autorizo tal verificación y proveeré documentos adicionales si fuesen requeridos.

Consentimiento de Padre: Yo le doy permiso a mi hijo/a, cual está nombrado en esta forma, para participar en el programa del Departamento de Recreación y Parques de la Ciudad de Los Ángeles. Autorizo que la Ciudad de Los Ángeles haga, obtenga o utilice fotografías, videos, grabaciones u otras imágenes físicas y/o de voz cuales sean necesarios para uso con el material de publicidad de éste programa. Estoy de acuerdo a mantener indemne al Departamento de Recreación y Parques de la Ciudad de Los Ángeles. **Entiendo que la Ciudad de Los Angeles no tiene aseguranza.** También entiendo que el programa del Departamento de Recreación y Parques de la Ciudad de Los Angeles reserva el derecho a despedir a cualquier participante por cualquier conducta perjudicial al programa.

DEPARTMENT OF RECREATION
AND PARKS

BOARD OF COMMISSIONERS

SYLVIA PATSAOURAS
PRESIDENTLYNN ALVAREZ
VICE PRESIDENTTAFARAI BAYNE
NICOLE CHASE
JOSEPH HALPERHAROLD ARRIVILLAGA
BOARD SECRETARY
(213) 202-2640City of Los Angeles
CaliforniaERIC GARCETTI
MAYORMICHAEL A. SHULL
GENERAL MANAGERANTHONY-PAUL (AP) DIAZ, ESQ.
EXECUTIVE OFFICER &
CHIEF OF STAFFCATHIE SANTO DOMINGO
ASSISTANT GENERAL MANAGERJIMMY KIM
ACTING ASSISTANT GENERAL MANAGERMATTHEW RUDNICK
ACTING ASSISTANT GENERAL MANAGER

(213) 202-2633 FAX (213) 202-2614

May 10, 2021

Mr. Casey Wasserman, Chairman
LA 2028
10900 Wilshire Blvd., Suite 700
Los Angeles, CA 90024

Dear Mr. Wasserman:

This compliance certificate certifies the following matters have been met through reasonable efforts and substantially demonstrate compliance, including:

1. This YSP Project Plan for 2021/2022 constitutes a legal, valid and binding obligation of RAP;
2. The representations and warranties set forth in this compliance certificate are true and correct as of the date of certification and will be true and correct for the duration of the Program Year.
3. RAP has not, and shall not, collect more than \$10 from each Eligible Participant directly for participating in any of the Activities described in the Project Plan. By mutual approval of the parties, this fee may be adjusted over time based on actual costs to RAP or RAP Partner Providers, allowing for increased costs for activities to meet RAP Standards, consistent with meeting Quality Youth Sports Criteria;
4. The YSP Project Plan complies with all requirements of the YSA Agreement;
5. RAP has not entered into, and shall not enter into, any agreement, understanding or arrangement which would grant commercial sponsorship, affiliation or other identification rights of any kind or description with respect to the 2028 Games, LA 2028, the USOPC, the IOC, to any supplier of goods or services or to any other person or entity.
6. RAP does not and shall not discriminate on the basis of race, color, national origin, age, sex, sexual orientation, marital status, creed, religion, citizenship, ancestry or political affiliation; and




Mr. Casey Wasserman, Chairman

May 10, 2021

Page 2 of 2

7. No audit, investigation, proceeding or other inquiry known to RAP as of the event date herewith is pending by the Internal Revenue Service, the Franchise Tax Board or the Attorney General of any state with respect to RAP.

Sincerely,



Anthony-Paul Diaz, Esq.

Executive Officer & Chief of Staff



PROJECT PLAN



YOUTH SPORT PARTNERSHIP

TO: **LA 2028**
 ATTENTION: Casey Wasserman, Chairman
 10900 Wilshire Blvd., Suite 700
 Los Angeles, CA 90024

DOCUMENT NO.:
 FISCAL YEAR:

LA28-002
 2021/2022

RECREATION CENTERS

I. CURRENT PROGRAMS

(See Attachment 1 for Description; Attachment 2a & 2b for Program Dates and Coach Training; Attachment 3a & 3b for Detail)

ESTIMATED ENROLLMENT TOTALS:	"A"	LEAGUES		CLASSES		TOTALS
		UNIT COST	TOTAL	UNIT COST	TOTAL	
			32,713		19,385	52,098
<i>Instructors</i>				\$ 40	\$ 775,400	\$ 775,400
<i>Coaches</i>		\$ 40	\$ 1,308,520			\$ 1,308,520
<i>Officials</i>		\$ 37	\$ 1,210,381			\$ 1,210,381
<i>Uniforms</i>		\$ 40	\$ 1,308,520			\$ 1,308,520
<i>Shared Equipment</i>		\$ 30	\$ 981,390	\$ 20	\$ 387,700	\$ 1,369,090
<i>Pre and Post events</i>		\$ 20	\$ 654,260	\$ 20	\$ 387,700	\$ 1,041,960
<i>Trophies</i>		\$ 13	\$ 425,269			\$ 425,269
TOTAL COSTS (REC CENTERS):	"B"	\$ 180	\$ 5,888,340	\$ 80	\$ 1,550,800	\$ 7,439,140

Less: Projected Baseline Funding

Rec and Parks General Fund - Rec Centers (estimate)		\$ (1,300,000)
GPLA (estimate)		\$ (813,900)
Dodgers (estimate)		\$ (148,680)
Clippers (In-kind donation: Uniforms) (estimate)		\$ -
Natasha Watley Foundation (estimate)		\$ (33,000)
Total Projected Baseline Funding	"C"	\$ (2,295,580)

Personal Protective Equipment (PPE)

Masks (400 masks/mo X 12 mos. X \$0.10 X 81 rec centers)		\$ 38,880
Hand sanitizers (3 gallons/mo X 12 mos. X \$20 X 81 rec centers)		\$ 58,320
	"D"	\$ 97,200

TOTAL COSTS LESS PROJECTED BASELINE FUNDING (REC CENTERS - CURRENT PROGRAMS):	"E" ("B + C + D")	\$ 5,240,760
--	-----------------------------	---------------------

II. PILOT PROGRAMS

(See Attachment 1 for Description and Attachment 5 for List of Teqball Sites)

A. Up2Us Sports	"F"	\$ 20,000
B. Teqball	"G"	\$ 20,000
TOTAL COSTS (PILOT PROGRAMS):	"H" ("F + G")	\$ 40,000

TOTAL COSTS (RECREATION CENTERS)

TOTAL COSTS (CURRENT AND PILOT PROGRAMS) - less Projected Baseline Funding:	"I" ("E + H")	\$ 5,280,760
--	-------------------------	---------------------



PROJECT PLAN



YOUTH SPORT PARTNERSHIP

TO:
LA 2028
ATTENTION: Casey Wasserman, Chairman
10900 Wilshire Blvd., Suite 700
Los Angeles, CA 90024

DOCUMENT NO.:
FISCAL YEAR:

LA28-002
2021/2022

SIGNATURE YOUTH SPORTS PROGRAMS

I. AQUATICS

(See Attachment 2b & 2c for Program Dates and Coach Training; Attachment 4a,4b,4c & 4d for Detail)

		DIVE, SYNCHRO, WATER POLO TEAMS		SWIM LESSONS		TOTALS
		SWIM TEAM	TEAMS	UNIT COST	TOTAL	
Estimated Enrollment Totals	"J"	1820	1,910		52,670	56,400
CATEGORY		UNIT COST		UNIT COST		TOTAL
Lifeguard/Instructor		\$ 122	\$ 122			\$ 455,060
Class instructor				\$ 33.33	\$ 1,755,491	\$ 1,755,491
Officials		\$ 20	\$ 20			\$ 74,600
Uniform		\$ 30	\$ 10			\$ 73,700
Pre and Post events		\$ 20	\$ 20			\$ 74,600
Trophies		\$ 13	\$ 13			\$ 48,490
Subtotal Aquatics	"K"	\$ 205	\$ 185	\$ 33	\$ 1,755,491	\$ 2,481,941

Less: Projected Baseline Funding

Rec and Parks General Fund -
 Aquatics(estimate)
 Kaiser (estimate)

\$ (1,100,000)
\$ (204,000)
\$ (1,304,000)

Total Projected Baseline Funding

"L"

**Total Aquatics less Projected
 Baseline Funding**

"M"
 ("K + L")

\$ 1,177,941

Personal Protective Equipment (PPE)

Masks (200 masks/mo X 12 mos. X
 \$0.10 X 35 pools)
 Hand sanitizers (1.5 gallons/mo X 12
 mos. X \$20 X 35 pools)

\$ 8,400
\$ 12,600
\$ 21,000

"N"

Equipment Cost

(Note: Replacement timeframe is variable; cost may occur again in future years)

Equipment for Team Sports - Year-
 round pools (14 pools X \$15,465.56)

\$ 216,518
\$ 295,377
\$ 43,685
\$ 555,580

Equipment for Team Sports- Seasonal
 pools (21 pools X \$14,065.56)

Equipment for Swim Classes (35 pools
 X \$1,248.15)

Total Equipment

"O"

**I. Total Aquatics less Projected
 Baseline Funding (including
 Equipment)**

"P"
 ("M + N + O")

\$ 1,754,521

II. SPORTS & FITNESS

A. TRACK & FIELD (15 sites)

(See Attachment 1 for Description and 6a & 6b for Detail)

		CLASSES		TOTALS
		UNIT COST	TOTAL	
Estimated Enrollment Totals	"Q"		1,200	1,200
CATEGORY		UNIT COST		TOTAL
Instructor/Coach		\$ 112.00	\$ 134,400	\$ 134,400
Saturday Instruction		\$ 33.60	\$ 40,320	\$ 40,320
Total	"R"	\$ 145.60	\$ 174,720	\$ 174,720

Equipment Cost



PROJECT PLAN



YOUTH SPORT PARTNERSHIP

TO:
LA 2028
ATTENTION: Casey Wasserman, Chairman
10900 Wilshire Blvd., Suite 700
Los Angeles, CA 90024

DOCUMENT NO.:
FISCAL YEAR:

LA28-002
2021/2022

(Note: Replacement timeframe is variable; cost may occur again in future years)

Equipment (high jump, shots,
javelins, blocks - \$17,500 per site) -
Included in YSP Fall 2020 Project Plan

"S"

\$	-
----	---

A. Total Track & Field (15 sites)

"T"

("R + S")

\$	174,720
----	----------------

B. JUDO - USA Olympic sanction (10 sites)

(See Attachment 1 for Description and 7a & 7b for Detail)

		CLASSES		TOTALS
Estimated Enrollment Totals	"U"		1,200	1,200
CATEGORY				
Instructor		UNIT COST	TOTAL	
Uniform		\$ 96	\$ 115,200	\$ 115,200
Pre and Post events		\$ 30	\$ 36,000	\$ 36,000
		\$ 12.5	\$ 15,000	\$ 15,000
Total	"V"	\$ 138.5	\$ 166,200	\$ 166,200

Equipment Cost

(Note: Replacement timeframe is variable; cost may occur again in future years)

Equipment - mats (10 sites)

"W"

\$	58,000
----	--------

B. Total Judo (10 sites)

"X"

("V + W")

\$	224,200
----	----------------

C. TENNIS (20 sites)

(See Attachment 1 for Description and 8a & 8b for Detail)

		CLASSES		TOTALS
Estimated Enrollment Totals	"Y"		2,400	2,400
CATEGORY				
Instructor		UNIT COST	TOTAL	
Uniform		\$ 48	\$ 115,200	\$ 115,200
Pre and Post events		\$ -	\$ -	\$ -
		\$ 10.5	\$ 25,200	\$ 25,200
Total	"Z"	\$ 58.5	\$ 140,400	\$ 140,400

C. Total Tennis (20 sites)

"AA"

("Z")

\$	140,400
----	----------------

D. GOLF (4 golf sites and 4 recreation centers)

(See Attachment 1 for Description and 9a & 9b for Detail)

		GOLF COURSE SITES		REC CENTERS		TOTALS
Estimated Enrollment Totals	"AB"		224		112	336
CATEGORY						
Instructor		UNIT COST	TOTAL	UNIT COST	TOTAL	
Supplies		\$ 52	\$ 11,648	\$ 52	\$ 5,824	\$ 17,472
		\$ 28	\$ 6,272	\$ 28	\$ 3,136	\$ 9,408
Total	"AC"	\$ 80.0	\$ 17,920	\$ 80.00	\$ 8,960	\$ 26,880

Equipment Cost

(Note: Replacement timeframe is variable; cost may occur again in future years)

Equipment for Golf sites - Included in
YSP Fall 2020 Project Plan

-



PROJECT PLAN



YOUTH SPORT PARTNERSHIP

TO:
LA 2028
 ATTENTION: Casey Wasserman, Chairman
 10900 Wilshire Blvd., Suite 700
 Los Angeles, CA 90024

DOCUMENT NO.:
 FISCAL YEAR:

LA28-002
 2021/2022

Equipment for Rec Centers - Golf clubs, targets, hitting nets	"AD"	12,100	\$ 12,100
---	------	--------	-----------

D. Total Golf (4 golf sites and 4 recreation centers)	"AE" ("AC + AD")		\$ 38,980
--	-------------------------------------	--	------------------

E. MARATHON TRAINING

Note: Once this program is developed, RAP will seek secondary approval of this component of the Project Plan.

Marathon Training	"AF"		\$ 200,000
-------------------	------	--	------------

E. Total Marathon Training	"AG" ("AF")		\$ 200,000
-----------------------------------	--------------------------------	--	-------------------

II. Total Sports & Fitness	"AH" ("T + X + AA + AE + AG")		\$ 778,300
---------------------------------------	--	--	-------------------

III. ADAPTIVE SPORTS

(See Attachment 10 for Description)

Adaptive Sports (Start up cost & Equipment)	"AI"		\$ 571,333
---	------	--	------------

TOTAL COSTS (SIGNATURE PROGRAMS)

TOTAL COSTS (SIGNATURE PROGRAMS) - excluding Projected Baseline Funding:	"AJ" ("K + N + O + AH + AI")		\$ 4,408,154
---	---	--	---------------------

TOTAL PROJECTED BASELINE FUNDING (AQUATICS)	"AK" ("L")		\$ (1,304,000)
--	-------------------------------	--	-----------------------

TOTAL COSTS (SIGNATURE PROGRAMS) - less Projected Baseline Funding:	"AL" ("AJ + AK")		\$ 3,104,154
--	-------------------------------------	--	---------------------

"AM" ("AJ / AT")	% to total Request - excluding Projected Baseline Funding (Target = 20% per YSP Agreement Section 8d)	46%
------------------------------	---	-----

"AN" ("AL / AT")	% to total Request - less Projected Baseline Funding (Target = 20% per YSP Agreement Section 8d)	32%
------------------------------	--	-----

OTHER COSTS

SAFE SPORT	"AO"		TOTALS \$ 500,000
-------------------	-------------	--	--------------------------

MARKETING / BRANDING / OUTREACH

Marketing	\$ 500,000
Recreation Centers Printing (Banners, Flyers, etc.)	\$ 50,000
Media buy	\$ 200,000

Total Marketing/Branding/Outreach	"AP"		\$ 750,000
--	-------------	--	-------------------

REPORTING REQUIREMENTS	"AQ"		\$ -
-------------------------------	-------------	--	-------------

OTHER	"AR"		\$ -
--------------	-------------	--	-------------



PROJECT PLAN



YOUTH SPORT PARTNERSHIP

TO:
LA 2028
ATTENTION: Casey Wasserman, Chairman
10900 Wilshire Blvd., Suite 700
Los Angeles, CA 90024

DOCUMENT NO.:
FISCAL YEAR:

LA28-002
 2021/2022

TOTAL OTHER COSTS: "AS" **\$ 1,250,000**
 ("AO + AP + AQ + AR")

<u>Summary of Funding for Other Costs</u>	
Maximum funding for Other Costs thru 9/1/2028 (per YSP Agreement Section 8e)	\$ 6,400,000
Less: Actual Costs Fall 2020	\$ -
Less: Forecast Costs FY 21/22	\$ (1,250,000)
TOTAL REMAINING BALANCE OF FUNDING	\$ 5,150,000

TOTAL COSTS

TOTAL COSTS (REC CENTERS, SIGNATURE PROGRAMS & OTHER): "AT" **\$ 9,634,914**
 ("I + AL + AS")



PROJECT PLAN



YOUTH SPORT PARTNERSHIP

TO:
LA 2028
ATTENTION: Casey Wasserman, Chairman
 10900 Wilshire Blvd., Suite 700
 Los Angeles, CA 90024

DOCUMENT NO.:
FISCAL YEAR:

LA28-002
 2021/2022

FISCAL RECONCILIATION - FUNDING VS ACTUAL/ESTIMATED COSTS

			FISCAL YEAR	TOTALS
			(THRU)	
LA 2028 FUNDING RECEIVED-TO - DATE	"I"		FY20/21	\$ 4,481,705
SwimLA 1.0		\$ 912,499.35		
SwimLA 2.0		\$ 1,088,213.32		
Fall 2020 Project Plan		\$ 2,480,992.00		
ACTUAL/ESTIMATED COSTS TO DATE	"II"		FY20/21	\$ 2,555,713
SwimLA 1.0 (Actual)		\$ 912,499.35		
SwimLA 2.0 (Actual)		\$ 1,088,213.32		
Fall 2020 Project Plan		\$ 555,000.00		
<i>*Note: Estimated cost is for equipment purchased to date. Equipment will be used in FY 21/22, as Fall 2020 YSP Program was suspended due to Covid-19.</i>				
OVER (+)/UNDER (-) TO DATE	"III" ("I - II")		FY 20/21	\$ 1,925,992

PROJECT PLAN

		FISCAL YEAR	TOTALS
		FY21/22	
PROJECT PLAN	"IV"		\$ 9,634,914

FUNDING REQUEST

		FISCAL YEAR	TOTALS
		FY21/22	
YSP ANNUAL ALLOCATION PLAN	"V"		\$ 19,200,000
REQUEST FOR FUNDING (NOT TO EXCEED ANNUAL ALLOCATION PLAN)	"VI" ("IV - III") or "V", whichever is less		\$ 7,708,922

	Summer 2021	Fall 2021	Winter 2022	Spring 2022	TOTALS
Recreation Centers	\$ 2,640,380	\$ 1,056,152	\$ 1,056,152	\$ 528,076	\$ 5,280,760
Signature Programs	\$ 1,552,077	\$ 620,831	\$ 620,831	\$ 310,415	\$ 3,104,154
Other Costs	\$ 1,250,000				\$ 1,250,000
Funding vs Actual/Estimated Costs to Date (+)/(-) (Refer to Fiscal Reconciliation - Funding vs Actual/Estimated Costs)	\$ (1,925,992)				\$ (1,925,992)
FUNDING REQUEST BY QUARTER	\$ 3,516,465	\$ 1,676,983	\$ 1,676,983	\$ 838,491	\$ 7,708,922

Please remit funds to:

Name: CITY OF LOS ANGELES
 Bank: Wells Fargo Bank, N.A.
 Bank Address: 420 Montgomery, San Francisco, CA 94104
 ABA or Routing No.: 121000248
 Account No.: 04945265965
 Reference Information: CashWiz Unit 0522
 Fund No.: 63K: Youth Sport Partnership Fund



PROJECT PLAN



YOUTH SPORT PARTNERSHIP

TO:
LA 2028
 ATTENTION: Casey Wasserman, Chairman
 10900 Wilshire Blvd., Suite 700
 Los Angeles, CA 90024

DOCUMENT NO.:
 FISCAL YEAR:

LA28-002
 2021/2022

FUNDS DRAWDOWN SUMMARY

	"A" "A" = "B + C + D" TOTAL FUNDING	"B" "B" PAID TO DATE BY LA2028	"C" "C" PENDING REQUEST	"D" "D" FUND BALANCE
TOTAL AVAILABLE FUNDING:	\$ 160,000,000.00			\$ 160,000,000.00
SwimLA 1.0		\$ 912,499.35		\$ 159,087,500.65
SwimLA 2.0		\$ 1,088,213.32		\$ 157,999,287.33
Fall 2020 Project Plan		\$ 2,480,992.00		\$ 155,518,295.33
<i>FY 21/22 Project Plan (This Request)</i>			\$ 7,708,922.00	\$ 147,809,373.33
TOTALS	\$ 160,000,000.00	\$ 4,481,704.67	\$ 7,708,922.00	\$ 147,809,373.33

PROJECT PLAN

YOUTH SPORT PARTNERSHIP



Attachment 3a: Detail Recreation Centers

DOCUMENT NO.: LA28-002
 FISCAL YEAR: 2021/2022

RECREATION CENTERS - Pre-qualified				Summer 2018 Actual Enrollment (Baseline) Totals			Fall 2018 Actual Enrollment (Baseline) Totals			Winter 2019 Actual Enrollment (Baseline) Totals		
Facility	Address	Region	CD	Actual Enrollment (Baseline) - Classes	Actual Enrollment (Baseline) Sports Leagues	Actual (Baseline) Total Enrollment	Actual Enrollment (Baseline) - Classes	Actual Enrollment (Baseline) Sports Leagues	Actual (Baseline) Total Enrollment	Actual Enrollment (Baseline) - Classes	Actual Enrollment (Baseline) Sports Leagues	Actual (Baseline) Total Enrollment
1	Hoover R.C.	1010 W. 25th St., Los Angeles, CA 90007	Metro	1	51	85	136	92	92	89	75	164
2	Expo Center/Roy Anderson R.C.	3980 South Bill Robertson Lane, Los Angeles, CA 90037	Expo	9	117	830	947	60	87	51	920	971
3	Macarthur Park R.C.	2230 W. 6th St., Los Angeles, CA 90057	Metro	1			0	82	82	26		26
4	Toberman R.C.	1725 Toberman St., Los Angeles, CA 90015	Metro	1	20	8	28	30	38	23	88	111
5	Algin Sutton R.C.	8800 S. Hoover St., Los Angeles, CA 90044	Pacific	8				8	36	6	110	116
6	109th Street R.C.	1464 E. 109th St., Los Angeles, CA 90059	Pacific	15	4	172	176	36	36	74	48	122
7	South Park R.C.	345 East 51st St., Los Angeles, CA 90011	Pacific	9	36	41	77	36	1	209		209
8	Alpine R.C.	817 Yale St., Los Angeles, CA 90012	Metro	1	178	184	362	147	184	131	167	298
9	Hollenbeck Park R.C.	415 S. St. Louis St., Los Angeles, CA 90033	Metro	14	57		57	76	76	138		138
10	Slauson R.C.	5306 S. Compton Ave., Los Angeles, CA 90011	Pacific	9		118	118		0		53	53
11	Gilbert Lindsay R.C.	429 E. 42nd Pl., Los Angeles, CA 90011	Pacific	9			0		0			0
12	Lafayette MultiPurpose Community Cent	625 South Lafayette Park Place, Los Angeles	Metro	10	78	28	106	53	76	64	22	86
13	Hazard Park R.C.	2230 Norfolk St, Los Angeles, CA 90033	Metro	14			0	4	105	123		123
14	Trinity R.C.	2415 Trinity St., Los Angeles, CA 90011	Pacific	9	43	65	108	10	10	14	32	46
15	Mount Carmel R.C.	830 West 70th St., Los Angeles, CA 90044	Pacific	8	106	34	140	43	46	108	38	146
16	Lincoln Heights R.C.	2303 Workman Street, Los Angeles, CA 90033	Metro	1		116	116		6		72	72
17	Central R.C.	1357 East 22nd St., Los Angeles, CA 90011	Pacific	9	10	177	187	55	65	18	58	76
18	Downey R.C.	1772 North Spring St, Los Angeles, CA 90031	Metro	1	18	68	86	12	12	11	68	79
19	Van Ness R.C.	5720 2nd Avenue, Los Angeles, CA 90043	Pacific	8	111		111	2	75	169	139	308
20	State Street R.C.	716 North State St., Los Angeles, CA 90033	Metro	14	171	103	274	113	215	85	266	351
21	Evergreen R.C.	2844 E. 2nd St, Los Angeles, CA 90033	Metro	14	9	457	466	11	11	62	202	264
22	Wilmington R.C.	325 N. Neptune Ave., Wilmington, CA 90744	Pacific	15		32	32	18	39	16	115	131
23	Lincoln Park R.C.	3501 Valley Blvd, Los Angeles, CA 90031	Metro	1	48	27	75	92	121	71	61	132
24	Green Meadows R.C.	431 E. 89th St., Los Angeles, CA 90003	Pacific	9		8	8		21	44		44
25	Seoul International Park	3250 San Marino St., Los Angeles, CA 90006	Pacific	10	12	520	532	49	49	60	173	233
26	Wabash R.C.	2765 Wabash Ave, Los Angeles, CA 90033	Metro	14		178	178		0	9	234	243
27	Normandie R.C.	1550 S. Normandie Avenue, Los Angeles, CA 90006	Metro	1		110	110		0		73	73
28	Lemon Grove R.C.	4959 Lemon Grove Ave, Los Angeles, CA 90029	Metro	13	133	47	180	88	88	121	34	155
29	Loren Miller R.C.	2717 Halldale Ave, Los Angeles, CA 90018	Pacific	8	89	74	163		0	106		106
30	Sepulveda R.C.	8825 Kester Ave., Panorama City 91405	Valley	6	46	95	141	28	40	81	128	209
31	Costello R.C.	3141 E. Olympic Bl., Los Angeles, CA 90023	Metro	14	80	72	152	71	71	75	72	147
32	Jackie Tatum Harvard R.C.	1535 W. 62nd St., Los Angeles, CA 90047	Pacific	8	33	248	281	88	89	39	169	208
33	Van Nuys R.C.	14301 Vanowen St., Van Nuys, CA 91405	Valley	6	183	287	470	40	55	359	250	609

PROJECT PLAN

YOUTH SPORT PARTNERSHIP



Attachment 3a: Detail Recreation Centers

DOCUMENT NO.: LA28-002
 FISCAL YEAR: 2021/2022

RECREATION CENTERS - Pre-qualified				Summer 2018 Actual Enrollment (Baseline) Totals			Fall 2018 Actual Enrollment (Baseline) Totals			Winter 2019 Actual Enrollment (Baseline) Totals		
Facility	Address	Region	CD	Actual Enrollment (Baseline) - Classes	Actual Enrollment (Baseline) Sports Leagues	Actual (Baseline) Total Enrollment	Actual Enrollment (Baseline) - Classes	Actual Enrollment (Baseline) Sports Leagues	Actual (Baseline) Total Enrollment	Actual Enrollment (Baseline) - Classes	Actual Enrollment (Baseline) Sports Leagues	Actual (Baseline) Total Enrollment
34	Denker R.C.	1550 West 35th Pl., Los Angeles, CA 90018	Pacific	8	48	87	135		0	41	140	181
35	South Seas House	2301 West 24th St., Los Angeles CA 90018	Metro	10	12		12	6	6	23		23
36	Pecan R.C.	127 South Pecan St., Los Angeles, CA 90033	Metro	14		217	217	60	60	2	149	151
37	North Hills Community Park	8756 N. Parthenia Pl, North Hills, CA 91343	Valley	6			68		0		11	11
38	Ross Snyder R.C.	1501 East 41st St., Los Angeles, CA 90011	Pacific	9		61	61		0		120	120
39	Lincoln Heights Youth Center	2911 Altura Street, Los Angeles, CA 90031	Metro	1			0	296	33	329	72	395
40	Fred Roberts R.C.	4700 S. Honduras St., Los Angeles, CA 90011	Pacific	9	45	37	82	40	40	87	27	114
41	E. Wilmington Greenbelt Community Cer	918 North Sanford Ave., Wilmington, CA 90744	Pacific	15			0		0	8		8
42	Martin Luther King, Jr. R.C.	3916 S. Western Avenue, Los Angeles, CA 90062	Pacific	8	33		33	51	93	144	46	124
43	Lake Street Park	227 North Lake St., Los Angeles, CA 90026	Metro	13	76	209	285	103	24	127	88	229
44	Shatto R.C.	3191 West 4th St, Los Angeles, CA 90020	Metro	13	560	70	630	255	179	434	136	297
45	Boyle Heights Sports Center	933 South Mott St., Los Angeles, CA 90023	Metro	14		88	88		0	18	45	63
46	Andres and Maria Cardenas R.C.	14740 Blythe St., Panorama City, CA 91402	Valley	6			0	47	47	58		58
47	David M. Gonzales/Pacoima R.C.	10943 Herrick Ave., Pacoima, CA 91331	Valley	7	165	37	202	178	158	336	131	298
48	Ramon Garcia R.C.	1016 S. Fresno Street, Los Angeles, CA 90023	Metro	14		144	144		0	24	176	200
49	Yucca Park Community Center	6671 Yucca St., Los Angeles, CA 90028	Metro	13	155		155	135	27	162	157	168
50	Sun Valley R.C.	8133 Vineland Ave., Sun Valley, CA 91352	Valley	6	331	277	608	369	43	412	346	728
51	Hollywood R.C.	1122 Cole Ave., Los Angeles, CA 90038	Metro	13	15	58	73	11		11	24	33
52	Vineyard R.C.	2942 Vineyard Ave, Los Angeles, CA 90016	Pacific	10			0		0		30	30
53	Rancho Cienega Sports Complex	5001 Rodeo Rd, Los Angeles, CA 90016	Pacific	10		84	84	6	3	9	44	44
54	Highland Park R.C.	6150 N. Piedmont Avenue, Los Angeles, CA 90042	Metro	1	21	158	179	31		31	17	182
55	Victory-Vineland R.C.	11117 Victory Blvd., North Hollywood, CA 91606	Valley	2	74	211	285	80	290	370	34	225
56	Cypress Park R.C.	2630 Pepper Ave., Los Angeles, CA 90065	Metro	1	1	74	75	39		39	119	170
57	Hubert Humphrey R.C.	12560 Filmore St., Pacoima, CA 91331	Valley	7	56	445	501	170	3	173	97	143
58	Bellevue R.C.	826 Lucile Ave., Los Angeles, CA 90026	Metro	13	51	149	200	65	1	66	41	204
59	Rose Hill R.C.	4530 Mercury Ave., Los Angeles, CA 90032	Metro	14	34	107	141	9	11	20	22	52
60	Rio de Los Angeles State Park	1900 N. San Fernando Rd, Los Angeles, CA 90065	Metro	1	131	91	222	136		136	137	139
61	Queen Anne R.C.	1240 West Blvd, Los Angeles, CA 90019	Metro	10	55	440	495	8		8	76	240
62	Banning R.C.	1331 Eubank Ave, Wilmington, CA 90744	Pacific	15	76	61	137	97		97	61	141
63	Echo Park R.C.	1632 Bellevue Ave, Los Angeles, CA 90026	Metro	13	383	334	717	359		359	329	294
64	Glassell Park R.C.	3650 Verdugo Rd., Los Angeles, CA 90065	Metro	1	18	118	136	50	8	58	11	123
65	Stonehurst R.C.	9901 Dronfield St., Sun Valley, CA 91352	Valley	7	63	34	97		1	1	158	161
66	Sylmar Park R.C.	13109 Borden Ave, Los Angeles, CA 91342	Valley	7	58	635	693	6	179	185	8	330
67	El Sereno R.C.	4721 Klamath St., Los Angeles, CA 90032	Metro	14	18	151	169	1	233	234	15	246

**PROJECT PLAN
YOUTH SPORT PARTNERSHIP**



Attachment 3a: Detail Recreation Centers

DOCUMENT NO.: LA28-002
FISCAL YEAR: 2021/2022

RECREATION CENTERS - Pre-qualified				Summer 2018 Actual Enrollment (Baseline) Totals			Fall 2018 Actual Enrollment (Baseline) Totals			Winter 2019 Actual Enrollment (Baseline) Totals		
Facility	Address	Region	CD	Actual Enrollment (Baseline) - Classes	Actual Enrollment (Baseline) Sports Leagues	Actual (Baseline) Total Enrollment	Actual Enrollment (Baseline) - Classes	Actual Enrollment (Baseline) Sports Leagues	Actual (Baseline) Total Enrollment	Actual Enrollment (Baseline) - Classes	Actual Enrollment (Baseline) Sports Leagues	Actual (Baseline) Total Enrollment
68	Rosecrans R.C. 840 W. 149th St., Gardena, CA 90247	Pacific	15	76	67	143	23	108	131	132	100	232
69	Chevy Chase R.C. 4165 Chevy Chase Dr., Los Angeles, CA 90039	Metro	13	10	52	62	11		11	21	126	147
70	Normandale R.C. 22400 S. Halldale Ave., Los Angeles, CA 90501	Pacific	15		57	57		30	30		90	90
71	Valley Plaza 12240 Archwood St., North Hollywood, CA 91606	Valley	2	22	26	48	77	156	233	28	123	151
72	Reseda R.C. 18411 Victory Blvd, Reseda, CA 91335	Valley	3	154	84	238	36	27	63	137		137
73	Baldwin Hills R.C. 5401 Highlight Pl., Los Angeles, CA 90016	Pacific	10	7	249	256	101	322	423	81	498	579
74	Fernangeles R.C. 8851 Laurel Canyon Blvd, Sun Valley, CA 91352	Valley	6	309	301	610	293	193	486	294	397	691
75	Harbor City R.C. 24901 Frampton Ave, Harbor City, CA 90710	Pacific	15	58	28	86			0		72	72
76	St. Andrews R.C. 8701 Saint Andrews Place, Los Angeles, CA 90047	Pacific	8	46	208	254	35		35	146	211	357
77	Delano R.C. 15100 Erwin St., Van Nuys, CA 91411	Valley	6	151		151	149	224	373	141	245	386
78	North Hollywood R.C. 11430 Chandler Blvd, North Hollywood, CA 91601	Valley	2	92	150	242	109		109	83	162	245
79	Lanark R.C. 21816 Lanark St, Canoga Park, CA 91305	Valley	3	205	361	566	8		8	170	260	430
80	Ritchie Valens R.C. 10736 Laurel Canyon Blvd, Pacoima, CA 91331	Valley	7	108	424	532	71	73	144	159	857	1,016
81	Jim Gilliam R.C. 4000 S. La Brea Avenue, Los Angeles, CA 90008	Pacific	10		11	11	16		16		61	61
Subtotal Recreation Centers - Pre-qualified				5,435	10,647	16,082	4,814	2,974	7,788	6,312	11,008	17,320

PROJECT PLAN

YOUTH SPORT PARTNERSHIP



Attachment 3a: Detail Recreation Centers

DOCUMENT NO.: LA28-002
 FISCAL YEAR: 2021/2022

RECREATION CENTERS - Pre-qualified				Spring 2019 Actual Enrollment (Baseline) Totals			FY 2018/2019 Actual Enrollment (Baseline) Totals					
Facility	Address	Region	CD	Actual Enrollment (Baseline) - Classes	Actual Enrollment (Baseline) Sports Leagues	Actual (Baseline) Total Enrollment	Actual Enrollment (Baseline) - Classes	Actual Enrollment (Baseline) Sports Leagues	Actual (Baseline) Total Enrollment	Estimated Total Enrollment	Estimated Enrollment - Classes	
1	Hoover R.C.	1010 W. 25th St., Los Angeles, CA 90007	Metro	1	130		130	362	160	522	82	31
2	Expo Center/Roy Anderson R.C.	3980 South Bill Robertson Lane, Los Angeles, CA 90037	Expo	9	199	702	901	427	2,479	2,906	568	70
3	Macarthur Park R.C.	2230 W. 6th St., Los Angeles, CA 90057	Metro	1	18	7	25	126	7	133	0	0
4	Toberman R.C.	1725 Toberman St., Los Angeles, CA 90015	Metro	1	73	59	132	146	163	309	17	12
5	Algin Sutton R.C.	8800 S. Hoover St., Los Angeles, CA 90044	Pacific	8	5	149	154	51	431	482	105	2
6	109th Street R.C.	1464 E. 109th St., Los Angeles, CA 90059	Pacific	15	32	114	146	178	203	381	47	22
7	South Park R.C.	345 East 51st St., Los Angeles, CA 90011	Pacific	9	251	18	269	546	18	564	51	51
8	Alpine R.C.	817 Yale St., Los Angeles, CA 90012	Metro	1	186	90	276	642	478	1,120	217	107
9	Hollenbeck Park R.C.	415 S. St. Louis St., Los Angeles, CA 90033	Metro	14	185		185	456	0	456	34	34
10	Slauson R.C.	5306 S. Compton Ave., Los Angeles, CA 90011	Pacific	9	32	53	85	32	224	256	71	0
11	Gilbert Lindsay R.C.	429 E. 42nd Pl., Los Angeles, CA 90011	Pacific	9	1		1	0	0	1	0	0
12	Lafayette MultiPurpose Community Cent	625 South Lafayette Park Place, Los Angeles, CA 90007	Metro	10	58	22	80	253	95	348	64	47
13	Hazard Park R.C.	2230 Norfolk St, Los Angeles, CA 90033	Metro	14		189	189	4	417	421	0	0
14	Trinity R.C.	2415 Trinity St., Los Angeles, CA 90011	Pacific	9	36	13	49	103	110	213	65	26
15	Mount Carmel R.C.	830 West 70th St., Los Angeles, CA 90044	Pacific	8	107	19	126	364	94	458	84	64
16	Lincoln Heights R.C.	2303 Workman Street, Los Angeles, CA 90033	Metro	1	2	121	123	2	315	317	70	0
17	Central R.C.	1357 East 22nd St., Los Angeles, CA 90011	Pacific	9	32	130	162	115	375	490	112	6
18	Downey R.C.	1772 North Spring St, Los Angeles, CA 90031	Metro	1	61	209	270	102	345	447	52	11
19	Van Ness R.C.	5720 2nd Avenue, Los Angeles, CA 90043	Pacific	8	53	188	241	335	402	737	67	67
20	State Street R.C.	716 North State St., Los Angeles, CA 90033	Metro	14	134	195	329	503	666	1,169	165	103
21	Evergreen R.C.	2844 E. 2nd St, Los Angeles, CA 90033	Metro	14	38	297	335	120	956	1,076	279	5
22	Wilmington R.C.	325 N. Neptune Ave., Wilmington, CA 90744	Pacific	15	5	167	172	39	335	374	19	0
23	Lincoln Park R.C.	3501 Valley Blvd, Los Angeles, CA 90031	Metro	1	73	183	256	284	300	584	45	29
24	Green Meadows R.C.	431 E. 89th St., Los Angeles, CA 90003	Pacific	9		46	46	0	119	119	5	0
25	Seoul International Park	3250 San Marino St., Los Angeles, CA 90006	Pacific	10	59	144	203	180	837	1,017	319	7
26	Wabash R.C.	2765 Wabash Ave, Los Angeles, CA 90033	Metro	14		131	131	9	543	552	107	0
27	Normandie R.C.	1550 S. Normandie Avenue, Los Angeles, CA 90006	Metro	1		274	274	0	457	457	66	0
28	Lemon Grove R.C.	4959 Lemon Grove Ave, Los Angeles, CA 90029	Metro	13	112	84	196	454	165	619	108	80
29	Loren Miller R.C.	2717 Halldale Ave, Los Angeles, CA 90018	Pacific	8	23	87	110	218	161	379	97	53
30	Sepulveda R.C.	8825 Kester Ave., Panorama City 91405	Valley	6	40	1	41	195	236	431	85	28
31	Costello R.C.	3141 E. Olympic Bl., Los Angeles, CA 90023	Metro	14	97	176	273	323	320	643	91	48
32	Jackie Tatum Harvard R.C.	1535 W. 62nd St., Los Angeles, CA 90047	Pacific	8	104	172	276	264	590	854	169	20
33	Van Nuys R.C.	14301 Vanowen St., Van Nuys, CA 91405	Valley	6	658	145	803	1,240	697	1,937	282	110

**PROJECT PLAN
YOUTH SPORT PARTNERSHIP**



Attachment 3a: Detail Recreation Centers

DOCUMENT NO.: LA28-002
FISCAL YEAR: 2021/2022

RECREATION CENTERS - Pre-qualified				Spring 2019 Actual Enrollment (Baseline) Totals			FY 2018/2019 Actual Enrollment (Baseline) Totals					
Facility	Address	Region	CD	Actual Enrollment (Baseline) - Classes	Actual Enrollment (Baseline) Sports Leagues	Actual (Baseline) Total Enrollment	Actual Enrollment (Baseline) - Classes	Actual Enrollment (Baseline) Sports Leagues	Actual (Baseline) Total Enrollment	Estimated Total Enrollment	Estimated Enrollment - Classes	
34	Denker R.C.	1550 West 35th Pl., Los Angeles, CA 90018	Pacific	8	43	132	175	132	359	491	81	29
35	South Seas House	2301 West 24th St., Los Angeles CA 90018	Metro	10	20		20	61	0	61	7	7
36	Pecan R.C.	127 South Pecan St., Los Angeles, CA 90033	Metro	14		380	380	2	806	808	130	0
37	North Hills Community Park	8756 N. Parthenia Pl, North Hills, CA 91343	Valley	6		117	117	0	196	196	41	0
38	Ross Snyder R.C.	1501 East 41st St., Los Angeles, CA 90011	Pacific	9		162	162	0	343	343	37	0
39	Lincoln Heights Youth Center	2911 Altura Street, Los Angeles, CA 90031	Metro	1		0	0	619	105	724	0	0
40	Fred Roberts R.C.	4700 S. Honduras St., Los Angeles, CA 90011	Pacific	9	110	9	119	282	73	355	49	27
41	E. Wilmington Greenbelt Community Center	918 North Sanford Ave., Wilmington, CA 90744	Pacific	15	8		8	16	0	16	0	0
42	Martin Luther King, Jr. R.C.	3916 S. Western Avenue, Los Angeles, CA 90062	Pacific	8	63	73	136	225	212	437	20	20
43	Lake Street Park	227 North Lake St., Los Angeles, CA 90026	Metro	13	107	68	175	374	442	816	171	46
44	Shatto R.C.	3191 West 4th St, Los Angeles, CA 90020	Metro	13	175	165	340	1,126	575	1,701	378	336
45	Boyle Heights Sports Center	933 South Mott St., Los Angeles, CA 90023	Metro	14		175	175	18	308	326	53	0
46	Andres and Maria Cardenas R.C.	14740 Blythe St., Panorama City, CA 91402	Valley	6	150		150	255	0	255	0	0
47	David M. Gonzales/Pacoima R.C.	10943 Herrick Ave., Pacoima, CA 91331	Valley	7	163	307	470	673	633	1,306	121	99
48	Ramon Garcia R.C.	1016 S. Fresno Street, Los Angeles, CA 90023	Metro	14	13	271	284	37	591	628	86	0
49	Yucca Park Community Center	6671 Yucca St., Los Angeles, CA 90028	Metro	13	155	24	179	602	62	664	93	93
50	Sun Valley R.C.	8133 Vineland Ave., Sun Valley, CA 91352	Valley	6	402	493	895	1,448	1,195	2,643	365	199
51	Hollywood R.C.	1122 Cole Ave., Los Angeles, CA 90038	Metro	13	40	40	80	90	107	197	44	9
52	Vineyard R.C.	2942 Vineyard Ave, Los Angeles, CA 90016	Pacific	10			2	2	30	32	0	0
53	Rancho Cienega Sports Complex	5001 Rodeo Rd, Los Angeles, CA 90016	Pacific	10	2	60	60	6	191	197	50	0
54	Highland Park R.C.	6150 N. Piedmont Avenue, Los Angeles, CA 90042	Metro	1	39	290	329	108	613	721	108	13
55	Victory-Vineland R.C.	11117 Victory Blvd., North Hollywood, CA 91606	Valley	2	31	318	349	219	1,044	1,263	171	44
56	Cypress Park R.C.	2630 Pepper Ave., Los Angeles, CA 90065	Metro	1	77	158	235	236	402	638	45	1
57	Hubert Humphrey R.C.	12560 Filmore St., Pacoima, CA 91331	Valley	7	146	603	749	469	1,194	1,663	301	34
58	Bellevue R.C.	826 Lucile Ave., Los Angeles, CA 90026	Metro	13	65	223	288	222	577	799	120	31
59	Rose Hill R.C.	4530 Mercury Ave., Los Angeles, CA 90032	Metro	14	60	152	212	125	322	447	84	20
60	Rio de Los Angeles State Park	1900 N. San Fernando Rd, Los Angeles, CA 90065	Metro	1	162	133	295	566	226	792	134	79
61	Queen Anne R.C.	1240 West Blvd, Los Angeles, CA 90019	Metro	10	121	218	339	260	898	1,158	297	33
62	Banning R.C.	1331 Eubank Ave, Wilmington, CA 90744	Pacific	15	112	96	208	346	237	583	83	46
63	Echo Park R.C.	1632 Bellevue Ave, Los Angeles, CA 90026	Metro	13	414	287	701	1,485	915	2,400	430	230
64	Glassell Park R.C.	3650 Verdugo Rd., Los Angeles, CA 90065	Metro	1	18	125	143	97	374	471	82	11
65	Stonehurst R.C.	9901 Dronfield St., Sun Valley, CA 91352	Valley	7	84	6	90	305	44	349	58	38
66	Sylmar Park R.C.	13109 Borden Ave, Los Angeles, CA 91342	Valley	7	36	991	1,027	108	2,135	2,243	416	35
67	El Sereno R.C.	4721 Klamath St., Los Angeles, CA 90032	Metro	14	9	478	487	43	1,108	1,151	102	11

**PROJECT PLAN
YOUTH SPORT PARTNERSHIP**



Attachment 3a: Detail Recreation Centers

DOCUMENT NO.: LA28-002
FISCAL YEAR: 2021/2022

RECREATION CENTERS - Pre-qualified				Spring 2019 Actual Enrollment (Baseline) Totals			FY 2018/2019 Actual Enrollment (Baseline) Totals				
Facility	Address	Region	CD	Actual Enrollment (Baseline) - Classes	Actual Enrollment (Baseline) Sports Leagues	Actual (Baseline) Total Enrollment	Actual Enrollment (Baseline) - Classes	Actual Enrollment (Baseline) Sports Leagues	Actual (Baseline) Total Enrollment	Estimated Total Enrollment	Estimated Enrollment - Classes
68	Rosecrans R.C. 840 W. 149th St., Gardena, CA 90247	Pacific	15	15	216	231	246	491	737	86	46
69	Chevy Chase R.C. 4165 Chevy Chase Dr., Los Angeles, CA 90039	Metro	13	31	29	60	73	207	280	37	6
70	Normandale R.C. 22400 S. Halldale Ave., Los Angeles, CA 90501	Pacific	15		66	66	0	243	243	34	0
71	Valley Plaza 12240 Archwood St., North Hollywood, CA 91606	Valley	2	55	205	260	182	510	692	29	13
72	Reseda R.C. 18411 Victory Blvd, Reseda, CA 91335	Valley	3	92	307	399	419	418	837	142	92
73	Baldwin Hills R.C. 5401 Highlight Pl., Los Angeles, CA 90016	Pacific	10	15	373	388	204	1,442	1,646	153	4
74	Fernangeles R.C. 8851 Laurel Canyon Blvd, Sun Valley, CA 91352	Valley	6	445	283	728	1,341	1,174	2,515	366	185
75	Harbor City R.C. 24901 Frampton Ave, Harbor City, CA 90710	Pacific	15		182	182	58	282	340	52	35
76	St. Andrews R.C. 8701 Saint Andrews Place, Los Angeles, CA 90047	Pacific	8	175	194	369	402	613	1,015	153	28
77	Delano R.C. 15100 Erwin St., Van Nuys, CA 91411	Valley	6	179	106	285	620	575	1,195	91	91
78	North Hollywood R.C. 11430 Chandler Blvd, North Hollywood, CA 91601	Valley	2	92	123	215	376	435	811	145	55
79	Lanark R.C. 21816 Lanark St, Canoga Park, CA 91305	Valley	3	191	404	595	574	1,025	1,599	340	123
80	Ritchie Valens R.C. 10736 Laurel Canyon Blvd, Pacoima, CA 91331	Valley	7	190	354	544	528	1,708	2,236	319	65
81	Jim Gilliam R.C. 4000 S. La Brea Avenue, Los Angeles, CA 90008	Pacific	10	11	34	45	27	106	133	7	0
Subtotal Recreation Centers - Pre-qualified				7,120	13,615	20,735	23,681	38,244	61,925	9,654	3,267

PROJECT PLAN
YOUTH SPORT PARTNERSHIP



Attachment 3a: Detail Recreation Centers

DOCUMENT NO.: LA28-002
FISCAL YEAR: 2021/2022

RECREATION CENTERS - Pre-qualified							
Summer 2021 Estimated Enrollment Totals							
Facility	Address	Region	CD	Estimated Enrollment - Sports Leagues	Estimated \$ Classes \$80	Estimated \$ Sports Leagues \$ 180	Estimated Total Classes + Sports Leagues
1	Hoover R.C.	1010 W. 25th St., Los Angeles, CA 90007	Metro	1	51	\$ 2,480	\$ 9,180 \$ 11,660
2	Expo Center/Roy Anderson R.C.	3980 South Bill Robertson Lane, Los Angeles, CA 90037	Expo	9	498	\$ 5,600	\$ 89,640 \$ 95,240
3	Macarthur Park R.C.	2230 W. 6th St., Los Angeles, CA 90057	Metro	1	0	\$ -	\$ - \$ -
4	Toberman R.C.	1725 Toberman St., Los Angeles, CA 90015	Metro	1	5	\$ 960	\$ 900 \$ 1,860
5	Algin Sutton R.C.	8800 S. Hoover St., Los Angeles, CA 90044	Pacific	8	103	\$ 160	\$ 18,540 \$ 18,700
6	109th Street R.C.	1464 E. 109th St., Los Angeles, CA 90059	Pacific	15	25	\$ 1,760	\$ 4,500 \$ 6,260
7	South Park R.C.	345 East 51st St., Los Angeles, CA 90011	Pacific	9	0	\$ 4,080	\$ - \$ 4,080
8	Alpine R.C.	817 Yale St., Los Angeles, CA 90012	Metro	1	110	\$ 8,560	\$ 19,800 \$ 28,360
9	Hollenbeck Park R.C.	415 S. St. Louis St, Los Angeles, CA 90033	Metro	14	0	\$ 2,720	\$ - \$ 2,720
10	Slauson R.C.	5306 S. Compton Ave., Los Angeles, CA 90011	Pacific	9	71	\$ -	\$ 12,780 \$ 12,780
11	Gilbert Lindsay R.C.	429 E. 42nd Pl., Los Angeles, CA 90011	Pacific	9	0	\$ -	\$ - \$ -
12	Lafayette MultiPurpose Community Cent	625 South Lafayette Park Place, Los Angeles	Metro	10	17	\$ 3,760	\$ 3,060 \$ 6,820
13	Hazard Park R.C.	2230 Norfolk St, Los Angeles, CA 90033	Metro	14	0	\$ -	\$ - \$ -
14	Trinity R.C.	2415 Trinity St., Los Angeles, CA 90011	Pacific	9	39	\$ 2,080	\$ 7,020 \$ 9,100
15	Mount Carmel R.C.	830 West 70th St., Los Angeles, CA 90044	Pacific	8	20	\$ 5,120	\$ 3,600 \$ 8,720
16	Lincoln Heights R.C.	2303 Workman Street, Los Angeles, CA 90033	Metro	1	70	\$ -	\$ 12,600 \$ 12,600
17	Central R.C.	1357 East 22nd St., Los Angeles, CA 90011	Pacific	9	106	\$ 480	\$ 19,080 \$ 19,560
18	Downey R.C.	1772 North Spring St, Los Angeles, CA 90031	Metro	1	41	\$ 880	\$ 7,380 \$ 8,260
19	Van Ness R.C.	5720 2nd Avenue, Los Angeles, CA 90043	Pacific	8	0	\$ 5,360	\$ - \$ 5,360
20	State Street R.C.	716 North State St., Los Angeles, CA 90033	Metro	14	62	\$ 8,240	\$ 11,160 \$ 19,400
21	Evergreen R.C.	2844 E. 2nd St, Los Angeles, CA 90033	Metro	14	274	\$ 400	\$ 49,320 \$ 49,720
22	Wilmington R.C.	325 N. Neptune Ave., Wilmington, CA 90744	Pacific	15	19	\$ -	\$ 3,420 \$ 3,420
23	Lincoln Park R.C.	3501 Valley Blvd, Los Angeles, CA 90031	Metro	1	16	\$ 2,320	\$ 2,880 \$ 5,200
24	Green Meadows R.C.	431 E. 89th St., Los Angeles, CA 90003	Pacific	9	5	\$ -	\$ 900 \$ 900
25	Seoul International Park	3250 San Marino St., Los Angeles, CA 90006	Pacific	10	312	\$ 560	\$ 56,160 \$ 56,720
26	Wabash R.C.	2765 Wabash Ave, Los Angeles, CA 90033	Metro	14	107	\$ -	\$ 19,260 \$ 19,260
27	Normandie R.C.	1550 S. Normandie Avenue, Los Angeles, CA 90006	Metro	1	66	\$ -	\$ 11,880 \$ 11,880
28	Lemon Grove R.C.	4959 Lemon Grove Ave, Los Angeles, CA 90029	Metro	13	28	\$ 6,400	\$ 5,040 \$ 11,440
29	Loren Miller R.C.	2717 Halldale Ave, Los Angeles, CA 90018	Pacific	8	44	\$ 4,240	\$ 7,920 \$ 12,160
30	Sepulveda R.C.	8825 Kester Ave., Panorama City 91405	Valley	6	57	\$ 2,240	\$ 10,260 \$ 12,500
31	Costello R.C.	3141 E. Olympic Bl., Los Angeles, CA 90023	Metro	14	43	\$ 3,840	\$ 7,740 \$ 11,580
32	Jackie Tatum Harvard R.C.	1535 W. 62nd St., Los Angeles, CA 90047	Pacific	8	149	\$ 1,600	\$ 26,820 \$ 28,420
33	Van Nuys R.C.	14301 Vanowen St., Van Nuys, CA 91405	Valley	6	172	\$ 8,800	\$ 30,960 \$ 39,760

Fall 2021 Estimated Enrollment Totals			
Estimated Total Enrollment	Estimated Enrollment - Classes	Estimated Enrollment - Sports Leagues	Estimated \$ Classes \$80
55	55	0	\$ 4,400
52	36	16	\$ 2,880
49	49	0	\$ 3,920
23	18	5	\$ 1,440
22	22	0	\$ 1,760
22	22	0	\$ 1,760
1	1	0	\$ 80
110	88	22	\$ 7,040
46	46	0	\$ 3,680
0	0	0	\$ -
0	0	0	\$ -
46	32	14	\$ 2,560
65	2	63	\$ 160
6	6	0	\$ 480
28	26	2	\$ 2,080
4	0	4	\$ -
39	33	6	\$ 2,640
7	7	0	\$ 560
46	1	45	\$ 80
129	68	61	\$ 5,440
7	7	0	\$ 560
24	11	13	\$ 880
72	55	17	\$ 4,400
13	0	13	\$ -
29	29	0	\$ 2,320
0	0	0	\$ -
0	0	0	\$ -
53	53	0	\$ 4,240
0	0	0	\$ -
24	17	7	\$ 1,360
43	43	0	\$ 3,440
54	53	1	\$ 4,240
33	24	9	\$ 1,920

**PROJECT PLAN
YOUTH SPORT PARTNERSHIP**



Attachment 3a: Detail Recreation Centers

DOCUMENT NO.: LA28-002
FISCAL YEAR: 2021/2022

RECREATION CENTERS - Pre-qualified							
Summer 2021 Estimated Enrollment Totals							
Facility	Address	Region	CD	Estimated Enrollment - Sports Leagues	Estimated \$ Classes \$80	Estimated \$ Sports Leagues \$ 180	Estimated Total Classes + Sports Leagues
34	Denker R.C.	1550 West 35th Pl., Los Angeles, CA 90018	Pacific	8	52	\$ 2,320	\$ 11,680
35	South Seas House	2301 West 24th St., Los Angeles CA 90018	Metro	10	0	\$ 560	\$ 560
36	Pecan R.C.	127 South Pecan St., Los Angeles, CA 90033	Metro	14	130	\$ -	\$ 23,400
37	North Hills Community Park	8756 N. Parthenia Pl, North Hills, CA 91343	Valley	6	41	\$ -	\$ 7,380
38	Ross Snyder R.C.	1501 East 41st St., Los Angeles, CA 90011	Pacific	9	37	\$ -	\$ 6,660
39	Lincoln Heights Youth Center	2911 Altura Street, Los Angeles, CA 90031	Metro	1	0	\$ -	\$ -
40	Fred Roberts R.C.	4700 S. Honduras St., Los Angeles, CA 90011	Pacific	9	22	\$ 2,160	\$ 6,120
41	E. Wilmington Greenbelt Community Center	918 North Sanford Ave., Wilmington, CA 90744	Pacific	15	0	\$ -	\$ -
42	Martin Luther King, Jr. R.C.	3916 S. Western Avenue, Los Angeles, CA 90062	Pacific	8	0	\$ 1,600	\$ 1,600
43	Lake Street Park	227 North Lake St., Los Angeles, CA 90026	Metro	13	125	\$ 3,680	\$ 26,180
44	Shatto R.C.	3191 West 4th St, Los Angeles, CA 90020	Metro	13	42	\$ 26,880	\$ 34,440
45	Boyle Heights Sports Center	933 South Mott St., Los Angeles, CA 90023	Metro	14	53	\$ -	\$ 9,540
46	Andres and Maria Cardenas R.C.	14740 Blythe St., Panorama City, CA 91402	Valley	6	0	\$ -	\$ -
47	David M. Gonzales/Pacoima R.C.	10943 Herrick Ave., Pacoima, CA 91331	Valley	7	22	\$ 7,920	\$ 11,880
48	Ramon Garcia R.C.	1016 S. Fresno Street, Los Angeles, CA 90023	Metro	14	86	\$ -	\$ 15,480
49	Yucca Park Community Center	6671 Yucca St., Los Angeles, CA 90028	Metro	13	0	\$ 7,440	\$ 7,440
50	Sun Valley R.C.	8133 Vineland Ave., Sun Valley, CA 91352	Valley	6	166	\$ 15,920	\$ 45,800
51	Hollywood R.C.	1122 Cole Ave., Los Angeles, CA 90038	Metro	13	35	\$ 720	\$ 6,300
52	Vineyard R.C.	2942 Vineyard Ave, Los Angeles, CA 90016	Pacific	10	0	\$ -	\$ -
53	Rancho Cienega Sports Complex	5001 Rodeo Rd, Los Angeles, CA 90016	Pacific	10	50	\$ -	\$ 9,000
54	Highland Park R.C.	6150 N. Piedmont Avenue, Los Angeles, CA 90042	Metro	1	95	\$ 1,040	\$ 17,100
55	Victory-Vineland R.C.	11117 Victory Blvd., North Hollywood, CA 91606	Valley	2	127	\$ 3,520	\$ 22,860
56	Cypress Park R.C.	2630 Pepper Ave., Los Angeles, CA 90065	Metro	1	44	\$ 80	\$ 7,920
57	Hubert Humphrey R.C.	12560 Filmore St., Pacoima, CA 91331	Valley	7	267	\$ 2,720	\$ 48,060
58	Bellevue R.C.	826 Lucile Ave., Los Angeles, CA 90026	Metro	13	89	\$ 2,480	\$ 16,020
59	Rose Hill R.C.	4530 Mercury Ave., Los Angeles, CA 90032	Metro	14	64	\$ 1,600	\$ 11,520
60	Rio de Los Angeles State Park	1900 N. San Fernando Rd, Los Angeles, CA 90065	Metro	1	55	\$ 6,320	\$ 9,900
61	Queen Anne R.C.	1240 West Blvd, Los Angeles, CA 90019	Metro	10	264	\$ 2,640	\$ 47,520
62	Banning R.C.	1331 Eubank Ave, Wilmington, CA 90744	Pacific	15	37	\$ 3,680	\$ 6,660
63	Echo Park R.C.	1632 Bellevue Ave, Los Angeles, CA 90026	Metro	13	200	\$ 18,400	\$ 36,000
64	Glassell Park R.C.	3650 Verdugo Rd., Los Angeles, CA 90065	Metro	1	71	\$ 880	\$ 12,780
65	Stonehurst R.C.	9901 Dronfield St., Sun Valley, CA 91352	Valley	7	20	\$ 3,040	\$ 3,600
66	Sylmar Park R.C.	13109 Borden Ave, Los Angeles, CA 91342	Valley	7	381	\$ 2,800	\$ 68,580
67	El Sereno R.C.	4721 Klamath St., Los Angeles, CA 90032	Metro	14	91	\$ 880	\$ 16,380

Fall 2021 Estimated Enrollment Totals			
Estimated Total Enrollment	Estimated Enrollment - Classes	Estimated Enrollment - Sports Leagues	Estimated \$ Classes \$80
0	0	0	\$ -
4	4	0	\$ 320
36	0	36	\$ -
0	0	0	\$ -
0	0	0	\$ -
198	178	20	\$ 14,240
24	24	0	\$ 1,920
0	0	0	\$ -
87	31	56	\$ 2,480
76	62	14	\$ 4,960
260	153	107	\$ 12,240
0	0	0	\$ -
28	28	0	\$ 2,240
202	107	95	\$ 8,560
0	0	0	\$ -
97	81	16	\$ 6,480
247	221	26	\$ 17,680
7	7	0	\$ 7,020
0	0	0	\$ -
6	4	2	\$ 320
19	19	0	\$ 1,520
222	48	174	\$ 3,840
23	23	0	\$ 1,840
104	102	2	\$ 8,160
40	39	1	\$ 3,120
12	5	7	\$ 400
82	82	0	\$ 6,560
5	5	0	\$ 400
58	58	0	\$ 4,640
215	215	0	\$ 17,200
35	30	5	\$ 2,400
1	0	1	\$ -
111	4	107	\$ 320
141	1	140	\$ 80

**PROJECT PLAN
YOUTH SPORT PARTNERSHIP**



Attachment 3a: Detail Recreation Centers

DOCUMENT NO.: LA28-002
FISCAL YEAR: 2021/2022

RECREATION CENTERS - Pre-qualified								
Summer 2021 Estimated Enrollment Totals								
Facility	Address	Region	CD	Estimated Enrollment - Sports Leagues	Estimated \$ Classes \$80	Estimated \$ Sports Leagues \$ 180	Estimated Total Classes + Sports Leagues	
68	Rosecrans R.C.	840 W. 149th St., Gardena, CA 90247	Pacific	15	40	\$ 3,680	\$ 7,200	\$ 10,880
69	Chevy Chase R.C.	4165 Chevy Chase Dr., Los Angeles, CA 90039	Metro	13	31	\$ 480	\$ 5,580	\$ 6,060
70	Normandale R.C.	22400 S. Halldale Ave., Los Angeles, CA 90501	Pacific	15	34	\$ -	\$ 6,120	\$ 6,120
71	Valley Plaza	12240 Archwood St., North Hollywood, CA 91606	Valley	2	16	\$ 1,040	\$ 2,880	\$ 3,920
72	Reseda R.C.	18411 Victory Blvd, Reseda, CA 91335	Valley	3	50	\$ 7,360	\$ 9,000	\$ 16,360
73	Baldwin Hills R.C.	5401 Highlight Pl., Los Angeles, CA 90016	Pacific	10	149	\$ 320	\$ 26,820	\$ 27,140
74	Fernangeles R.C.	8851 Laurel Canyon Blvd, Sun Valley, CA 91352	Valley	6	181	\$ 14,800	\$ 32,580	\$ 47,380
75	Harbor City R.C.	24901 Frampton Ave, Harbor City, CA 90710	Pacific	15	17	\$ 2,800	\$ 3,060	\$ 5,860
76	St. Andrews R.C.	8701 Saint Andrews Place, Los Angeles, CA 90047	Pacific	8	125	\$ 2,240	\$ 22,500	\$ 24,740
77	Delano R.C.	15100 Erwin St., Van Nuys, CA 91411	Valley	6	0	\$ 7,280	\$ -	\$ 7,280
78	North Hollywood R.C.	11430 Chandler Blvd, North Hollywood, CA 91601	Valley	2	90	\$ 4,400	\$ 16,200	\$ 20,600
79	Lanark R.C.	21816 Lanark St, Canoga Park, CA 91305	Valley	3	217	\$ 9,840	\$ 39,060	\$ 48,900
80	Ritchie Valens R.C.	10736 Laurel Canyon Blvd, Pacoima, CA 91331	Valley	7	254	\$ 5,200	\$ 45,720	\$ 50,920
81	Jim Gilliam R.C.	4000 S. La Brea Avenue, Los Angeles, CA 90008	Pacific	10	7	\$ -	\$ 1,260	\$ 1,260
Subtotal Recreation Centers - Pre-qualified				6,387	\$ 261,360	\$ 1,149,660	\$ 1,411,020	

Fall 2021 Estimated Enrollment Totals			
Estimated Total Enrollment	Estimated Enrollment - Classes	Estimated Enrollment - Sports Leagues	Estimated \$ Classes \$80
79	14	65	\$ 1,120
7	7	0	\$ 560
18	0	18	\$ -
140	46	94	\$ 3,680
38	22	16	\$ 1,760
254	61	193	\$ 4,880
292	176	116	\$ 14,080
0	0	0	\$ -
21	21	0	\$ 1,680
223	89	134	\$ 7,120
65	65	0	\$ 5,200
5	5	0	\$ 400
87	43	44	\$ 3,440
10	10	0	\$ 800
4,681	2,894	1,787	\$ 231,520

PROJECT PLAN

YOUTH SPORT PARTNERSHIP



Attachment 3a: Detail Recreation Centers

DOCUMENT NO.: LA28-002
 FISCAL YEAR: 2021/2022

RECREATION CENTERS - Pre-qualified					
Facility	Address	Region	CD	Estimated \$ Sports Leagues	Estimated Total Classes + Sports Leagues
				\$ 180	
1 Hoover R.C.	1010 W. 25th St., Los Angeles, CA 90007	Metro	1	\$ -	\$ 4,400
2 Expo Center/Roy Anderson R.C.	3980 South Bill Robertson Lane, Los Angeles, CA 90037	Expo	9	\$ 2,880	\$ 5,760
3 Macarthur Park R.C.	2230 W. 6th St., Los Angeles, CA 90057	Metro	1	\$ -	\$ 3,920
4 Toberman R.C.	1725 Toberman St., Los Angeles, CA 90015	Metro	1	\$ 900	\$ 2,340
5 Algin Sutton R.C.	8800 S. Hoover St., Los Angeles, CA 90044	Pacific	8	\$ -	\$ 1,760
6 109th Street R.C.	1464 E. 109th St., Los Angeles, CA 90059	Pacific	15	\$ -	\$ 1,760
7 South Park R.C.	345 East 51st St., Los Angeles, CA 90011	Pacific	9	\$ -	\$ 80
8 Alpine R.C.	817 Yale St., Los Angeles, CA 90012	Metro	1	\$ 3,960	\$ 11,000
9 Hollenbeck Park R.C.	415 S. St. Louis St., Los Angeles, CA 90033	Metro	14	\$ -	\$ 3,680
10 Slauson R.C.	5306 S. Compton Ave., Los Angeles, CA 90011	Pacific	9	\$ -	\$ -
11 Gilbert Lindsay R.C.	429 E. 42nd Pl., Los Angeles, CA 90011	Pacific	9	\$ -	\$ -
12 Lafayette MultiPurpose Community Cent	625 South Lafayette Park Place, Los Angeles	Metro	10	\$ 2,520	\$ 5,080
13 Hazard Park R.C.	2230 Norfolk St, Los Angeles, CA 90033	Metro	14	\$ 11,340	\$ 11,500
14 Trinity R.C.	2415 Trinity St., Los Angeles, CA 90011	Pacific	9	\$ -	\$ 480
15 Mount Carmel R.C.	830 West 70th St., Los Angeles, CA 90044	Pacific	8	\$ 360	\$ 2,440
16 Lincoln Heights R.C.	2303 Workman Street, Los Angeles, CA 90033	Metro	1	\$ 720	\$ 720
17 Central R.C.	1357 East 22nd St., Los Angeles, CA 90011	Pacific	9	\$ 1,080	\$ 3,720
18 Downey R.C.	1772 North Spring St, Los Angeles, CA 90031	Metro	1	\$ -	\$ 560
19 Van Ness R.C.	5720 2nd Avenue, Los Angeles, CA 90043	Pacific	8	\$ 8,100	\$ 8,180
20 State Street R.C.	716 North State St., Los Angeles, CA 90033	Metro	14	\$ 10,980	\$ 16,420
21 Evergreen R.C.	2844 E. 2nd St, Los Angeles, CA 90033	Metro	14	\$ -	\$ 560
22 Wilmington R.C.	325 N. Neptune Ave., Wilmington, CA 90744	Pacific	15	\$ 2,340	\$ 3,220
23 Lincoln Park R.C.	3501 Valley Blvd, Los Angeles, CA 90031	Metro	1	\$ 3,060	\$ 7,460
24 Green Meadows R.C.	431 E. 89th St., Los Angeles, CA 90003	Pacific	9	\$ 2,340	\$ 2,340
25 Seoul International Park	3250 San Marino St., Los Angeles, CA 90006	Pacific	10	\$ -	\$ 2,320
26 Wabash R.C.	2765 Wabash Ave, Los Angeles, CA 90033	Metro	14	\$ -	\$ -
27 Normandie R.C.	1550 S. Normandie Avenue, Los Angeles, CA 90006	Metro	1	\$ -	\$ -
28 Lemon Grove R.C.	4959 Lemon Grove Ave, Los Angeles, CA 90029	Metro	13	\$ -	\$ 4,240
29 Loren Miller R.C.	2717 Halldale Ave, Los Angeles, CA 90018	Pacific	8	\$ -	\$ -
30 Sepulveda R.C.	8825 Kester Ave., Panorama City 91405	Valley	6	\$ 1,260	\$ 2,620
31 Costello R.C.	3141 E. Olympic Bl., Los Angeles, CA 90023	Metro	14	\$ -	\$ 3,440
32 Jackie Tatum Harvard R.C.	1535 W. 62nd St., Los Angeles, CA 90047	Pacific	8	\$ 180	\$ 4,420
33 Van Nuys R.C.	14301 Vanowen St., Van Nuys, CA 91405	Valley	6	\$ 1,620	\$ 3,540

Winter 2022 Estimated Enrollment Totals					
Estimated Total Enrollment	Estimated Enrollment - Classes	Estimated Enrollment - Sports Leagues	Estimated \$ Classes \$80	Estimated \$ Sports Leagues \$ 180	Estimated Total Classes + Sports Leagues
98	53	45	\$ 4,240	\$ 8,100	\$ 12,340
583	31	552	\$ 2,480	\$ 99,360	\$ 101,840
16	16	0	\$ 1,280	\$ -	\$ 1,280
67	14	53	\$ 1,120	\$ 9,540	\$ 10,660
70	4	66	\$ 320	\$ 11,880	\$ 12,200
73	44	29	\$ 3,520	\$ 5,220	\$ 8,740
125	125	0	\$ 10,000	\$ -	\$ 10,000
179	79	100	\$ 6,320	\$ 18,000	\$ 24,320
83	83	0	\$ 6,640	\$ -	\$ 6,640
32	0	32	\$ -	\$ 5,760	\$ 5,760
0	0	0	\$ -	\$ -	\$ -
51	38	13	\$ 3,040	\$ 2,340	\$ 5,380
74	0	74	\$ -	\$ 13,320	\$ 13,320
27	8	19	\$ 640	\$ 3,420	\$ 4,060
88	65	23	\$ 5,200	\$ 4,140	\$ 9,340
43	0	43	\$ -	\$ 7,740	\$ 7,740
46	11	35	\$ 880	\$ 6,300	\$ 7,180
48	7	41	\$ 560	\$ 7,380	\$ 7,940
184	101	83	\$ 8,080	\$ 14,940	\$ 23,020
211	51	160	\$ 4,080	\$ 28,800	\$ 32,880
158	37	121	\$ 2,960	\$ 21,780	\$ 24,740
79	10	69	\$ 800	\$ 12,420	\$ 13,220
80	43	37	\$ 3,440	\$ 6,660	\$ 10,100
26	0	26	\$ -	\$ 4,680	\$ 4,680
140	36	104	\$ 2,880	\$ 18,720	\$ 21,600
145	5	140	\$ 400	\$ 25,200	\$ 25,600
44	0	44	\$ -	\$ 7,920	\$ 7,920
93	73	20	\$ 5,840	\$ 3,600	\$ 9,440
64	64	0	\$ 5,120	\$ -	\$ 5,120
126	49	77	\$ 3,920	\$ 13,860	\$ 17,780
88	45	43	\$ 3,600	\$ 7,740	\$ 11,340
124	23	101	\$ 1,840	\$ 18,180	\$ 20,020
365	215	150	\$ 17,200	\$ 27,000	\$ 44,200

PROJECT PLAN
YOUTH SPORT PARTNERSHIP



Attachment 3a: Detail Recreation Centers

DOCUMENT NO.: LA28-002
FISCAL YEAR: 2021/2022

RECREATION CENTERS - Pre-qualified					
Facility	Address	Region	CD	Estimated \$ Sports Leagues	Estimated Total Classes + Sports Leagues
				\$ 180	
34	Denker R.C.	1550 West 35th Pl., Los Angeles, CA 90018	Pacific	8	\$ - \$ -
35	South Seas House	2301 West 24th St., Los Angeles CA 90018	Metro	10	\$ - \$ 320
36	Pecan R.C.	127 South Pecan St., Los Angeles, CA 90033	Metro	14	\$ 6,480 \$ 6,480
37	North Hills Community Park	8756 N. Parthenia Pl, North Hills, CA 91343	Valley	6	\$ - \$ -
38	Ross Snyder R.C.	1501 East 41st St., Los Angeles, CA 90011	Pacific	9	\$ - \$ -
39	Lincoln Heights Youth Center	2911 Altura Street, Los Angeles, CA 90031	Metro	1	\$ 3,600 \$ 17,840
40	Fred Roberts R.C.	4700 S. Honduras St., Los Angeles, CA 90011	Pacific	9	\$ - \$ 1,920
41	E. Wilmington Greenbelt Community Cer	918 North Sanford Ave., Wilmington, CA 90704	Pacific	15	\$ - \$ -
42	Martin Luther King, Jr. R.C.	3916 S. Western Avenue, Los Angeles, CA 90062	Pacific	8	\$ 10,080 \$ 12,560
43	Lake Street Park	227 North Lake St., Los Angeles, CA 90026	Metro	13	\$ 2,520 \$ 7,480
44	Shatto R.C.	3191 West 4th St., Los Angeles, CA 90020	Metro	13	\$ 19,260 \$ 31,500
45	Boyle Heights Sports Center	933 South Mott St., Los Angeles, CA 90023	Metro	14	\$ - \$ -
46	Andres and Maria Cardenas R.C.	14740 Blythe St., Panorama City, CA 91402	Valley	6	\$ - \$ 2,240
47	David M. Gonzales/Pacoima R.C.	10943 Herrick Ave., Pacoima, CA 91331	Valley	7	\$ 17,100 \$ 25,660
48	Ramon Garcia R.C.	1016 S. Fresno Street, Los Angeles, CA 90023	Metro	14	\$ - \$ -
49	Yucca Park Community Center	6671 Yucca St., Los Angeles, CA 90028	Metro	13	\$ 2,880 \$ 9,360
50	Sun Valley R.C.	8133 Vineland Ave., Sun Valley, CA 91352	Valley	6	\$ 4,680 \$ 22,360
51	Hollywood R.C.	1122 Cole Ave., Los Angeles, CA 90038	Metro	13	\$ - \$ 560
52	Vineyard R.C.	2942 Vineyard Ave, Los Angeles, CA 90016	Pacific	10	\$ - \$ -
53	Rancho Cienega Sports Complex	5001 Rodeo Rd, Los Angeles, CA 90016	Pacific	10	\$ 360 \$ 680
54	Highland Park R.C.	6150 N. Piedmont Avenue, Los Angeles, CA 90042	Metro	1	\$ - \$ 1,520
55	Victory-Vineland R.C.	11117 Victory Blvd., North Hollywood, CA 91606	Valley	2	\$ 31,320 \$ 35,160
56	Cypress Park R.C.	2630 Pepper Ave., Los Angeles, CA 90065	Metro	1	\$ - \$ 1,840
57	Hubert Humphrey R.C.	12560 Filmore St., Pacoima, CA 91331	Valley	7	\$ 360 \$ 8,520
58	Bellevue R.C.	826 Lucile Ave., Los Angeles, CA 90026	Metro	13	\$ 180 \$ 3,300
59	Rose Hill R.C.	4530 Mercury Ave., Los Angeles, CA 90032	Metro	14	\$ 1,260 \$ 1,660
60	Rio de Los Angeles State Park	1900 N. San Fernando Rd, Los Angeles, CA 90065	Metro	1	\$ - \$ 6,560
61	Queen Anne R.C.	1240 West Blvd, Los Angeles, CA 90019	Metro	10	\$ - \$ 400
62	Banning R.C.	1331 Eubank Ave, Wilmington, CA 90744	Pacific	15	\$ - \$ 4,640
63	Echo Park R.C.	1632 Bellevue Ave, Los Angeles, CA 90026	Metro	13	\$ - \$ 17,200
64	Glassell Park R.C.	3650 Verdugo Rd., Los Angeles, CA 90065	Metro	1	\$ 900 \$ 3,300
65	Stonehurst R.C.	9901 Dronfield St., Sun Valley, CA 91352	Valley	7	\$ 180 \$ 180
66	Sylmar Park R.C.	13109 Borden Ave, Los Angeles, CA 91342	Valley	7	\$ 19,260 \$ 19,580
67	El Sereno R.C.	4721 Klamath St., Los Angeles, CA 90032	Metro	14	\$ 25,200 \$ 25,280

Winter 2022 Estimated Enrollment Totals					
Estimated Total Enrollment	Estimated Enrollment - Classes	Estimated Enrollment - Sports Leagues	Estimated \$ Classes \$80	Estimated \$ Sports Leagues \$ 180	Estimated Total Classes + Sports Leagues
109	25	84	\$ 2,000	\$ 15,120	\$ 17,120
14	14	0	\$ 1,120	\$ -	\$ 1,120
90	1	89	\$ 80	\$ 16,020	\$ 16,100
7	0	7	\$ -	\$ 1,260	\$ 1,260
72	0	72	\$ -	\$ 12,960	\$ 12,960
237	194	43	\$ 15,520	\$ 7,740	\$ 23,260
68	52	16	\$ 4,160	\$ 2,880	\$ 7,040
5	5	0	\$ 400	\$ -	\$ 400
75	47	28	\$ 3,760	\$ 5,040	\$ 8,800
138	53	85	\$ 4,240	\$ 15,300	\$ 19,540
179	82	97	\$ 6,560	\$ 17,460	\$ 24,020
38	11	27	\$ 880	\$ 4,860	\$ 5,740
35	35	0	\$ 2,800	\$ -	\$ 2,800
179	100	79	\$ 8,000	\$ 14,220	\$ 22,220
120	14	106	\$ 1,120	\$ 19,080	\$ 20,200
101	94	7	\$ 7,520	\$ 1,260	\$ 8,780
437	208	229	\$ 16,640	\$ 41,220	\$ 57,860
19	14	5	\$ 1,120	\$ 900	\$ 2,020
18	0	18	\$ -	\$ 3,240	\$ 3,240
26	0	26	\$ -	\$ 4,680	\$ 4,680
109	10	99	\$ 800	\$ 17,820	\$ 18,620
155	20	135	\$ 1,600	\$ 24,300	\$ 25,900
173	71	102	\$ 5,680	\$ 18,360	\$ 24,040
144	58	86	\$ 4,640	\$ 15,480	\$ 20,120
147	25	122	\$ 2,000	\$ 21,960	\$ 23,960
44	13	31	\$ 1,040	\$ 5,580	\$ 6,620
83	82	1	\$ 6,560	\$ 180	\$ 6,740
190	46	144	\$ 3,680	\$ 25,920	\$ 29,600
85	37	48	\$ 2,960	\$ 8,640	\$ 11,600
373	197	176	\$ 15,760	\$ 31,680	\$ 47,440
81	7	74	\$ 560	\$ 13,320	\$ 13,880
97	95	2	\$ 7,600	\$ 360	\$ 7,960
203	5	198	\$ 400	\$ 35,640	\$ 36,040
157	9	148	\$ 720	\$ 26,640	\$ 27,360

**PROJECT PLAN
YOUTH SPORT PARTNERSHIP**



Attachment 3a: Detail Recreation Centers

DOCUMENT NO.: LA28-002
FISCAL YEAR: 2021/2022

RECREATION CENTERS - Pre-qualified					
Facility	Address	Region	CD	Estimated \$ Sports Leagues	Estimated Total Classes + Sports Leagues
				\$ 180	
68 Rosecrans R.C.	840 W. 149th St., Gardena, CA 90247	Pacific	15	\$ 11,700	\$ 12,820
69 Chevy Chase R.C.	4165 Chevy Chase Dr., Los Angeles, CA 90039	Metro	13	\$ -	\$ 560
70 Normandale R.C.	22400 S. Halldale Ave., Los Angeles, CA 90501	Pacific	15	\$ 3,240	\$ 3,240
71 Valley Plaza	12240 Archwood St., North Hollywood, CA 91606	Valley	2	\$ 16,920	\$ 20,600
72 Reseda R.C.	18411 Victory Blvd, Reseda, CA 91335	Valley	3	\$ 2,880	\$ 4,640
73 Baldwin Hills R.C.	5401 Highlight Pl., Los Angeles, CA 90016	Pacific	10	\$ 34,740	\$ 39,620
74 Fernangeles R.C.	8851 Laurel Canyon Blvd, Sun Valley, CA 91352	Valley	6	\$ 20,880	\$ 34,960
75 Harbor City R.C.	24901 Frampton Ave, Harbor City, CA 90710	Pacific	15	\$ -	\$ -
76 St. Andrews R.C.	8701 Saint Andrews Place, Los Angeles, CA 90047	Pacific	8	\$ -	\$ 1,680
77 Delano R.C.	15100 Erwin St., Van Nuys, CA 91411	Valley	6	\$ 24,120	\$ 31,240
78 North Hollywood R.C.	11430 Chandler Blvd, North Hollywood, CA 91601	Valley	2	\$ -	\$ 5,200
79 Lanark R.C.	21816 Lanark St, Canoga Park, CA 91305	Valley	3	\$ -	\$ 400
80 Ritchie Valens R.C.	10736 Laurel Canyon Blvd, Pacoima, CA 91331	Valley	7	\$ 7,920	\$ 11,360
81 Jim Gilliam R.C.	4000 S. La Brea Avenue, Los Angeles, CA 90008	Pacific	10	\$ -	\$ 800
Subtotal Recreation Centers - Pre-qualified				\$ 321,660	\$ 553,180

Winter 2022 Estimated Enrollment Totals					
Estimated Total Enrollment	Estimated Enrollment - Classes	Estimated Enrollment - Sports Leagues	Estimated \$ Classes \$80	Estimated \$ Sports Leagues \$ 180	Estimated Total Classes + Sports Leagues
139	79	60	\$ 6,320	\$ 10,800	\$ 17,120
89	13	76	\$ 1,040	\$ 13,680	\$ 14,720
54	0	54	\$ -	\$ 9,720	\$ 9,720
91	17	74	\$ 1,360	\$ 13,320	\$ 14,680
82	82	0	\$ 6,560	\$ -	\$ 6,560
348	49	299	\$ 3,920	\$ 53,820	\$ 57,740
414	176	238	\$ 14,080	\$ 42,840	\$ 56,920
43	0	43	\$ -	\$ 7,740	\$ 7,740
215	88	127	\$ 7,040	\$ 22,860	\$ 29,900
232	85	147	\$ 6,800	\$ 26,460	\$ 33,260
147	50	97	\$ 4,000	\$ 17,460	\$ 21,460
258	102	156	\$ 8,160	\$ 28,080	\$ 36,240
609	95	514	\$ 7,600	\$ 92,520	\$ 100,120
37	0	37	\$ -	\$ 6,660	\$ 6,660
10,396	3,790	6,606	\$ 303,200	\$ 1,189,080	\$ 1,492,280

PROJECT PLAN
YOUTH SPORT PARTNERSHIP



Attachment 3a: Detail Recreation Centers

DOCUMENT NO.: LA28-002
FISCAL YEAR: 2021/2022

RECREATION CENTERS - Pre-qualified				Spring 2022 Estimated Enrollment Totals					
Facility	Address	Region	CD	Estimated Total Enrollment	Estimated Enrollment - Classes	Estimated Enrollment - Sports Leagues	Estimated \$ Classes \$80	Estimated \$ Sports Leagues \$ 180	Estimated Total Classes + Sports Leagues
1 Hoover R.C.	1010 W. 25th St., Los Angeles, CA 90007	Metro	1	130	130	0	\$ 10,400	\$ -	\$ 10,400
2 Expo Center/Roy Anderson R.C.	3980 South Bill Robertson Lane, Los Angeles, CA 90037	Expo	9	901	199	702	\$ 15,920	\$ 126,360	\$ 142,280
3 Macarthur Park R.C.	2230 W. 6th St., Los Angeles, CA 90057	Metro	1	25	18	7	\$ 1,440	\$ 1,260	\$ 2,700
4 Toberman R.C.	1725 Toberman St., Los Angeles, CA 90015	Metro	1	132	73	59	\$ 5,840	\$ 10,620	\$ 16,460
5 Algin Sutton R.C.	8800 S. Hoover St., Los Angeles, CA 90044	Pacific	8	154	5	149	\$ 400	\$ 26,820	\$ 27,220
6 109th Street R.C.	1464 E. 109th St., Los Angeles, CA 90059	Pacific	15	146	32	114	\$ 2,560	\$ 20,520	\$ 23,080
7 South Park R.C.	345 East 51st St., Los Angeles, CA 90011	Pacific	9	269	251	18	\$ 20,080	\$ 3,240	\$ 23,320
8 Alpine R.C.	817 Yale St., Los Angeles, CA 90012	Metro	1	276	186	90	\$ 14,880	\$ 16,200	\$ 31,080
9 Hollenbeck Park R.C.	415 S. St. Louis St, Los Angeles, CA 90033	Metro	14	185	185	0	\$ 14,800	\$ -	\$ 14,800
10 Slauson R.C.	5306 S. Compton Ave., Los Angeles, CA 90011	Pacific	9	85	32	53	\$ 2,560	\$ 9,540	\$ 12,100
11 Gilbert Lindsay R.C.	429 E. 42nd Pl., Los Angeles, CA 90011	Pacific	9	1	1	0	\$ 80	\$ -	\$ 80
12 Lafayette MultiPurpose Community Cent	625 South Lafayette Park Place, Los Angeles	Metro	10	80	58	22	\$ 4,640	\$ 3,960	\$ 8,600
13 Hazard Park R.C.	2230 Norfolk St, Los Angeles, CA 90033	Metro	14	189	0	189	\$ -	\$ 34,020	\$ 34,020
14 Trinity R.C.	2415 Trinity St., Los Angeles, CA 90011	Pacific	9	49	36	13	\$ 2,880	\$ 2,340	\$ 5,220
15 Mount Carmel R.C.	830 West 70th St., Los Angeles, CA 90044	Pacific	8	126	107	19	\$ 8,560	\$ 3,420	\$ 11,980
16 Lincoln Heights R.C.	2303 Workman Street, Los Angeles, CA 90033	Metro	1	123	2	121	\$ 160	\$ 21,780	\$ 21,940
17 Central R.C.	1357 East 22nd St., Los Angeles, CA 90011	Pacific	9	162	32	130	\$ 2,560	\$ 23,400	\$ 25,960
18 Downey R.C.	1772 North Spring St, Los Angeles, CA 90031	Metro	1	270	61	209	\$ 4,880	\$ 37,620	\$ 42,500
19 Van Ness R.C.	5720 2nd Avenue, Los Angeles, CA 90043	Pacific	8	241	53	188	\$ 4,240	\$ 33,840	\$ 38,080
20 State Street R.C.	716 North State St., Los Angeles, CA 90033	Metro	14	329	134	195	\$ 10,720	\$ 35,100	\$ 45,820
21 Evergreen R.C.	2844 E. 2nd St, Los Angeles, CA 90033	Metro	14	335	38	297	\$ 3,040	\$ 53,460	\$ 56,500
22 Wilmington R.C.	325 N. Neptune Ave., Wilmington, CA 90744	Pacific	15	172	5	167	\$ 400	\$ 30,060	\$ 30,460
23 Lincoln Park R.C.	3501 Valley Blvd, Los Angeles, CA 90031	Metro	1	256	73	183	\$ 5,840	\$ 32,940	\$ 38,780
24 Green Meadows R.C.	431 E. 89th St., Los Angeles, CA 90003	Pacific	9	46	0	46	\$ -	\$ 8,280	\$ 8,280
25 Seoul International Park	3250 San Marino St., Los Angeles, CA 90006	Pacific	10	203	59	144	\$ 4,720	\$ 25,920	\$ 30,640
26 Wabash R.C.	2765 Wabash Ave, Los Angeles, CA 90033	Metro	14	131	0	131	\$ -	\$ 23,580	\$ 23,580
27 Normandie R.C.	1550 S. Normandie Avenue, Los Angeles, CA 90006	Metro	1	274	0	274	\$ -	\$ 49,320	\$ 49,320
28 Lemon Grove R.C.	4959 Lemon Grove Ave, Los Angeles, CA 90029	Metro	13	196	112	84	\$ 8,960	\$ 15,120	\$ 24,080
29 Loren Miller R.C.	2717 Halldale Ave, Los Angeles, CA 90018	Pacific	8	110	23	87	\$ 1,840	\$ 15,660	\$ 17,500
30 Sepulveda R.C.	8825 Kester Ave., Panorama City 91405	Valley	6	41	40	1	\$ 3,200	\$ 180	\$ 3,380
31 Costello R.C.	3141 E. Olympic Bl., Los Angeles, CA 90023	Metro	14	273	97	176	\$ 7,760	\$ 31,680	\$ 39,440
32 Jackie Tatum Harvard R.C.	1535 W. 62nd St., Los Angeles, CA 90047	Pacific	8	276	104	172	\$ 8,320	\$ 30,960	\$ 39,280
33 Van Nuys R.C.	14301 Vanowen St., Van Nuys, CA 91405	Valley	6	803	658	145	\$ 52,640	\$ 26,100	\$ 78,740

Estimated Total Enrollment	Estimated Enrollment - Classes
365	269
2104	336
90	83
239	117
351	33
288	120
446	428
782	460
348	348
188	32
1	1
241	175
328	2
147	76
326	262
240	2
359	82
377	86
538	222
834	356
779	87
294	26
453	200
90	0
691	131
383	5
384	0
450	318
271	140
276	134
495	233
623	200
1483	1007

**PROJECT PLAN
YOUTH SPORT PARTNERSHIP**



Attachment 3a: Detail Recreation Centers

DOCUMENT NO.: LA28-002
FISCAL YEAR: 2021/2022

RECREATION CENTERS - Pre-qualified				Spring 2022 Estimated Enrollment Totals						
Facility	Address	Region	CD	Estimated Total Enrollment	Estimated Enrollment - Classes	Estimated Enrollment - Sports Leagues	Estimated \$ Classes \$80	Estimated \$ Sports Leagues \$ 180	Estimated Total Classes + Sports Leagues	
34	Denker R.C.	1550 West 35th Pl., Los Angeles, CA 90018	Pacific	8	175	43	132	\$ 3,440	\$ 23,760	\$ 27,200
35	South Seas House	2301 West 24th St., Los Angeles CA 90018	Metro	10	20	20	0	\$ 1,600	\$ -	\$ 1,600
36	Pecan R.C.	127 South Pecan St., Los Angeles, CA 90033	Metro	14	380	0	380	\$ -	\$ 68,400	\$ 68,400
37	North Hills Community Park	8756 N. Parthenia Pl, North Hills, CA 91343	Valley	6	117	0	117	\$ -	\$ 21,060	\$ 21,060
38	Ross Snyder R.C.	1501 East 41st St., Los Angeles, CA 90011	Pacific	9	162	0	162	\$ -	\$ 29,160	\$ 29,160
39	Lincoln Heights Youth Center	2911 Altura Street, Los Angeles, CA 90031	Metro	1	0	0	0	\$ -	\$ -	\$ -
40	Fred Roberts R.C.	4700 S. Honduras St., Los Angeles, CA 90011	Pacific	9	119	110	9	\$ 8,800	\$ 1,620	\$ 10,420
41	E. Wilmington Greenbelt Community Center	918 North Sanford Ave., Wilmington, CA 90744	Pacific	15	8	8	0	\$ 640	\$ -	\$ 640
42	Martin Luther King, Jr. R.C.	3916 S. Western Avenue, Los Angeles, CA 90062	Pacific	8	136	63	73	\$ 5,040	\$ 13,140	\$ 18,180
43	Lake Street Park	227 North Lake St., Los Angeles, CA 90026	Metro	13	175	107	68	\$ 8,560	\$ 12,240	\$ 20,800
44	Shatto R.C.	3191 West 4th St, Los Angeles, CA 90020	Metro	13	340	175	165	\$ 14,000	\$ 29,700	\$ 43,700
45	Boyle Heights Sports Center	933 South Mott St., Los Angeles, CA 90023	Metro	14	175	0	175	\$ -	\$ 31,500	\$ 31,500
46	Andres and Maria Cardenas R.C.	14740 Blythe St., Panorama City, CA 91402	Valley	6	150	150	0	\$ 12,000	\$ -	\$ 12,000
47	David M. Gonzales/Pacoima R.C.	10943 Herrick Ave., Pacoima, CA 91331	Valley	7	470	163	307	\$ 13,040	\$ 55,260	\$ 68,300
48	Ramon Garcia R.C.	1016 S. Fresno Street, Los Angeles, CA 90023	Metro	14	284	13	271	\$ 1,040	\$ 48,780	\$ 49,820
49	Yucca Park Community Center	6671 Yucca St., Los Angeles, CA 90028	Metro	13	179	155	24	\$ 12,400	\$ 4,320	\$ 16,720
50	Sun Valley R.C.	8133 Vineland Ave., Sun Valley, CA 91352	Valley	6	895	402	493	\$ 32,160	\$ 88,740	\$ 120,900
51	Hollywood R.C.	1122 Cole Ave., Los Angeles, CA 90038	Metro	13	80	40	40	\$ 3,200	\$ 7,200	\$ 10,400
52	Vineyard R.C.	2942 Vineyard Ave, Los Angeles, CA 90016	Pacific	10	2	2	0	\$ 160	\$ -	\$ 160
53	Rancho Cienega Sports Complex	5001 Rodeo Rd, Los Angeles, CA 90016	Pacific	10	60	0	60	\$ -	\$ 10,800	\$ 10,800
54	Highland Park R.C.	6150 N. Piedmont Avenue, Los Angeles, CA 90042	Metro	1	329	39	290	\$ 3,120	\$ 52,200	\$ 55,320
55	Victory-Vineland R.C.	11117 Victory Blvd., North Hollywood, CA 91606	Valley	2	349	31	318	\$ 2,480	\$ 57,240	\$ 59,720
56	Cypress Park R.C.	2630 Pepper Ave., Los Angeles, CA 90065	Metro	1	235	77	158	\$ 6,160	\$ 28,440	\$ 34,600
57	Hubert Humphrey R.C.	12560 Filmore St., Pacoima, CA 91331	Valley	7	749	146	603	\$ 11,680	\$ 108,540	\$ 120,220
58	Bellevue R.C.	826 Lucile Ave., Los Angeles, CA 90026	Metro	13	288	65	223	\$ 5,200	\$ 40,140	\$ 45,340
59	Rose Hill R.C.	4530 Mercury Ave., Los Angeles, CA 90032	Metro	14	212	60	152	\$ 4,800	\$ 27,360	\$ 32,160
60	Rio de Los Angeles State Park	1900 N. San Fernando Rd, Los Angeles, CA 90065	Metro	1	295	162	133	\$ 12,960	\$ 23,940	\$ 36,900
61	Queen Anne R.C.	1240 West Blvd, Los Angeles, CA 90019	Metro	10	339	121	218	\$ 9,680	\$ 39,240	\$ 48,920
62	Banning R.C.	1331 Eubank Ave, Wilmington, CA 90744	Pacific	15	208	112	96	\$ 8,960	\$ 17,280	\$ 26,240
63	Echo Park R.C.	1632 Bellevue Ave, Los Angeles, CA 90026	Metro	13	701	414	287	\$ 33,120	\$ 51,660	\$ 84,780
64	Glassell Park R.C.	3650 Verdugo Rd., Los Angeles, CA 90065	Metro	1	143	18	125	\$ 1,440	\$ 22,500	\$ 23,940
65	Stonehurst R.C.	9901 Dronfield St., Sun Valley, CA 91352	Valley	7	90	84	6	\$ 6,720	\$ 1,080	\$ 7,800
66	Sylmar Park R.C.	13109 Borden Ave, Los Angeles, CA 91342	Valley	7	1027	36	991	\$ 2,880	\$ 178,380	\$ 181,260
67	El Sereno R.C.	4721 Klamath St., Los Angeles, CA 90032	Metro	14	487	9	478	\$ 720	\$ 86,040	\$ 86,760

Estimated Total Enrollment	Estimated Enrollment - Classes
365	97
45	45
636	1
165	0
271	0
435	372
260	213
13	13
318	161
560	268
1157	746
266	11
213	213
972	469
490	27
470	423
1944	1030
150	70
20	2
142	4
565	81
897	143
476	172
1298	340
595	160
352	98
594	405
831	205
434	253
1719	1056
341	66
246	217
1757	80
887	30

**PROJECT PLAN
YOUTH SPORT PARTNERSHIP**



Attachment 3a: Detail Recreation Centers

DOCUMENT NO.: LA28-002
FISCAL YEAR: 2021/2022

RECREATION CENTERS - Pre-qualified				Spring 2022 Estimated Enrollment Totals					
Facility	Address	Region	CD	Estimated Total Enrollment	Estimated Enrollment - Classes	Estimated Enrollment - Sports Leagues	Estimated \$ Classes \$80	Estimated \$ Sports Leagues \$ 180	Estimated Total Classes + Sports Leagues
68	Rosecrans R.C. 840 W. 149th St., Gardena, CA 90247	Pacific	15	231	15	216	\$ 1,200	\$ 38,880	\$ 40,080
69	Chevy Chase R.C. 4165 Chevy Chase Dr., Los Angeles, CA 90039	Metro	13	60	31	29	\$ 2,480	\$ 5,220	\$ 7,700
70	Normandale R.C. 22400 S. Halldale Ave., Los Angeles, CA 90501	Pacific	15	66	0	66	\$ -	\$ 11,880	\$ 11,880
71	Valley Plaza 12240 Archwood St., North Hollywood, CA 91606	Valley	2	260	55	205	\$ 4,400	\$ 36,900	\$ 41,300
72	Reseda R.C. 18411 Victory Blvd, Reseda, CA 91335	Valley	3	399	92	307	\$ 7,360	\$ 55,260	\$ 62,620
73	Baldwin Hills R.C. 5401 Highlight Pl., Los Angeles, CA 90016	Pacific	10	388	15	373	\$ 1,200	\$ 67,140	\$ 68,340
74	Fernangeles R.C. 8851 Laurel Canyon Blvd, Sun Valley, CA 91352	Valley	6	728	445	283	\$ 35,600	\$ 50,940	\$ 86,540
75	Harbor City R.C. 24901 Frampton Ave, Harbor City, CA 90710	Pacific	15	182	0	182	\$ -	\$ 32,760	\$ 32,760
76	St. Andrews R.C. 8701 Saint Andrews Place, Los Angeles, CA 90047	Pacific	8	369	175	194	\$ 14,000	\$ 34,920	\$ 48,920
77	Delano R.C. 15100 Erwin St., Van Nuys, CA 91411	Valley	6	285	179	106	\$ 14,320	\$ 19,080	\$ 33,400
78	North Hollywood R.C. 11430 Chandler Blvd, North Hollywood, CA 91601	Valley	2	215	92	123	\$ 7,360	\$ 22,140	\$ 29,500
79	Lanark R.C. 21816 Lanark St, Canoga Park, CA 91305	Valley	3	595	191	404	\$ 15,280	\$ 72,720	\$ 88,000
80	Ritchie Valens R.C. 10736 Laurel Canyon Blvd, Pacoima, CA 91331	Valley	7	544	190	354	\$ 15,200	\$ 63,720	\$ 78,920
81	Jim Gilliam R.C. 4000 S. La Brea Avenue, Los Angeles, CA 90008	Pacific	10	45	11	34	\$ 880	\$ 6,120	\$ 7,000
Subtotal Recreation Centers - Pre-qualified				20,735	7,120	13,615	\$ 569,600	\$ 2,450,700	\$ 3,020,300

Estimated Total Enrollment	Estimated Enrollment - Classes
535	154
193	57
172	0
520	131
661	288
1143	129
1800	982
277	35
758	312
831	444
572	262
1198	421
1559	393
99	21
45,466	17,071

**PROJECT PLAN
YOUTH SPORT PARTNERSHIP**



Attachment 3a: Detail Recreation Centers

DOCUMENT NO.: LA28-002
FISCAL YEAR: 2021/2022

FY 2021/2022 RECREATION CENTERS - Pre-qualified Estimated Enrollment Totals							
Facility	Address	Region	CD	Estimated Enrollment - Sports Leagues	Estimated \$ Classes \$80	Estimated \$ Sports Leagues \$ 180	Estimated Total Classes + Sports Leagues
1	Hoover R.C.	1010 W. 25th St., Los Angeles, CA 90007	Metro	1	96	\$ 21,520	\$ 17,280 \$ 38,800
2	Expo Center/Roy Anderson R.C.	3980 South Bill Robertson Lane, Los Angeles, CA 90037	Expo	9	1768	\$ 26,880	\$ 318,240 \$ 345,120
3	Macarthur Park R.C.	2230 W. 6th St., Los Angeles, CA 90057	Metro	1	7	\$ 6,640	\$ 1,260 \$ 7,900
4	Toberman R.C.	1725 Toberman St., Los Angeles, CA 90015	Metro	1	122	\$ 9,360	\$ 21,960 \$ 31,320
5	Algin Sutton R.C.	8800 S. Hoover St., Los Angeles, CA 90044	Pacific	8	318	\$ 2,640	\$ 57,240 \$ 59,880
6	109th Street R.C.	1464 E. 109th St., Los Angeles, CA 90059	Pacific	15	168	\$ 9,600	\$ 30,240 \$ 39,840
7	South Park R.C.	345 East 51st St., Los Angeles, CA 90011	Pacific	9	18	\$ 34,240	\$ 3,240 \$ 37,480
8	Alpine R.C.	817 Yale St., Los Angeles, CA 90012	Metro	1	322	\$ 36,800	\$ 57,960 \$ 94,760
9	Hollenbeck Park R.C.	415 S. St. Louis St, Los Angeles, CA 90033	Metro	14	0	\$ 27,840	\$ - \$ 27,840
10	Slauson R.C.	5306 S. Compton Ave., Los Angeles, CA 90011	Pacific	9	156	\$ 2,560	\$ 28,080 \$ 30,640
11	Gilbert Lindsay R.C.	429 E. 42nd Pl., Los Angeles, CA 90011	Pacific	9	0	\$ 80	\$ - \$ 80
12	Lafayette MultiPurpose Community Center	625 South Lafayette Park Place, Los Angeles, CA 90007	Metro	10	66	\$ 14,000	\$ 11,880 \$ 25,880
13	Hazard Park R.C.	2230 Norfolk St, Los Angeles, CA 90033	Metro	14	326	\$ 160	\$ 58,680 \$ 58,840
14	Trinity R.C.	2415 Trinity St., Los Angeles, CA 90011	Pacific	9	71	\$ 6,080	\$ 12,780 \$ 18,860
15	Mount Carmel R.C.	830 West 70th St., Los Angeles, CA 90044	Pacific	8	64	\$ 20,960	\$ 11,520 \$ 32,480
16	Lincoln Heights R.C.	2303 Workman Street, Los Angeles, CA 90033	Metro	1	238	\$ 160	\$ 42,840 \$ 43,000
17	Central R.C.	1357 East 22nd St., Los Angeles, CA 90011	Pacific	9	277	\$ 6,560	\$ 49,860 \$ 56,420
18	Downey R.C.	1772 North Spring St, Los Angeles, CA 90031	Metro	1	291	\$ 6,880	\$ 52,380 \$ 59,260
19	Van Ness R.C.	5720 2nd Avenue, Los Angeles, CA 90043	Pacific	8	316	\$ 17,760	\$ 56,880 \$ 74,640
20	State Street R.C.	716 North State St., Los Angeles, CA 90033	Metro	14	478	\$ 28,480	\$ 86,040 \$ 114,520
21	Evergreen R.C.	2844 E. 2nd St, Los Angeles, CA 90033	Metro	14	692	\$ 6,960	\$ 124,560 \$ 131,520
22	Wilmington R.C.	325 N. Neptune Ave., Wilmington, CA 90744	Pacific	15	268	\$ 2,080	\$ 48,240 \$ 50,320
23	Lincoln Park R.C.	3501 Valley Blvd, Los Angeles, CA 90031	Metro	1	253	\$ 16,000	\$ 45,540 \$ 61,540
24	Green Meadows R.C.	431 E. 89th St., Los Angeles, CA 90003	Pacific	9	90	\$ -	\$ 16,200 \$ 16,200
25	Seoul International Park	3250 San Marino St., Los Angeles, CA 90006	Pacific	10	560	\$ 10,480	\$ 100,800 \$ 111,280
26	Wabash R.C.	2765 Wabash Ave, Los Angeles, CA 90033	Metro	14	378	\$ 400	\$ 68,040 \$ 68,440
27	Normandie R.C.	1550 S. Normandie Avenue, Los Angeles, CA 90006	Metro	1	384	\$ -	\$ 69,120 \$ 69,120
28	Lemon Grove R.C.	4959 Lemon Grove Ave, Los Angeles, CA 90029	Metro	13	132	\$ 25,440	\$ 23,760 \$ 49,200
29	Loren Miller R.C.	2717 Halldale Ave, Los Angeles, CA 90018	Pacific	8	131	\$ 11,200	\$ 23,580 \$ 34,780
30	Sepulveda R.C.	8825 Kester Ave., Panorama City 91405	Valley	6	142	\$ 10,720	\$ 25,560 \$ 36,280
31	Costello R.C.	3141 E. Olympic Bl., Los Angeles, CA 90023	Metro	14	262	\$ 18,640	\$ 47,160 \$ 65,800
32	Jackie Tatum Harvard R.C.	1535 W. 62nd St., Los Angeles, CA 90047	Pacific	8	423	\$ 16,000	\$ 76,140 \$ 92,140
33	Van Nuys R.C.	14301 Vanowen St., Van Nuys, CA 91405	Valley	6	476	\$ 80,560	\$ 85,680 \$ 166,240

PROJECT PLAN

YOUTH SPORT PARTNERSHIP



Attachment 3a: Detail Recreation Centers

DOCUMENT NO.: LA28-002
 FISCAL YEAR: 2021/2022

RECREATION CENTERS - Pre-qualified							
FY 2021/2022 Estimated Enrollment Totals							
Facility	Address	Region	CD	Estimated Enrollment - Sports Leagues	Estimated \$ Classes \$80	Estimated \$ Sports Leagues \$ 180	Estimated Total Classes + Sports Leagues
34	Denker R.C.	1550 West 35th Pl., Los Angeles, CA 90018	Pacific	8	268	\$ 7,760	\$ 56,000
35	South Seas House	2301 West 24th St., Los Angeles CA 90018	Metro	10	0	\$ 3,600	\$ 3,600
36	Pecan R.C.	127 South Pecan St., Los Angeles, CA 90033	Metro	14	635	\$ 80	\$ 114,380
37	North Hills Community Park	8756 N. Parthenia Pl, North Hills, CA 91343	Valley	6	165	\$ -	\$ 29,700
38	Ross Snyder R.C.	1501 East 41st St., Los Angeles, CA 90011	Pacific	9	271	\$ -	\$ 48,780
39	Lincoln Heights Youth Center	2911 Altura Street, Los Angeles, CA 90031	Metro	1	63	\$ 29,760	\$ 41,100
40	Fred Roberts R.C.	4700 S. Honduras St., Los Angeles, CA 90011	Pacific	9	47	\$ 17,040	\$ 25,500
41	E. Wilmington Greenbelt Community Center	918 North Sanford Ave., Wilmington, CA 90744	Pacific	15	0	\$ 1,040	\$ 1,040
42	Martin Luther King, Jr. R.C.	3916 S. Western Avenue, Los Angeles, CA 90062	Pacific	8	157	\$ 12,880	\$ 41,140
43	Lake Street Park	227 North Lake St., Los Angeles, CA 90026	Metro	13	292	\$ 21,440	\$ 74,000
44	Shatto R.C.	3191 West 4th St, Los Angeles, CA 90020	Metro	13	411	\$ 59,680	\$ 133,660
45	Boyle Heights Sports Center	933 South Mott St., Los Angeles, CA 90023	Metro	14	255	\$ 880	\$ 46,780
46	Andres and Maria Cardenas R.C.	14740 Blythe St., Panorama City, CA 91402	Valley	6	0	\$ 17,040	\$ 17,040
47	David M. Gonzales/Pacoima R.C.	10943 Herrick Ave., Pacoima, CA 91331	Valley	7	503	\$ 37,520	\$ 128,060
48	Ramon Garcia R.C.	1016 S. Fresno Street, Los Angeles, CA 90023	Metro	14	463	\$ 2,160	\$ 85,500
49	Yucca Park Community Center	6671 Yucca St., Los Angeles, CA 90028	Metro	13	47	\$ 33,840	\$ 42,300
50	Sun Valley R.C.	8133 Vineland Ave., Sun Valley, CA 91352	Valley	6	914	\$ 82,400	\$ 246,920
51	Hollywood R.C.	1122 Cole Ave., Los Angeles, CA 90038	Metro	13	80	\$ 5,600	\$ 20,000
52	Vineyard R.C.	2942 Vineyard Ave, Los Angeles, CA 90016	Pacific	10	18	\$ 160	\$ 3,400
53	Rancho Cienega Sports Complex	5001 Rodeo Rd, Los Angeles, CA 90016	Pacific	10	138	\$ 320	\$ 25,160
54	Highland Park R.C.	6150 N. Piedmont Avenue, Los Angeles, CA 90042	Metro	1	484	\$ 6,480	\$ 93,600
55	Victory-Vineland R.C.	11117 Victory Blvd., North Hollywood, CA 91606	Valley	2	754	\$ 11,440	\$ 147,160
56	Cypress Park R.C.	2630 Pepper Ave., Los Angeles, CA 90065	Metro	1	304	\$ 13,760	\$ 68,480
57	Hubert Humphrey R.C.	12560 Filmore St., Pacoima, CA 91331	Valley	7	958	\$ 27,200	\$ 199,640
58	Bellevue R.C.	826 Lucile Ave., Los Angeles, CA 90026	Metro	13	435	\$ 12,800	\$ 91,100
59	Rose Hill R.C.	4530 Mercury Ave., Los Angeles, CA 90032	Metro	14	254	\$ 7,840	\$ 53,560
60	Rio de Los Angeles State Park	1900 N. San Fernando Rd, Los Angeles, CA 90065	Metro	1	189	\$ 32,400	\$ 66,420
61	Queen Anne R.C.	1240 West Blvd, Los Angeles, CA 90019	Metro	10	626	\$ 16,400	\$ 129,080
62	Banning R.C.	1331 Eubank Ave, Wilmington, CA 90744	Pacific	15	181	\$ 20,240	\$ 52,820
63	Echo Park R.C.	1632 Bellevue Ave, Los Angeles, CA 90026	Metro	13	663	\$ 84,480	\$ 203,820
64	Glassell Park R.C.	3650 Verdugo Rd., Los Angeles, CA 90065	Metro	1	275	\$ 5,280	\$ 49,500
65	Stonehurst R.C.	9901 Dronfield St., Sun Valley, CA 91352	Valley	7	29	\$ 17,360	\$ 22,580
66	Sylmar Park R.C.	13109 Borden Ave, Los Angeles, CA 91342	Valley	7	1677	\$ 6,400	\$ 308,260
67	El Sereno R.C.	4721 Klamath St., Los Angeles, CA 90032	Metro	14	857	\$ 2,400	\$ 156,660

**PROJECT PLAN
YOUTH SPORT PARTNERSHIP**



Attachment 3a: Detail Recreation Centers

DOCUMENT NO.: LA28-002
FISCAL YEAR: 2021/2022

FY 2021/2022 RECREATION CENTERS - Pre-qualified Estimated Enrollment Totals							
Facility	Address	Region	CD	Estimated Enrollment - Sports Leagues	Estimated \$ Classes \$80	Estimated \$ Sports Leagues \$ 180	Estimated Total Classes + Sports Leagues
68	Rosecrans R.C. 840 W. 149th St., Gardena, CA 90247	Pacific	15	381	\$ 12,320	\$ 68,580	\$ 80,900
69	Chevy Chase R.C. 4165 Chevy Chase Dr., Los Angeles, CA 90039	Metro	13	136	\$ 4,560	\$ 24,480	\$ 29,040
70	Normandale R.C. 22400 S. Halldale Ave., Los Angeles, CA 90501	Pacific	15	172	\$ -	\$ 30,960	\$ 30,960
71	Valley Plaza 12240 Archwood St., North Hollywood, CA 91606	Valley	2	389	\$ 10,480	\$ 70,020	\$ 80,500
72	Reseda R.C. 18411 Victory Blvd, Reseda, CA 91335	Valley	3	373	\$ 23,040	\$ 67,140	\$ 90,180
73	Baldwin Hills R.C. 5401 Highlight Pl., Los Angeles, CA 90016	Pacific	10	1014	\$ 10,320	\$ 182,520	\$ 192,840
74	Fernangeles R.C. 8851 Laurel Canyon Blvd, Sun Valley, CA 91352	Valley	6	818	\$ 78,560	\$ 147,240	\$ 225,800
75	Harbor City R.C. 24901 Frampton Ave, Harbor City, CA 90710	Pacific	15	242	\$ 2,800	\$ 43,560	\$ 46,360
76	St. Andrews R.C. 8701 Saint Andrews Place, Los Angeles, CA 90047	Pacific	8	446	\$ 24,960	\$ 80,280	\$ 105,240
77	Delano R.C. 15100 Erwin St., Van Nuys, CA 91411	Valley	6	387	\$ 35,520	\$ 69,660	\$ 105,180
78	North Hollywood R.C. 11430 Chandler Blvd, North Hollywood, CA 91601	Valley	2	310	\$ 20,960	\$ 55,800	\$ 76,760
79	Lanark R.C. 21816 Lanark St, Canoga Park, CA 91305	Valley	3	777	\$ 33,680	\$ 139,860	\$ 173,540
80	Ritchie Valens R.C. 10736 Laurel Canyon Blvd, Pacoima, CA 91331	Valley	7	1166	\$ 31,440	\$ 209,880	\$ 241,320
81	Jim Gilliam R.C. 4000 S. La Brea Avenue, Los Angeles, CA 90008	Pacific	10	78	\$ 1,680	\$ 14,040	\$ 15,720
Subtotal Recreation Centers - Pre-qualified				28,395	\$ 1,365,680	\$ 5,111,100	\$ 6,476,780

PROJECT PLAN
YOUTH SPORTS/FITNESS PROGRAM



Attachment 3a: Detail Recreation Centers

DOCUMENT NO.: LA28-002
FISCAL YEAR: 2021/2022

RECREATION CENTERS - Non pre-qualified (with self certification)				Summer 2018 Actual Enrollment (Baseline) Totals			Fall 2018 Actual Enrollment (Baseline) Totals			Winter 2019 Actual Enrollment (Baseline) Totals		
Facility	Address	Region	CD	Actual Enrollment (Baseline) - Classes	Actual Enrollment (Baseline) Sports Leagues	Actual (Baseline) Total Enrollment	Actual Enrollment (Baseline) - Classes	Actual Enrollment (Baseline) Sports Leagues	Actual (Baseline) Total Enrollment	Actual Enrollment (Baseline) - Classes	Actual Enrollment (Baseline) Sports Leagues	Actual (Baseline) Total Enrollment
1 Leland R.C.	863 S. Herbert Ave, San Pedro, CA 90731	Pacific	15			0			0			0
2 Montecito Heights R.C.	4545 Homer St., Los Angeles, CA 90031	Metro	1	71	110	181		101	101	93	115	208
3 Lakeview Terrace R.C.	11075 Foothill Blvd, Lakeview Terrace, CA 91342	Valley	7	93	117	210	111	15	126	105	107	212
4 Panorama City R.C.	8600 Hazeltine Ave., Panorama City, CA 91402	Valley	6	101	78	179	73	45	118	83	56	139
5 Sunland R.C.	8651 Foothill Blvd, Sunland, CA 91040	Valley	7	211	87	298	44		44	175	35	210
6 Elysian Valley R.C.	1811 Ripple St., Los Angeles, CA 90039	Metro	13	29	7	36		73	73		58	58
7 Culver Slauson R.C.	5072 S. Slauson Ave., Culver City, CA 90230	Pacific	11		20	20	7		7			0
8 Westwood R.C.	1350 S. Sepulveda Blvd, Los Angeles, CA 90025	Valley	5	289	399	688	16		16	296	260	556
9 Poinsettia R.C.	7341 Willoughby Ave, Los Angeles, CA 90046	Metro	5	79	33	112	89	18	107	84	56	140
10 Yosemite R.C.	1840 Yosemite Dr., Los Angeles, CA 90041	Metro	14	33	333	366	64	232	296	61	350	411
11 Stoner R.C.	1835 Stoner Ave., Los Angeles, CA 90025	Valley	11	96	87	183	76		76	88	98	186
12 Granada Hills R.C.	16730 Chatsworth St., Granada Hills, CA 91344	Valley	12	251	604	855	47	105	152	68	353	421
13 Van Nuys Sherman Oaks R.C.	14201 Huston St., Sherman Oaks, CA 91423	Valley	2	100	331	431	119	372	491	167	360	527
14 Branford R.C.	13306 Branford St., Arleta, CA 91331	Valley	6		431	431	69		69	8	194	202
15 Woodland Hills R.C.	5858 Shoup Ave., Woodland Hills, CA 91367	Valley	3	374	468	842		7	7	190	1001	1191
16 Winnetka R.C.	8401 Winnetka Ave., Winnetka, CA 91306	Valley	3	217	371	588	16	35	51	125	250	375
17 Peck Park Community Center	560 North Western Ave., San Pedro, CA 90732	Pacific	15	4	153	157	22		22	14	150	164
18 North Weddington R.C.	10844 Acama St., Studio City, CA 91602	Valley	2	16		16	2	122	124	1	302	303
19 Studio City R.C.	12621 Rye St., Studio City, CA 91604	Valley	2	25	375	400	136	26	162	128	463	591
20 Westchester R.C.	7000 W. Manchester Ave., Los Angeles, CA 90045	Pacific	11		279	279		120	120		357	357
21 Tarzana R.C.	5655 Vanalden Ave., Tarzana, CA 91356	Valley	3	26	374	400	19		19	31	173	204
22 Northridge R.C.	18300 Lemarsh St., Northridge, CA 91324	Valley	12	154	335	489		1	1	47	450	497
23 Robertson R.C.	1641 Preuss Rd., Los Angeles, CA 90035	Pacific	5			0			0			0
24 Chatsworth Park South	22360 Devonshire St., Chatsworth, CA 91311	Valley	12	9		9	21		21	24	5	29
25 Carlin G. Smith R.C.	511 West Ave 46, Los Angeles, CA 90065	Metro	1	19		19	35		35	42		42
26 Mar Vista R.C.	11430 Woodbine Ave., Los Angeles, CA 90066	Valley	11	58	509	567			0	107	399	506
27 Eagle Rock R.C.	1100 Eagle Vista Dr., Los Angeles, CA 90041	Metro	14	43	341	384	5		5	50	155	205
28 Shadow Ranch R.C.	22633 Vanowen St, West Hills, CA 91307	Valley	12	137		137	50		50	114		114
29 Pan Pacific Park R.C.	7600 Beverly Blvd., Los Angeles, CA 90036	Metro	4	45	290	335	92	57	149	109	399	508
30 Mason Park R.C.	10500 Mason Ave, Chatsworth, CA 91311	Valley	12	125	233	358		25	25	137	668	805
31 Balboa Sports Complex	17015 Burbank Blvd., Encino, CA 91316	Valley	6	149	630	779	112		112	143	411	554
32 Silver Lake R.C.	1850 West Silver Lake Dr., Los Angeles, CA 90026	Metro	13	103	193	296	32		32	43	647	690

**PROJECT PLAN
YOUTH SPORTS/FITNESS PROGRAM**



Attachment 3a: Detail Recreation Centers

DOCUMENT NO.: LA28-002
FISCAL YEAR: 2021/2022

RECREATION CENTERS - Non pre-qualified (with self certification)				Summer 2018 Actual Enrollment (Baseline) Totals			Fall 2018 Actual Enrollment (Baseline) Totals			Winter 2019 Actual Enrollment (Baseline) Totals		
Facility	Address	Region	CD	Actual Enrollment (Baseline) - Classes	Actual Enrollment (Baseline) Sports Leagues	Actual (Baseline) Total Enrollment	Actual Enrollment (Baseline) - Classes	Actual Enrollment (Baseline) Sports Leagues	Actual (Baseline) Total Enrollment	Actual Enrollment (Baseline) - Classes	Actual Enrollment (Baseline) Sports Leagues	Actual (Baseline) Total Enrollment
33	Barrington R.C. 333 S. Barrington Ave., Los Angeles, CA 90049	Valley	11	78	249	327	9		9	42	357	399
34	Oakwood R.C. 767 California Ave, Venice, CA 90291	Valley	11	17	70	87		35	35	15	76	91
35	Encino Community Center 4935 Balboa Blvd, Encino, CA 91316	Valley	5	90		90			0	72		72
36	Palms R.C. 2950 Overland Ave., Los Angeles, CA 90064	Valley	5	14	64	78	5		5	10	196	206
37	Bogdanovich R.C. 1920 Cumbre Drive, San Pedro, CA 90732	Pacific	15			0		229	229		442	442
38	Penmar R.C. 1341 Lake St, Los Angeles, CA 90291	Valley	11	10	363	373	43	24	67	43	209	252
39	Rustic Canyon R.C. 601 Latimer Rd., Santa Monica, CA 90402	Valley	11	5		5	9		9	9		9
40	Palisades R.C. 851 Alma Real Dr., Pacific Palisades, CA 90272	Valley	11	37	493	530	18		18	43	1181	1224
41	Cheviot Hills R.C. 2551 Motor Ave., Los Angeles, CA 90064	Valley	5		1275	1275	150		150	104	1712	1816
42	Crestwood Hills R.C. 1000 Hanley Ave., Los Angeles, CA 90049	Valley	11			0			0			0
Subtotal Recreation Centers - Non Pre-qualified (with self certification)				3,108	9,702	12,810	1,491	1,642	3,133	2,871	12,045	14,916
Total Recreation Centers				8,543	20,349	28,892	6,305	4,616	10,921	9,183	23,053	32,236

PROJECT PLAN
YOUTH SPORTS/FITNESS PROGRAM



Attachment 3a: Detail Recreation Centers

DOCUMENT NO.: LA28-002
FISCAL YEAR: 2021/2022

RECREATION CENTERS - Non pre-qualified (with self certification)				Spring 2019 Actual Enrollment (Baseline) Totals			FY 2018/2019 Actual Enrollment (Baseline) Totals				
Facility	Address	Region	CD	Actual Enrollment (Baseline) - Classes	Actual Enrollment (Baseline) Sports Leagues	Actual (Baseline) Total Enrollment	Actual Enrollment (Baseline) - Classes	Actual Enrollment (Baseline) Sports Leagues	Actual (Baseline) Total Enrollment	Estimated Total Enrollment	Estimated Enrollment - Classes
1 Leland R.C.	863 S. Herbert Ave, San Pedro, CA 90731	Pacific	15		52	52	0	52	52	0	0
2 Montecito Heights R.C.	4545 Homer St., Los Angeles, CA 90031	Metro	1	124	289	413	288	615	903	109	43
3 Lakeview Terrace R.C.	11075 Foothill Blvd, Lakeview Terrace, CA 91342	Valley	7	160	88	248	469	327	796	126	56
4 Panorama City R.C.	8600 Hazeltine Ave., Panorama City, CA 91402	Valley	6	96	70	166	353	249	602	108	61
5 Sunland R.C.	8651 Foothill Blvd, Sunland, CA 91040	Valley	7	266	116	382	696	238	934	179	127
6 Elysian Valley R.C.	1811 Ripple St., Los Angeles, CA 90039	Metro	13	59	147	206	88	285	373	21	17
7 Culver Slauson R.C.	5072 S. Slauson Ave., Culver City, CA 90230	Pacific	11			0	7	20	27	2	0
8 Westwood R.C.	1350 S. Sepulveda Blvd, Los Angeles, CA 90025	Valley	5	347	274	621	948	933	1,881	69	29
9 Poinsettia R.C.	7341 Willoughby Ave, Los Angeles, CA 90046	Metro	5	69	61	130	321	168	489	11	8
10 Yosemite R.C.	1840 Yosemite Dr., Los Angeles, CA 90041	Metro	14	59	324	383	217	1239	1456	36	3
11 Stoner R.C.	1835 Stoner Ave., Los Angeles, CA 90025	Valley	11	25	69	94	285	254	539	19	10
12 Granada Hills R.C.	16730 Chatsworth St., Granada Hills, CA 91344	Valley	12	170	548	718	536	1610	2146	85	25
13 Van Nuys Sherman Oaks R.C.	14201 Huston St., Sherman Oaks, CA 91423	Valley	2	20	420	440	406	1483	1889	43	10
14 Branford R.C.	13306 Branford St., Arleta, CA 91331	Valley	6	2	302	304	79	927	1006	43	0
15 Woodland Hills R.C.	5858 Shoup Ave., Woodland Hills, CA 91367	Valley	3	202	358	560	766	1834	2600	84	37
16 Winnetka R.C.	8401 Winnetka Ave., Winnetka, CA 91306	Valley	3	86	241	327	444	897	1341	59	22
17 Peck Park Community Center	560 North Western Ave., San Pedro, CA 90732	Pacific	15	15	186	201	55	489	544	15	0
18 North Weddington R.C.	10844 Acama St., Studio City, CA 91602	Valley	2	6	363	369	25	787	812	2	2
19 Studio City R.C.	12621 Rye St., Studio City, CA 91604	Valley	2	44	297	341	333	1161	1494	41	3
20 Westchester R.C.	7000 W. Manchester Ave., Los Angeles, CA 90045	Pacific	11		86	86	0	842	842	28	0
21 Tarzana R.C.	5655 Vanalden Ave., Tarzana, CA 91356	Valley	3	27	236	263	103	783	886	40	3
22 Northridge R.C.	18300 Lemarsh St., Northridge, CA 91324	Valley	12	74	807	881	275	1593	1868	49	15
23 Robertson R.C.	1641 Preuss Rd., Los Angeles, CA 90035	Pacific	5			0	0	0	0	0	0
24 Chatsworth Park South	22360 Devonshire St., Chatsworth, CA 91311	Valley	12	32	6	38	86	11	97	1	1
25 Carlin G. Smith R.C.	511 West Ave 46, Los Angeles, CA 90065	Metro	1	24		24	120	0	120	2	2
26 Mar Vista R.C.	11430 Woodbine Ave., Los Angeles, CA 90066	Valley	11	53	665	718	218	1573	1791	57	6
27 Eagle Rock R.C.	1100 Eagle Vista Dr., Los Angeles, CA 90041	Metro	14	93	243	336	191	739	930	38	4
28 Shadow Ranch R.C.	22633 Vanowen St, West Hills, CA 91307	Valley	12	107		107	408	0	408	14	14
29 Pan Pacific Park R.C.	7600 Beverly Blvd., Los Angeles, CA 90036	Metro	4	122	287	409	368	1033	1401	34	5
30 Mason Park R.C.	10500 Mason Ave, Chatsworth, CA 91311	Valley	12	228	8	236	490	934	1424	36	13
31 Balboa Sports Complex	17015 Burbank Blvd., Encino, CA 91316	Valley	6	188	282	470	592	1323	1915	78	15
32 Silver Lake R.C.	1850 West Silver Lake Dr., Los Angeles, CA 90026	Metro	13	77	102	179	255	942	1197	29	10

PROJECT PLAN
YOUTH SPORTS/FITNESS PROGRAM



Attachment 3a: Detail Recreation Centers

DOCUMENT NO.: LA28-002
FISCAL YEAR: 2021/2022

RECREATION CENTERS - Non pre-qualified (with self certification)				Spring 2019 Actual Enrollment (Baseline) Totals			FY 2018/2019 Actual Enrollment (Baseline) Totals		
Facility	Address	Region	CD	Actual Enrollment (Baseline) - Classes	Actual Enrollment (Baseline) Sports Leagues	Actual (Baseline) Total Enrollment	Actual Enrollment (Baseline) - Classes	Actual Enrollment (Baseline) Sports Leagues	Actual (Baseline) Total Enrollment
33	Barrington R.C. 333 S. Barrington Ave., Los Angeles, CA 90049	Valley	11	25	248	273	154	854	1008
34	Oakwood R.C. 767 California Ave, Venice, CA 90291	Valley	11		53	53	32	234	266
35	Encino Community Center 4935 Balboa Blvd, Encino, CA 91316	Valley	5	132		132	294	0	294
36	Palms R.C. 2950 Overland Ave., Los Angeles, CA 90064	Valley	5	8		8	37	260	297
37	Bogdanovich R.C. 1920 Cumbre Drive, San Pedro, CA 90732	Pacific	15		225	225	0	896	896
38	Penmar R.C. 1341 Lake St, Los Angeles, CA 90291	Valley	11	14	229	243	110	825	935
39	Rustic Canyon R.C. 601 Latimer Rd., Santa Monica, CA 90402	Valley	11	16		16	39	0	39
40	Palisades R.C. 851 Alma Real Dr., Pacific Palisades, CA 90272	Valley	11	118	181	299	216	1855	2071
41	Cheviot Hills R.C. 2551 Motor Ave., Los Angeles, CA 90064	Valley	5	213		213	467	2987	3454
42	Crestwood Hills R.C. 1000 Hanley Ave., Los Angeles, CA 90049	Valley	11			0	0	0	0
Subtotal Recreation Centers - Non Pre-qualified (with self certification)				3,301	7,863	11,164	10,771	31,252	42,023
Total Recreation Centers				10,421	21,478	31,899	34,452	69,496	103,948

Estimated Total Enrollment	Estimated Enrollment - Classes
33	8
9	2
9	9
7	1
0	0
37	1
1	1
53	4
128	0
0	0
1,735	567
11,389	3,834

PROJECT PLAN
YOUTH SPORTS/FITNESS PROGRAM



Attachment 3a: Detail Recreation Centers

DOCUMENT NO.: LA28-002
FISCAL YEAR: 2021/2022

RECREATION CENTERS - Non pre-qualified (with self certification)							
Summer 2021 Estimated Enrollment Totals							
Facility	Address	Region	CD	Estimated Enrollment - Sports Leagues	Estimated \$ Classes \$80	Estimated \$ Sports Leagues \$ 180	Estimated Total Classes + Sports Leagues
1	Leland R.C.	863 S. Herbert Ave, San Pedro, CA 90731	Pacific	15	0	\$ -	\$ -
2	Montecito Heights R.C.	4545 Homer St., Los Angeles, CA 90031	Metro	1	66	\$ 3,440	\$ 11,880 \$ 15,320
3	Lakeview Terrace R.C.	11075 Foothill Blvd, Lakeview Terrace, CA 91342	Valley	7	70	\$ 4,480	\$ 12,600 \$ 17,080
4	Panorama City R.C.	8600 Hazeltine Ave., Panorama City, CA 91402	Valley	6	47	\$ 4,880	\$ 8,460 \$ 13,340
5	Sunland R.C.	8651 Foothill Blvd, Sunland, CA 91040	Valley	7	52	\$ 10,160	\$ 9,360 \$ 19,520
6	Elysian Valley R.C.	1811 Ripple St., Los Angeles, CA 90039	Metro	13	4	\$ 1,360	\$ 720 \$ 2,080
7	Culver Slauson R.C.	5072 S. Slauson Ave., Culver City, CA 90230	Pacific	11	2	\$ -	\$ 360 360
8	Westwood R.C.	1350 S. Sepulveda Blvd, Los Angeles, CA 90025	Valley	5	40	\$ 2,320	\$ 7,200 9,520
9	Poinsettia R.C.	7341 Willoughby Ave, Los Angeles, CA 90046	Metro	5	3	\$ 640	\$ 540 1,180
10	Yosemite R.C.	1840 Yosemite Dr., Los Angeles, CA 90041	Metro	14	33	\$ 240	\$ 5,940 6,180
11	Stoner R.C.	1835 Stoner Ave., Los Angeles, CA 90025	Valley	11	9	\$ 800	\$ 1,620 2,420
12	Granada Hills R.C.	16730 Chatsworth St., Granada Hills, CA 91344	Valley	12	60	\$ 2,000	\$ 10,800 12,800
13	Van Nuys Sherman Oaks R.C.	14201 Huston St., Sherman Oaks, CA 91423	Valley	2	33	\$ 800	\$ 5,940 6,740
14	Branford R.C.	13306 Branford St., Arleta, CA 91331	Valley	6	43	\$ -	\$ 7,740 7,740
15	Woodland Hills R.C.	5858 Shoup Ave., Woodland Hills, CA 91367	Valley	3	47	\$ 2,960	\$ 8,460 11,420
16	Winnetka R.C.	8401 Winnetka Ave., Winnetka, CA 91306	Valley	3	37	\$ 1,760	\$ 6,660 8,420
17	Peck Park Community Center	560 North Western Ave., San Pedro, CA 90732	Pacific	15	15	\$ -	\$ 2,700 2,700
18	North Weddington R.C.	10844 Acama St., Studio City, CA 91602	Valley	2	0	\$ 160	\$ - 160
19	Studio City R.C.	12621 Rye St., Studio City, CA 91604	Valley	2	38	\$ 240	\$ 6,840 7,080
20	Westchester R.C.	7000 W. Manchester Ave., Los Angeles, CA 90045	Pacific	11	28	\$ -	\$ 5,040 5,040
21	Tarzana R.C.	5655 Vanalden Ave., Tarzana, CA 91356	Valley	3	37	\$ 240	\$ 6,660 6,900
22	Northridge R.C.	18300 Lemarsh St., Northridge, CA 91324	Valley	12	34	\$ 1,200	\$ 6,120 7,320
23	Robertson R.C.	1641 Preuss Rd., Los Angeles, CA 90035	Pacific	5	0	\$ -	\$ - 0
24	Chatsworth Park South	22360 Devonshire St., Chatsworth, CA 91311	Valley	12	0	\$ 80	\$ - 80
25	Carlin G. Smith R.C.	511 West Ave 46, Los Angeles, CA 90065	Metro	1	0	\$ 160	\$ - 160
26	Mar Vista R.C.	11430 Woodbine Ave., Los Angeles, CA 90066	Valley	11	51	\$ 480	\$ 9,180 9,660
27	Eagle Rock R.C.	1100 Eagle Vista Dr., Los Angeles, CA 90041	Metro	14	34	\$ 320	\$ 6,120 6,440
28	Shadow Ranch R.C.	22633 Vanowen St, West Hills, CA 91307	Valley	12	0	\$ 1,120	\$ - 1,120
29	Pan Pacific Park R.C.	7600 Beverly Blvd., Los Angeles, CA 90036	Metro	4	29	\$ 400	\$ 5,220 5,620
30	Mason Park R.C.	10500 Mason Ave, Chatsworth, CA 91311	Valley	12	23	\$ 1,040	\$ 4,140 5,180
31	Balboa Sports Complex	17015 Burbank Blvd., Encino, CA 91316	Valley	6	63	\$ 1,200	\$ 11,340 12,540
32	Silver Lake R.C.	1850 West Silver Lake Dr., Los Angeles, CA 90026	Metro	13	19	\$ 800	\$ 3,420 4,220

Fall 2021 Estimated Enrollment Totals			
Estimated Total Enrollment	Estimated Enrollment - Classes	Estimated Enrollment - Sports Leagues	Estimated \$ Classes \$80
0	0	0	\$ -
61	0	61	\$ -
76	67	9	\$ 5,360
71	44	27	\$ 3,520
26	26	0	\$ 2,080
44	0	44	\$ -
1	1	0	\$ 80
2	2	0	\$ 160
11	9	2	\$ 720
29	6	23	\$ 480
8	8	0	\$ 640
16	5	11	\$ 400
49	12	37	\$ 960
7	7	0	\$ 560
1	0	1	\$ -
6	2	4	\$ 160
2	2	0	\$ 160
12	0	12	\$ -
17	14	3	\$ 1,120
12	0	12	\$ -
2	2	0	\$ 160
0	0	0	\$ -
0	0	0	\$ -
2	2	0	\$ 160
4	4	0	\$ 320
0	0	0	\$ -
1	1	0	\$ 80
5	5	0	\$ 400
15	9	6	\$ 720
3	0	3	\$ -
11	11	0	\$ 880
3	3	0	\$ 240

**PROJECT PLAN
YOUTH SPORTS/FITNESS PROGRAM**



Attachment 3a: Detail Recreation Centers

DOCUMENT NO.: LA28-002
FISCAL YEAR: 2021/2022

RECREATION CENTERS - Non pre-qualified (with self certification)							
Summer 2021 Estimated Enrollment Totals							
Facility	Address	Region	CD	Estimated Enrollment - Sports Leagues	Estimated \$ Classes \$80	Estimated \$ Sports Leagues \$ 180	Estimated Total Classes + Sports Leagues
33	Barrington R.C. 333 S. Barrington Ave., Los Angeles, CA 90049	Valley	11	25	\$ 640	\$ 4,500	5,140
34	Oakwood R.C. 767 California Ave, Venice, CA 90291	Valley	11	7	\$ 160	\$ 1,260	1,420
35	Encino Community Center 4935 Balboa Blvd, Encino, CA 91316	Valley	5	0	\$ 720	\$ -	720
36	Palms R.C. 2950 Overland Ave., Los Angeles, CA 90064	Valley	5	6	\$ 80	\$ 1,080	1,160
37	Bogdanovich R.C. 1920 Cumbre Drive, San Pedro, CA 90732	Pacific	15	0	\$ -	\$ -	0
38	Penmar R.C. 1341 Lake St, Los Angeles, CA 90291	Valley	11	36	\$ 80	\$ 6,480	6,560
39	Rustic Canyon R.C. 601 Latimer Rd., Santa Monica, CA 90402	Valley	11	0	\$ 80	\$ -	80
40	Palisades R.C. 851 Alma Real Dr., Pacific Palisades, CA 90272	Valley	11	49	\$ 320	\$ 8,820	9,140
41	Cheviot Hills R.C. 2551 Motor Ave., Los Angeles, CA 90064	Valley	5	128	\$ -	\$ 23,040	23,040
42	Crestwood Hills R.C. 1000 Hanley Ave., Los Angeles, CA 90049	Valley	11	0	\$ -	\$ -	0
Subtotal Recreation Centers - Non Pre-qualified (with self certification)				1,168	\$ 45,360	\$ 210,240	\$ 255,600
Total Recreation Centers				7,555	\$ 306,720	\$ 1,359,900	\$ 1,666,620

Fall 2021 Estimated Enrollment Totals			
Estimated Total Enrollment	Estimated Enrollment - Classes	Estimated Enrollment - Sports Leagues	Estimated \$ Classes \$80
1	1	0	\$ 80
4	0	4	\$ -
0	0	0	\$ -
1	1	0	\$ 80
23	0	23	\$ -
6	4	2	\$ 320
1	1	0	\$ 80
2	2	0	\$ 160
15	15	0	\$ 1,200
0	0	0	\$ -
550	266	284	\$ 21,280
5,231	3,160	2,071	\$ 252,800

**PROJECT PLAN
YOUTH SPORTS/FITNESS PROGRAM**



Attachment 3a: Detail Recreation Centers

DOCUMENT NO.: LA28-002
FISCAL YEAR: 2021/2022

RECREATION CENTERS - Non pre-qualified (with self certification)					
Facility	Address	Region	CD	Estimated \$ Sports Leagues \$ 180	Estimated Total Classes + Sports Leagues
1 Leland R.C.	863 S. Herbert Ave, San Pedro, CA 90731	Pacific	15	\$ -	\$ -
2 Montecito Heights R.C.	4545 Homer St., Los Angeles, CA 90031	Metro	1	\$ 10,980	\$ 10,980
3 Lakeview Terrace R.C.	11075 Foothill Blvd, Lakeview Terrace, CA 91342	Valley	7	\$ 1,620	\$ 6,980
4 Panorama City R.C.	8600 Hazeltine Ave., Panorama City, CA 91402	Valley	6	\$ 4,860	\$ 8,380
5 Sunland R.C.	8651 Foothill Blvd, Sunland, CA 91040	Valley	7	\$ -	\$ 2,080
6 Elysian Valley R.C.	1811 Ripple St., Los Angeles, CA 90039	Metro	13	\$ 7,920	\$ 7,920
7 Culver Slauson R.C.	5072 S. Slauson Ave., Culver City, CA 90230	Pacific	11	\$ -	80
8 Westwood R.C.	1350 S. Sepulveda Blvd, Los Angeles, CA 90025	Valley	5	\$ -	160
9 Poinsettia R.C.	7341 Willoughby Ave, Los Angeles, CA 90046	Metro	5	\$ 360	1,080
10 Yosemite R.C.	1840 Yosemite Dr., Los Angeles, CA 90041	Metro	14	\$ 4,140	4,620
11 Stoner R.C.	1835 Stoner Ave., Los Angeles, CA 90025	Valley	11	\$ -	640
12 Granada Hills R.C.	16730 Chatsworth St., Granada Hills, CA 91344	Valley	12	\$ 1,980	2,380
13 Van Nuys Sherman Oaks R.C.	14201 Huston St., Sherman Oaks, CA 91423	Valley	2	\$ 6,660	7,620
14 Branford R.C.	13306 Branford St., Arleta, CA 91331	Valley	6	\$ -	560
15 Woodland Hills R.C.	5858 Shoup Ave., Woodland Hills, CA 91367	Valley	3	\$ 180	180
16 Winnetka R.C.	8401 Winnetka Ave., Winnetka, CA 91306	Valley	3	\$ 720	880
17 Peck Park Community Center	560 North Western Ave., San Pedro, CA 90732	Pacific	15	\$ -	160
18 North Weddington R.C.	10844 Acama St., Studio City, CA 91602	Valley	2	\$ 2,160	2,160
19 Studio City R.C.	12621 Rye St., Studio City, CA 91604	Valley	2	\$ 540	1,660
20 Westchester R.C.	7000 W. Manchester Ave., Los Angeles, CA 90045	Pacific	11	\$ 2,160	2,160
21 Tarzana R.C.	5655 Vanalden Ave., Tarzana, CA 91356	Valley	3	\$ -	160
22 Northridge R.C.	18300 Lemarsh St., Northridge, CA 91324	Valley	12	\$ -	0
23 Robertson R.C.	1641 Preuss Rd., Los Angeles, CA 90035	Pacific	5	\$ -	0
24 Chatsworth Park South	22360 Devonshire St., Chatsworth, CA 91311	Valley	12	\$ -	160
25 Carlin G. Smith R.C.	511 West Ave 46, Los Angeles, CA 90065	Metro	1	\$ -	320
26 Mar Vista R.C.	11430 Woodbine Ave., Los Angeles, CA 90066	Valley	11	\$ -	0
27 Eagle Rock R.C.	1100 Eagle Vista Dr., Los Angeles, CA 90041	Metro	14	\$ -	80
28 Shadow Ranch R.C.	22633 Vanowen St, West Hills, CA 91307	Valley	12	\$ -	400
29 Pan Pacific Park R.C.	7600 Beverly Blvd., Los Angeles, CA 90036	Metro	4	\$ 1,080	1,800
30 Mason Park R.C.	10500 Mason Ave, Chatsworth, CA 91311	Valley	12	\$ 540	540
31 Balboa Sports Complex	17015 Burbank Blvd., Encino, CA 91316	Valley	6	\$ -	880
32 Silver Lake R.C.	1850 West Silver Lake Dr., Los Angeles, CA 90026	Metro	13	\$ -	240

Winter 2022 Estimated Enrollment Totals					
Estimated Total Enrollment	Estimated Enrollment - Classes	Estimated Enrollment - Sports Leagues	Estimated \$ Classes \$80	Estimated \$ Sports Leagues \$ 180	Estimated Total Classes + Sports Leagues
0	0	0	\$ -	\$ -	\$ -
125	56	69	\$ 4,480	\$ 12,420	\$ 16,900
127	63	64	\$ 5,040	\$ 11,520	\$ 16,560
84	50	34	\$ 4,000	\$ 6,120	\$ 10,120
126	105	21	\$ 8,400	\$ 3,780	\$ 12,180
35	0	35	\$ -	\$ 6,300	\$ 6,300
0	0	0	\$ -	\$ -	0
56	30	26	\$ 2,400	\$ 4,680	7,080
14	8	6	\$ 640	\$ 1,080	1,720
41	6	35	\$ 480	\$ 6,300	6,780
19	9	10	\$ 720	\$ 1,800	2,520
42	7	35	\$ 560	\$ 6,300	6,860
53	17	36	\$ 1,360	\$ 6,480	7,840
20	1	19	\$ 80	\$ 3,420	3,500
119	19	100	\$ 1,520	\$ 18,000	19,520
38	13	25	\$ 1,040	\$ 4,500	5,540
16	1	15	\$ 80	\$ 2,700	2,780
30	0	30	\$ -	\$ 5,400	5,400
59	13	46	\$ 1,040	\$ 8,280	9,320
36	0	36	\$ -	\$ 6,480	6,480
20	3	17	\$ 240	\$ 3,060	3,300
50	5	45	\$ 400	\$ 8,100	8,500
0	0	0	\$ -	\$ -	0
3	2	1	\$ 160	\$ 180	340
4	4	0	\$ 320	\$ -	320
51	11	40	\$ 880	\$ 7,200	8,080
21	5	16	\$ 400	\$ 2,880	3,280
11	11	0	\$ 880	\$ -	880
51	11	40	\$ 880	\$ 7,200	8,080
81	14	67	\$ 1,120	\$ 12,060	13,180
55	14	41	\$ 1,120	\$ 7,380	8,500
69	4	65	\$ 320	\$ 11,700	12,020

**PROJECT PLAN
YOUTH SPORTS/FITNESS PROGRAM**



Attachment 3a: Detail Recreation Centers

DOCUMENT NO.: LA28-002
FISCAL YEAR: 2021/2022

RECREATION CENTERS - Non pre-qualified (with self certification)					
Facility	Address	Region	CD	Estimated \$ Sports Leagues	Estimated Total Classes + Sports Leagues
33	Barrington R.C. 333 S. Barrington Ave., Los Angeles, CA 90049	Valley	11	\$ -	80
34	Oakwood R.C. 767 California Ave, Venice, CA 90291	Valley	11	\$ 720	720
35	Encino Community Center 4935 Balboa Blvd, Encino, CA 91316	Valley	5	\$ -	0
36	Palms R.C. 2950 Overland Ave., Los Angeles, CA 90064	Valley	5	\$ -	80
37	Bogdanovich R.C. 1920 Cumbre Drive, San Pedro, CA 90732	Pacific	15	\$ 4,140	4,140
38	Penmar R.C. 1341 Lake St, Los Angeles, CA 90291	Valley	11	\$ 360	680
39	Rustic Canyon R.C. 601 Latimer Rd., Santa Monica, CA 90402	Valley	11	\$ -	80
40	Palisades R.C. 851 Alma Real Dr., Pacific Palisades, CA 90272	Valley	11	\$ -	160
41	Cheviot Hills R.C. 2551 Motor Ave., Los Angeles, CA 90064	Valley	5	\$ -	1,200
42	Crestwood Hills R.C. 1000 Hanley Ave., Los Angeles, CA 90049	Valley	11	\$ -	0
Subtotal Recreation Centers - Non Pre-qualified (with self certification)				\$ 51,120	\$ 72,400
Total Recreation Centers				\$ 372,780	\$ 625,580

Winter 2022 Estimated Enrollment Totals					
Estimated Total Enrollment	Estimated Enrollment - Classes	Estimated Enrollment - Sports Leagues	Estimated \$ Classes \$80	Estimated \$ Sports Leagues \$ 180	Estimated Total Classes + Sports Leagues
40	4	36	\$ 320	\$ 6,480	6,800
10	2	8	\$ 160	\$ 1,440	1,600
7	7	0	\$ 560	\$ -	560
21	1	20	\$ 80	\$ 3,600	3,680
44	0	44	\$ -	\$ 7,920	7,920
25	4	21	\$ 320	\$ 3,780	4,100
1	1	0	\$ 80	\$ -	80
122	4	118	\$ 320	\$ 21,240	21,560
181	10	171	\$ 800	\$ 30,780	31,580
0	0	0	\$ -	\$ -	0
1,907	515	1,392	\$ 41,200	\$ 250,560	\$ 291,760
12,303	4,305	7,998	\$ 344,400	\$ 1,439,640	\$ 1,784,040

**PROJECT PLAN
YOUTH SPORTS/FITNESS PROGRAM**



Attachment 3a: Detail Recreation Centers

DOCUMENT NO.: LA28-002
FISCAL YEAR: 2021/2022

RECREATION CENTERS - Non pre-qualified (with self certification)				Spring 2022 Estimated Enrollment Totals						
Facility	Address	Region	CD	Estimated Total Enrollment	Estimated Enrollment - Classes	Estimated Enrollment - Sports Leagues	Estimated \$ Classes \$80	Estimated \$ Sports Leagues \$ 180	Estimated Total Classes + Sports Leagues	
1	Leland R.C.	863 S. Herbert Ave, San Pedro, CA 90731	Pacific	15	52	0	52	\$ -	\$ 9,360	\$ 9,360
2	Montecito Heights R.C.	4545 Homer St., Los Angeles, CA 90031	Metro	1	413	124	289	\$ 9,920	\$ 52,020	\$ 61,940
3	Lakeview Terrace R.C.	11075 Foothill Blvd, Lakeview Terrace, CA 91342	Valley	7	248	160	88	\$ 12,800	\$ 15,840	\$ 28,640
4	Panorama City R.C.	8600 Hazeltine Ave., Panorama City, CA 91402	Valley	6	166	96	70	\$ 7,680	\$ 12,600	\$ 20,280
5	Sunland R.C.	8651 Foothill Blvd, Sunland, CA 91040	Valley	7	382	266	116	\$ 21,280	\$ 20,880	\$ 42,160
6	Elysian Valley R.C.	1811 Ripple St., Los Angeles, CA 90039	Metro	13	206	59	147	\$ 4,720	\$ 26,460	\$ 31,180
7	Culver Slauson R.C.	5072 S. Slauson Ave., Culver City, CA 90230	Pacific	11	0	0	0	\$ -	\$ -	0
8	Westwood R.C.	1350 S. Sepulveda Blvd, Los Angeles, CA 90025	Valley	5	62	35	27	\$ 2,800	\$ 4,860	7,660
9	Poinsettia R.C.	7341 Willoughby Ave, Los Angeles, CA 90046	Metro	5	13	7	6	\$ 560	\$ 1,080	1,640
10	Yosemite R.C.	1840 Yosemite Dr., Los Angeles, CA 90041	Metro	14	38	6	32	\$ 480	\$ 5,760	6,240
11	Stoner R.C.	1835 Stoner Ave., Los Angeles, CA 90025	Valley	11	10	3	7	\$ 240	\$ 1,260	1,500
12	Granada Hills R.C.	16730 Chatsworth St., Granada Hills, CA 91344	Valley	12	72	17	55	\$ 1,360	\$ 9,900	11,260
13	Van Nuys Sherman Oaks R.C.	14201 Huston St., Sherman Oaks, CA 91423	Valley	2	44	2	42	\$ 160	\$ 7,560	7,720
14	Branford R.C.	13306 Branford St., Arleta, CA 91331	Valley	6	30	0	30	\$ -	\$ 5,400	5,400
15	Woodland Hills R.C.	5858 Shoup Ave., Woodland Hills, CA 91367	Valley	3	56	20	36	\$ 1,600	\$ 6,480	8,080
16	Winnetka R.C.	8401 Winnetka Ave., Winnetka, CA 91306	Valley	3	33	9	24	\$ 720	\$ 4,320	5,040
17	Peck Park Community Center	560 North Western Ave., San Pedro, CA 90732	Pacific	15	21	2	19	\$ 160	\$ 3,420	3,580
18	North Weddington R.C.	10844 Acama St., Studio City, CA 91602	Valley	2	37	1	36	\$ 80	\$ 6,480	6,560
19	Studio City R.C.	12621 Rye St., Studio City, CA 91604	Valley	2	34	4	30	\$ 320	\$ 5,400	5,720
20	Westchester R.C.	7000 W. Manchester Ave., Los Angeles, CA 90045	Pacific	11	9	0	9	\$ -	\$ 1,620	1,620
21	Tarzana R.C.	5655 Vanalden Ave., Tarzana, CA 91356	Valley	3	27	3	24	\$ 240	\$ 4,320	4,560
22	Northridge R.C.	18300 Lemarsh St., Northridge, CA 91324	Valley	12	88	7	81	\$ 560	\$ 14,580	15,140
23	Robertson R.C.	1641 Preuss Rd., Los Angeles, CA 90035	Pacific	5	0	0	0	\$ -	\$ -	0
24	Chatsworth Park South	22360 Devonshire St., Chatsworth, CA 91311	Valley	12	4	3	1	\$ 240	\$ 180	420
25	Carlin G. Smith R.C.	511 West Ave 46, Los Angeles, CA 90065	Metro	1	2	2	0	\$ 160	\$ -	160
26	Mar Vista R.C.	11430 Woodbine Ave., Los Angeles, CA 90066	Valley	11	72	5	67	\$ 400	\$ 12,060	12,460
27	Eagle Rock R.C.	1100 Eagle Vista Dr., Los Angeles, CA 90041	Metro	14	33	9	24	\$ 720	\$ 4,320	5,040
28	Shadow Ranch R.C.	22633 Vanowen St, West Hills, CA 91307	Valley	12	11	11	0	\$ 880	\$ -	880
29	Pan Pacific Park R.C.	7600 Beverly Blvd., Los Angeles, CA 90036	Metro	4	41	12	29	\$ 960	\$ 5,220	6,180
30	Mason Park R.C.	10500 Mason Ave, Chatsworth, CA 91311	Valley	12	24	23	1	\$ 1,840	\$ 180	2,020
31	Balboa Sports Complex	17015 Burbank Blvd., Encino, CA 91316	Valley	6	47	19	28	\$ 1,520	\$ 5,040	6,560
32	Silver Lake R.C.	1850 West Silver Lake Dr., Los Angeles, CA 90026	Metro	13	18	8	10	\$ 640	\$ 1,800	2,440

Estimated Total Enrollment	Estimated Enrollment - Classes
52	0
708	223
577	346
429	251
713	524
306	76
3	1
189	96
49	32
144	21
56	30
215	54
189	41
100	8
260	76
136	46
54	5
81	3
151	34
85	0
89	11
187	27
0	0
10	8
12	12
180	22
93	19
41	41
141	37
144	50
191	59
119	25

PROJECT PLAN
YOUTH SPORTS/FITNESS PROGRAM



Attachment 3a: Detail Recreation Centers

DOCUMENT NO.: LA28-002
FISCAL YEAR: 2021/2022

RECREATION CENTERS - Non pre-qualified (with self certification)				Spring 2022 Estimated Enrollment Totals					
Facility	Address	Region	CD	Estimated Total Enrollment	Estimated Enrollment - Classes	Estimated Enrollment - Sports Leagues	Estimated \$ Classes \$80	Estimated \$ Sports Leagues \$ 180	Estimated Total Classes + Sports Leagues
33	Barrington R.C. 333 S. Barrington Ave., Los Angeles, CA 90049	Valley	11	28	3	25	\$ 240	\$ 4,500	4,740
34	Oakwood R.C. 767 California Ave, Venice, CA 90291	Valley	11	5	0	5	\$ -	\$ 900	900
35	Encino Community Center 4935 Balboa Blvd, Encino, CA 91316	Valley	5	13	13	0	\$ 1,040	\$ -	1,040
36	Palms R.C. 2950 Overland Ave., Los Angeles, CA 90064	Valley	5	1	1	0	\$ 80	\$ -	80
37	Bogdanovich R.C. 1920 Cumbre Drive, San Pedro, CA 90732	Pacific	15	23	0	23	\$ -	\$ 4,140	4,140
38	Penmar R.C. 1341 Lake St, Los Angeles, CA 90291	Valley	11	24	1	23	\$ 80	\$ 4,140	4,220
39	Rustic Canyon R.C. 601 Latimer Rd., Santa Monica, CA 90402	Valley	11	2	2	0	\$ 160	\$ -	160
40	Palisades R.C. 851 Alma Real Dr., Pacific Palisades, CA 90272	Valley	11	30	12	18	\$ 960	\$ 3,240	4,200
41	Cheviot Hills R.C. 2551 Motor Ave., Los Angeles, CA 90064	Valley	5	21	21	0	\$ 1,680	\$ -	1,680
42	Crestwood Hills R.C. 1000 Hanley Ave., Los Angeles, CA 90049	Valley	11	0	0	0	\$ -	\$ -	0
Subtotal Recreation Centers - Non Pre-qualified (with self certification)				2,440	966	1,474	\$ 77,280	\$ 265,320	\$ 342,600
Total Recreation Centers				23,175	8,086	15,089	\$ 646,880	\$ 2,716,020	\$ 3,362,900

Estimated Total Enrollment	Estimated Enrollment - Classes
102	16
28	4
29	29
30	4
90	0
92	10
5	5
207	22
345	46
0	0
6,632	2,314
52,098	19,385

PROJECT PLAN
YOUTH SPORTS/FITNESS PROGRAM



Attachment 3a: Detail Recreation Centers

DOCUMENT NO.: LA28-002
FISCAL YEAR: 2021/2022

RECREATION CENTERS - Non pre-qualified (with self certification)								
FY 2021/2022								
Estimated Enrollment Totals								
Facility	Address	Region	CD	Estimated Enrollment - Sports Leagues	Estimated \$ Classes \$80	Estimated \$ Sports Leagues \$ 180	Estimated Total Classes + Sports Leagues	
1	Leland R.C.	863 S. Herbert Ave, San Pedro, CA 90731	Pacific	15	52	\$ -	\$ 9,360	\$ 9,360
2	Montecito Heights R.C.	4545 Homer St., Los Angeles, CA 90031	Metro	1	485	\$ 17,840	\$ 87,300	\$ 105,140
3	Lakeview Terrace R.C.	11075 Foothill Blvd, Lakeview Terrace, CA 91342	Valley	7	231	\$ 27,680	\$ 41,580	\$ 69,260
4	Panorama City R.C.	8600 Hazeltine Ave., Panorama City, CA 91402	Valley	6	178	\$ 20,080	\$ 32,040	\$ 52,120
5	Sunland R.C.	8651 Foothill Blvd, Sunland, CA 91040	Valley	7	189	\$ 41,920	\$ 34,020	\$ 75,940
6	Elysian Valley R.C.	1811 Ripple St., Los Angeles, CA 90039	Metro	13	230	\$ 6,080	\$ 41,400	\$ 47,480
7	Culver Slauson R.C.	5072 S. Slauson Ave., Culver City, CA 90230	Pacific	11	2	\$ 80	\$ 360	\$ 440
8	Westwood R.C.	1350 S. Sepulveda Blvd, Los Angeles, CA 90025	Valley	5	93	\$ 7,680	\$ 16,740	\$ 24,420
9	Poinsettia R.C.	7341 Willoughby Ave, Los Angeles, CA 90046	Metro	5	17	\$ 2,560	\$ 3,060	\$ 5,620
10	Yosemite R.C.	1840 Yosemite Dr., Los Angeles, CA 90041	Metro	14	123	\$ 1,680	\$ 22,140	\$ 23,820
11	Stoner R.C.	1835 Stoner Ave., Los Angeles, CA 90025	Valley	11	26	\$ 2,400	\$ 4,680	\$ 7,080
12	Granada Hills R.C.	16730 Chatsworth St., Granada Hills, CA 91344	Valley	12	161	\$ 4,320	\$ 28,980	\$ 33,300
13	Van Nuys Sherman Oaks R.C.	14201 Huston St., Sherman Oaks, CA 91423	Valley	2	148	\$ 3,280	\$ 26,640	\$ 29,920
14	Branford R.C.	13306 Branford St., Arleta, CA 91331	Valley	6	92	\$ 640	\$ 16,560	\$ 17,200
15	Woodland Hills R.C.	5858 Shoup Ave., Woodland Hills, CA 91367	Valley	3	184	\$ 6,080	\$ 33,120	\$ 39,200
16	Winnetka R.C.	8401 Winnetka Ave., Winnetka, CA 91306	Valley	3	90	\$ 3,680	\$ 16,200	\$ 19,880
17	Peck Park Community Center	560 North Western Ave., San Pedro, CA 90732	Pacific	15	49	\$ 400	\$ 8,820	\$ 9,220
18	North Weddington R.C.	10844 Acama St., Studio City, CA 91602	Valley	2	78	\$ 240	\$ 14,040	\$ 14,280
19	Studio City R.C.	12621 Rye St., Studio City, CA 91604	Valley	2	117	\$ 2,720	\$ 21,060	\$ 23,780
20	Westchester R.C.	7000 W. Manchester Ave., Los Angeles, CA 90045	Pacific	11	85	\$ -	\$ 15,300	\$ 15,300
21	Tarzana R.C.	5655 Vanalden Ave., Tarzana, CA 91356	Valley	3	78	\$ 880	\$ 14,040	\$ 14,920
22	Northridge R.C.	18300 Lemarsh St., Northridge, CA 91324	Valley	12	160	\$ 2,160	\$ 28,800	\$ 30,960
23	Robertson R.C.	1641 Preuss Rd., Los Angeles, CA 90035	Pacific	5	0	\$ -	\$ -	\$ -
24	Chatsworth Park South	22360 Devonshire St., Chatsworth, CA 91311	Valley	12	2	\$ 640	\$ 360	\$ 1,000
25	Carlin G. Smith R.C.	511 West Ave 46, Los Angeles, CA 90065	Metro	1	0	\$ 960	\$ -	\$ 960
26	Mar Vista R.C.	11430 Woodbine Ave., Los Angeles, CA 90066	Valley	11	158	\$ 1,760	\$ 28,440	\$ 30,200
27	Eagle Rock R.C.	1100 Eagle Vista Dr., Los Angeles, CA 90041	Metro	14	74	\$ 1,520	\$ 13,320	\$ 14,840
28	Shadow Ranch R.C.	22633 Vanowen St, West Hills, CA 91307	Valley	12	0	\$ 3,280	\$ -	\$ 3,280
29	Pan Pacific Park R.C.	7600 Beverly Blvd., Los Angeles, CA 90036	Metro	4	104	\$ 2,960	\$ 18,720	\$ 21,680
30	Mason Park R.C.	10500 Mason Ave, Chatsworth, CA 91311	Valley	12	94	\$ 4,000	\$ 16,920	\$ 20,920
31	Balboa Sports Complex	17015 Burbank Blvd., Encino, CA 91316	Valley	6	132	\$ 4,720	\$ 23,760	\$ 28,480
32	Silver Lake R.C.	1850 West Silver Lake Dr., Los Angeles, CA 90026	Metro	13	94	\$ 2,000	\$ 16,920	\$ 18,920

PROJECT PLAN
YOUTH SPORTS/FITNESS PROGRAM



Attachment 3a: Detail Recreation Centers

DOCUMENT NO.: LA28-002
FISCAL YEAR: 2021/2022

FY 2021/2022								
RECREATION CENTERS - Non pre-qualified (with self certification)								
Estimated Enrollment Totals								
Facility	Address	Region	CD	Estimated Enrollment - Sports Leagues	Estimated \$ Classes \$80	Estimated \$ Sports Leagues \$ 180	Estimated Total Classes + Sports Leagues	
33	Barrington R.C.	333 S. Barrington Ave., Los Angeles, CA 90049	Valley	11	86	\$ 1,280	\$ 15,480	\$ 16,760
34	Oakwood R.C.	767 California Ave, Venice, CA 90291	Valley	11	24	\$ 320	\$ 4,320	\$ 4,640
35	Encino Community Center	4935 Balboa Blvd, Encino, CA 91316	Valley	5	0	\$ 2,320	\$ -	\$ 2,320
36	Palms R.C.	2950 Overland Ave., Los Angeles, CA 90064	Valley	5	26	\$ 320	\$ 4,680	\$ 5,000
37	Bogdanovich R.C.	1920 Cumbre Drive, San Pedro, CA 90732	Pacific	15	90	\$ -	\$ 16,200	\$ 16,200
38	Penmar R.C.	1341 Lake St, Los Angeles, CA 90291	Valley	11	82	\$ 800	\$ 14,760	\$ 15,560
39	Rustic Canyon R.C.	601 Latimer Rd., Santa Monica, CA 90402	Valley	11	0	\$ 400	\$ -	\$ 400
40	Palisades R.C.	851 Alma Real Dr., Pacific Palisades, CA 90272	Valley	11	185	\$ 1,760	\$ 33,300	\$ 35,060
41	Cheviot Hills R.C.	2551 Motor Ave., Los Angeles, CA 90064	Valley	5	299	\$ 3,680	\$ 53,820	\$ 57,500
42	Crestwood Hills R.C.	1000 Hanley Ave., Los Angeles, CA 90049	Valley	11	0	\$ -	\$ -	\$ -
Subtotal Recreation Centers - Non Pre-qualified (with self certification)					4,318	\$ 185,120	\$ 777,240	\$ 962,360
Total Recreation Centers					32,713	\$ 1,550,800	\$ 5,888,340	\$ 7,439,140

**PROJECT PLAN
YOUTH SPORT PARTNERSHIP**



Attachment 3b: Rec Centers Activity

DOCUMENT NO.: LA28-002
FISCAL YEAR: 2021/2022

RECREATION CENTERS - Pre Qualified	CLASSES																	LEAGUES							Grand Total				
	CLASSES													CLINICS				Total Classes	LEAGUES										
	Badminton	Boxing	Cheer	Dance	Dodgeball	Fitness/Exercise	Golf	Gymnastics	Kickball	Martial Arts	Tennis	Track & Field	Subtotal	Baseball	Basketball	Flag Football	Soccer/Futsal		Softball	Volleyball	Baseball	Basketball	Flag Football	Roller Hockey		Soccer/Futsal	Softball	Volleyball	Total Leagues
1 Hoover R.C.	-	-	-	105	-	-	-	-	164	-	-	269	-	-	-	-	-	-	269	-	-	-	-	92	-	4	96	365	
2 Expo Center/Roy Anderson R.C.	-	-	-	25	-	23	-	42	-	132	-	19	241	-	90	5	-	-	336	31	411	59	-	1,115	-	152	1,768	2,104	
3 Macarthur Park R.C.	-	-	-	28	-	-	-	-	-	-	-	-	28	-	17	-	38	-	83	-	-	-	-	7	-	-	7	90	
4 Toberman R.C.	-	-	41	-	-	3	-	4	-	-	-	-	48	18	37	6	2	6	117	26	66	6	-	-	18	6	122	239	
5 Algin Sutton R.C.	-	-	11	9	-	4	-	-	-	-	-	-	24	-	6	-	3	-	33	84	81	-	-	127	26	-	318	351	
6 109th Street R.C.	-	-	30	16	-	16	-	14	-	2	8	-	86	-	-	-	27	-	120	35	43	-	-	78	12	-	168	288	
7 South Park R.C.	-	1	-	-	-	-	-	-	-	-	-	-	1	-	-	-	427	-	428	18	-	-	-	-	-	-	-	18	446
8 Alpine R.C.	-	-	-	323	4	-	-	-	21	20	-	-	368	-	92	-	-	-	460	-	260	-	-	-	-	62	322	782	
9 Hollenbeck Park R.C.	-	-	-	155	-	2	-	131	-	60	-	-	348	-	-	-	-	-	348	-	-	-	-	-	-	-	-	348	
10 Slauson R.C.	-	-	-	-	-	-	-	-	-	-	-	-	-	-	-	-	32	-	32	13	37	8	-	74	24	-	156	188	
11 Gilbert Lindsay R.C.	-	-	-	-	-	1	-	-	-	-	-	-	1	-	-	-	-	-	1	-	-	-	-	-	-	-	-	1	
12 Lafayette MultiPurpose Community Center	-	-	-	121	-	5	-	-	15	-	-	-	141	-	5	-	-	-	175	-	22	-	-	25	-	19	66	241	
13 Hazard Park R.C.	-	-	-	-	-	-	-	-	-	-	-	-	-	-	2	-	-	-	2	126	109	-	-	29	60	2	326	328	
14 Trinity R.C.	4	-	-	40	-	7	-	5	-	2	-	-	58	-	18	-	-	-	76	5	26	-	-	40	-	-	71	147	
15 Mount Carmel R.C.	-	18	60	68	-	-	-	-	81	-	-	-	227	-	8	-	27	-	262	-	38	-	-	25	-	1	64	326	
16 Lincoln Heights R.C.	-	-	-	-	-	-	-	-	-	-	-	-	-	-	2	-	-	-	2	7	94	-	-	110	-	27	238	240	
17 Central R.C.	-	-	14	4	-	11	-	-	6	-	4	-	39	-	31	5	6	1	82	48	54	7	-	132	36	-	277	359	
18 Downey R.C.	-	-	-	9	-	3	-	26	-	-	-	-	38	-	1	-	47	-	86	70	90	-	-	64	11	56	291	377	
19 Van Ness R.C.	-	-	9	54	-	23	-	-	19	13	-	-	118	-	76	1	13	11	222	140	109	59	-	-	8	-	316	538	
20 State Street R.C.	-	-	8	1	-	1	-	283	1	61	1	-	356	-	-	-	-	-	356	60	172	9	-	132	45	60	478	834	
21 Evergreen R.C.	-	-	-	30	-	-	-	4	-	-	-	-	34	-	5	-	36	12	87	260	323	-	-	13	71	25	692	779	
22 Wilmington R.C.	-	-	20	-	-	-	-	-	-	-	-	-	20	-	-	5	-	-	26	83	60	2	-	17	60	46	268	294	
23 Lincoln Park R.C.	-	4	-	57	-	1	-	138	-	-	-	-	200	-	-	-	-	-	200	155	51	1	-	46	-	-	253	453	
24 Green Meadows R.C.	-	-	-	-	-	-	-	-	-	-	-	-	-	-	-	-	-	-	-	17	34	6	-	14	17	2	90	90	
25 Seoul International Park	-	-	-	-	-	-	-	-	-	-	-	-	-	24	47	-	41	19	131	59	136	-	-	316	37	12	560	691	
26 Wabash R.C.	-	-	-	-	-	-	-	5	-	-	-	-	5	-	-	-	-	-	5	70	154	-	-	107	40	7	378	383	
27 Normandie R.C.	-	-	-	-	-	-	-	-	-	-	-	-	-	-	-	-	-	-	-	229	142	-	-	2	-	11	384	384	
28 Lemon Grove R.C.	-	-	-	50	-	18	-	12	-	238	-	-	318	-	-	-	-	-	318	80	27	-	-	-	25	-	132	450	
29 Loren Miller R.C.	-	8	15	-	-	-	-	4	-	-	19	-	46	-	-	-	94	-	140	-	-	-	-	131	-	-	131	271	
30 Sepulveda R.C.	-	-	-	1	-	-	-	2	-	96	-	-	99	-	-	-	1	27	134	84	17	-	-	-	15	26	142	276	
31 Costello R.C.	-	-	20	92	-	1	-	25	-	53	-	-	191	3	12	3	18	-	233	109	58	11	-	36	21	27	262	495	
32 Jackie Tatum Harvard R.C.	-	-	22	47	-	-	-	-	-	-	-	-	69	17	55	-	-	46	13	200	123	121	-	-	144	1	34	423	623
33 Van Nuys R.C.	-	-	-	55	-	5	-	-	-	-	-	-	60	3	156	51	716	-	1,007	3	51	-	-	421	-	1	476	1,483	
34 Denker R.C.	-	-	12	22	-	-	-	-	-	-	-	-	34	8	14	-	18	-	97	66	96	-	-	67	14	25	268	365	
35 South Seas House	-	-	-	41	-	-	-	-	-	-	-	-	41	-	-	-	2	-	45	-	-	-	-	-	-	-	-	45	
36 Pecan R.C.	-	-	-	-	-	-	-	-	1	-	-	-	1	-	-	-	-	-	1	154	181	-	-	157	64	79	635	636	
37 North Hills Community Park	-	-	-	-	-	-	-	-	-	-	-	-	-	-	-	-	-	-	-	-	-	-	-	165	-	-	165	165	
38 Ross Snyder R.C.	-	-	-	-	-	-	-	-	-	-	-	-	-	-	-	-	-	-	-	123	94	34	-	-	13	7	271	271	
39 Lincoln Heights Youth Center	-	81	-	-	16	-	-	64	-	211	-	-	372	-	-	-	-	-	372	-	-	-	63	-	-	-	63	435	
40 Fred Roberts R.C.	-	-	4	14	-	-	-	-	79	-	-	-	97	-	-	-	59	-	213	5	18	1	-	22	-	1	47	260	
41 E. Wilmington Greenbelt Community Center	-	-	-	-	-	7	-	-	-	-	-	-	7	-	-	-	6	-	13	-	-	-	-	-	-	-	-	13	
42 Martin Luther King, Jr. R.C.	-	-	-	139	-	-	-	-	-	-	-	-	139	-	-	-	22	-	161	34	17	14	-	84	8	-	157	318	
43 Lake Street Park	-	-	-	39	11	20	-	29	-	123	-	-	222	-	46	-	-	-	268	-	258	-	-	-	-	34	292	560	
44 Shatto R.C.	-	-	-	203	-	-	-	-	-	-	-	151	354	17	98	-	225	-	746	44	141	16	-	180	-	30	411	1,157	
45 Boyle Heights Sports Center	-	-	-	-	-	-	-	-	-	-	-	-	-	11	-	-	-	-	11	66	18	34	-	128	9	-	255	266	

**PROJECT PLAN
YOUTH SPORT PARTNERSHIP**



Attachment 3b: Rec Centers Activity

DOCUMENT NO.: LA28-002
FISCAL YEAR: 2021/2022

RECREATION CENTERS - Pre Qualified	CLASSES														LEAGUES							Grand Total															
	CLASSES													Total Classes	LEAGUES																						
	Badminton	Boxing	Cheer	Dance	Dodgeball	Fitness/Exercise	Golf	Gymnastics	Kickball	Martial Arts	Tennis	Track & Field	Subtotal		Baseball	Basketball	Flag Football	Soccer/Futsal	Softball	Volleyball	Baseball		Basketball	Flag Football	Roller Hockey	Soccer/Futsal	Softball	Volleyball	Total Leagues								
46	Andres and Maria Cardenas R.C.	-	-	-	117	-	3	-	40	-	53	-	-	213	-	-	-	-	-	-	213	-	-	-	-	-	-	-	213	-	-	-	-	-	-	-	213
47	David M. Gonzales/Pacoima R.C.	-	232	90	57	-	1	-	61	-	14	-	-	455	-	-	-	14	-	-	469	53	178	2	-	156	59	55	503	-	-	-	-	-	972		
48	Ramon Garcia R.C.	-	-	-	17	-	9	-	-	-	-	-	-	26	1	-	-	-	-	-	27	123	170	24	-	84	49	13	463	-	-	-	-	-	490		
49	Yucca Park Community Center	-	-	-	318	-	7	-	26	-	56	-	-	407	-	-	-	11	-	5	423	-	2	-	-	28	-	17	47	-	-	-	-	-	470		
50	Sun Valley R.C.	-	96	-	310	-	68	-	123	-	298	-	-	895	-	-	-	135	-	-	1,030	119	50	100	-	612	33	-	914	-	-	-	-	-	1,944		
51	Hollywood R.C.	-	-	-	6	-	-	-	-	-	-	-	-	6	19	4	12	29	-	-	70	30	7	15	-	28	-	-	80	-	-	-	-	-	150		
52	Vineyard R.C.	-	-	-	-	-	-	-	-	-	-	-	-	-	-	-	-	-	-	2	2	-	14	-	-	-	-	4	-	-	-	-	-	-	18	20	
53	Rancho Cienega Sports Complex	-	-	-	-	-	-	-	-	-	-	-	-	-	4	-	-	-	-	-	4	46	92	-	-	-	-	-	-	-	-	-	-	-	-	138	142
54	Highland Park R.C.	-	-	-	-	-	-	-	-	-	60	-	-	60	-	-	-	21	-	-	81	153	160	-	-	80	48	43	484	-	-	-	-	-	-	565	
55	Victory-Vineland R.C.	-	-	-	48	-	-	-	40	-	39	16	-	143	-	-	-	-	-	-	143	-	747	-	-	7	-	-	754	-	-	-	-	-	-	897	
56	Cypress Park R.C.	-	-	85	18	-	4	-	-	-	-	-	-	107	26	39	-	-	-	-	172	121	86	-	-	56	41	-	304	-	-	-	-	-	-	476	
57	Hubert Humphrey R.C.	-	-	62	66	9	2	-	47	-	59	-	-	245	4	13	-	20	44	14	340	115	141	25	-	448	75	154	958	-	-	-	-	-	-	1,298	
58	Bellevue R.C.	-	-	-	37	30	82	-	-	-	-	-	-	149	1	10	-	-	-	-	160	129	155	-	-	112	38	1	435	-	-	-	-	-	-	595	
59	Rose Hill R.C.	-	-	-	2	-	-	-	-	-	-	-	-	2	6	11	-	77	2	-	98	92	41	-	-	93	28	-	254	-	-	-	-	-	-	352	
60	Rio de Los Angeles State Park	-	-	5	72	-	11	-	175	-	-	25	-	288	4	-	-	57	52	4	405	58	-	-	-	4	127	-	189	-	-	-	-	-	-	594	
61	Queen Anne R.C.	-	-	-	-	-	-	-	-	-	-	123	-	123	8	50	-	-	-	24	205	125	302	-	-	93	106	-	626	-	-	-	-	-	-	831	
62	Banning R.C.	-	-	91	-	-	48	-	-	-	32	27	14	212	-	32	-	-	9	-	253	57	61	-	-	46	16	1	181	-	-	-	-	-	-	434	
63	Echo Park R.C.	-	-	40	220	-	1	-	545	-	210	31	-	1,047	-	9	-	-	-	-	1,056	191	213	75	-	167	17	-	663	-	-	-	-	-	-	1,719	
64	Glassell Park R.C.	-	-	-	9	-	-	-	3	-	-	-	-	12	-	11	-	43	-	-	66	92	90	38	-	49	-	6	275	-	-	-	-	-	-	341	
65	Stonehurst R.C.	-	-	-	25	-	5	-	-	-	6	-	-	36	-	156	-	-	9	16	217	-	25	-	-	-	1	3	29	-	-	-	-	-	-	246	
66	Sylmar Park R.C.	-	-	-	43	-	-	-	-	-	33	4	-	80	-	-	-	-	-	-	80	92	765	-	-	434	295	91	1,677	-	-	-	-	-	-	1,757	
67	El Sereno R.C.	-	-	-	-	-	1	-	-	-	29	-	-	30	-	-	-	-	-	-	30	248	307	57	-	99	92	54	857	-	-	-	-	-	-	887	
68	Rosecrans R.C.	-	-	-	-	-	-	-	-	-	-	-	-	-	130	24	-	-	-	-	154	215	143	-	-	-	23	-	381	-	-	-	-	-	-	535	
69	Chevy Chase R.C.	-	-	-	-	-	-	-	17	-	-	2	-	19	9	5	-	16	5	3	57	17	97	-	-	17	5	-	136	-	-	-	-	-	-	193	
70	Normandale R.C.	-	-	-	-	-	-	-	-	-	-	-	-	-	-	-	-	-	-	-	-	31	41	8	-	32	16	44	172	-	-	-	-	-	-	172	
71	Valley Plaza	-	-	-	-	-	1	-	35	-	83	-	-	119	-	-	-	-	-	12	131	58	158	92	-	-	24	57	389	-	-	-	-	-	-	520	
72	Reseda R.C.	-	-	-	31	-	3	-	18	-	47	39	-	138	7	48	10	85	-	-	288	193	-	-	-	75	105	-	373	-	-	-	-	-	-	661	
73	Baldwin Hills R.C.	-	-	-	13	-	13	-	-	-	-	-	-	26	15	41	-	-	47	-	129	390	398	42	-	-	184	-	1,014	-	-	-	-	-	-	1,143	
74	Fernangeles R.C.	-	-	78	286	-	5	-	80	-	149	-	30	628	33	134	24	126	37	-	982	134	334	-	-	228	106	16	818	-	-	-	-	-	-	1,800	
75	Harbor City R.C.	-	-	-	-	-	-	-	-	-	-	-	-	-	-	31	-	-	-	4	35	94	115	10	-	-	9	14	242	-	-	-	-	-	-	277	
76	St. Andrews R.C.	-	-	3	91	-	36	45	-	-	91	5	-	271	-	32	-	-	-	9	312	106	218	53	-	-	60	9	446	-	-	-	-	-	-	758	
77	Delano R.C.	-	56	49	121	-	-	-	107	-	87	-	-	420	16	6	-	-	2	-	444	34	46	12	-	236	15	44	387	-	-	-	-	-	-	831	
78	North Hollywood R.C.	-	-	-	9	-	-	-	-	-	217	3	-	229	2	30	-	-	1	-	262	41	136	-	-	73	14	46	310	-	-	-	-	-	-	572	
79	Lanark R.C.	-	22	-	84	-	1	-	30	-	82	56	-	275	52	49	-	45	-	-	421	77	152	4	-	459	2	83	777	-	-	-	-	-	-	1,198	
80	Ritchie Valens R.C.	-	-	51	182	-	10	-	25	-	55	2	-	325	-	60	8	-	-	-	393	130	424	-	-	399	141	72	1,166	-	-	-	-	-	-	1,559	
81	Jim Gilliam R.C.	-	-	-	9	-	-	-	-	-	-	-	-	9	-	12	-	-	-	-	21	23	37	-	-	8	10	-	78	-	-	-	-	-	-	99	
Grand Total		4	518	820	3,939	70	462	45	2,160	7	3,058	549	63	11,695	438	1,625	130	2,539	330	314	17,071	5,814	9,514	824	63	8,223	2,374	1,583	28,395	-	-	-	-	-	-	45,466	

**PROJECT PLAN
YOUTH SPORT PARTNERSHIP**



Attachment 4a: Detail Aquatics

DOCUMENT NO.: LA28-002
FISCAL YEAR: 2021/2022

AQUATICS - Pre-qualified				Summer 2018 (6/1/18 - 8/31/18) Actual Enrollment (Baseline) Totals				Fall 2018 (9/1/18 - 12/31/18) Actual Enrollment (Baseline) Totals			
Facility	Address	Region	CD	Actual Enrollment (Baseline) - Swim Lessons	Actual Enrollment (Baseline) Swim Team	Actual Enrollment (Baseline) Dive, Synchro, Water Polo Teams	Actual (Baseline) Total Enrollment	Actual Enrollment (Baseline) - Swim Lessons	Actual Enrollment (Baseline) Swim Team	Actual Enrollment (Baseline) Dive, Synchro, Water Polo Teams	Actual (Baseline) Total Enrollment
1 John C. Argue Swim Stadium	3980 Bill Robertson Lane, Los Angeles, CA 90037	Expo	9	2122	111	69	2,302	311	75	27	413
2 Algin Sutton Pool	8800 S. Hoover St., Los Angeles, CA 90044	Pacific	8	0			0				0
3 109th Pool	1500 E. 109th St., Los Angeles, CA 90059	Pacific	15	377	2	1	380				0
4 South Park Pool	345 East 51st St., Los Angeles, CA 90011	Pacific	9	414			414				0
5 Fremont Pool	7630 Towne Ave., Los Angeles, CA 90003	Pacific	9	640	35	28	703	205		3	208
6 Roosevelt Pool	456 S. Mathews St., Los Angeles, CA 90033	Metro	14	602	17	15	634	33	11		44
7 Central Pool	1357 East 22nd St., Los Angeles, CA 90011	Pacific	9	724	7	3	734				0
8 Van Ness Pool	5720 2nd Avenue, Los Angeles, CA 90043	Pacific	2	0			0				0
9 Downey Pool	1775 N. Spring St., Los Angeles, CA 90031	Metro	1	723			723				0
10 Lincoln Pool	3501 Valley Blvd, Los Angeles, CA 90031	Metro	1	0			0				0
11 Green Meadows Pool	431 E. 89th St., Los Angeles, CA 90003	Pacific	9	410			410				0
12 Sepulveda Pool	8737 Kester Ave., Panorama City, CA 91402	Valley	6	1024			1,024				0
13 Costello Pool	3121 E. Olympic Blvd., Los Angeles, CA 90023	Metro	14	597			597				0
14 Jackie Tatum/Harvard Pool	6120 Denker St., Los Angeles, CA 90047	Pacific	8	731			731				0
15 Ross Snyder Pool	1501 East 41st St., Los Angeles, CA 90011	Pacific	9	637			637				0
16 Pecan Pool	120 S. Gless St., Los Angeles, CA 90033	Metro	14	331			331				0
17 Sun Valley Pool	8123 Vineland Ave., Sun Valley, CA 91352	Valley	6	813			813				0
18 Echo Deep Pool	1419 Colton St., Los Angeles, CA 90026	Metro	1	1079	58	70	1,207	221	36	4	261
19 Hollywood Pool	1122 Cole Ave., Los Angeles, CA 90038	Pacific	13	812			812				0
20 Celes King III Pool	5001 Rodeo Rd, Los Angeles, CA 90016	Pacific	10	707			707	29			29

**PROJECT PLAN
YOUTH SPORT PARTNERSHIP**



Attachment 4a: Detail Aquatics

DOCUMENT NO.: LA28-002
FISCAL YEAR: 2021/2022

AQUATICS - Pre-qualified				Summer 2018 (6/1/18 - 8/31/18) Actual Enrollment (Baseline) Totals				Fall 2018 (9/1/18 - 12/31/18) Actual Enrollment (Baseline) Totals			
Facility	Address	Region	CD	Actual Enrollment (Baseline) - Swim Lessons	Actual Enrollment (Baseline) Swim Team	Actual Enrollment (Baseline) Dive, Synchro, Water Polo Teams	Actual (Baseline) Total Enrollment	Actual Enrollment (Baseline) - Swim Lessons	Actual Enrollment (Baseline) Swim Team	Actual Enrollment (Baseline) Dive, Synchro, Water Polo Teams	Actual (Baseline) Total Enrollment
21 Highland Pool	6150 N. Piedmont Avenue, Los Angeles, CA 90042	Metro	1	687			687				0
22 EG Roberts Pool	4526 W. Pico Blvd., Los Angeles, CA 90019	Pacific	10	1263	137	119	1,519	182			182
23 Hubert Humphrey Pool	12560 Filmore St., Pacoima, CA 91331	Valley	7	767	69	50	886	120	56		176
24 Harbor Pool	1221 N. Figueroa Pl., Wilmington, CA 90744	Pacific	15	822			822				0
25 Sylmar Pool	13109 Borden Ave, Los Angeles, CA 91342	Valley	7	926			926				0
26 Richard Alatorre Pool	4721 Klamath St., Los Angeles, CA 90032	Metro	14	928	88	64	1,080	82	43	8	133
27 Valley Plaza Pool	6715 Laurelgrove Ave., North Hollywood, CA 91606	Valley	2	802			802				0
28 Glassell Pool	3704 Verdugo Rd., Los Angeles, CA 90065	Metro	1	563	49	44	656	62	33		95
29 Reseda Pool	18411 Victory Blvd, Reseda, CA 91335	Valley	3	962			962				0
30 Banning Pool	1450 N. Avalon Blvd., Wilmington, CA 90744	Pacific	15	605	38	65	708	75	37	14	126
31 Fernangeles Pool	8851 Laurel Canyon Blvd, Sun Valley, CA 91352	Valley	6	925			925				0
32 North Hollywood Pool	5301 Tujunga Ave., North Hollywood, CA 91601	Valley	2	590			590				0
33 Cleveland Pool	8120 Vanalden Ave., Reseda, CA 91335	Valley	3	965	137	119	1,221	357	122	20	499
34 Lanark Pool	21817 Strathern St., Canoga Park, CA 91304	Valley	3	826			826				0
35 Ritchie Valens Pool	10731 Laurel Canyon Blvd., Pacoima, CA 91331	Valley	7	838			838				0
Subtotal Aquatics - Pre-qualified				25212	748	647	26607	1677	413	76	2166

**PROJECT PLAN
YOUTH SPORT PARTNERSHIP**



Attachment 4a: Detail Aquatics

DOCUMENT NO.: LA28-002
FISCAL YEAR: 2021/2022

AQUATICS - Pre-qualified				Winter 2019 (1/1/19 - 3/31/19) Actual Enrollment (Baseline) Totals				Spring 2019 (4/1/19 - 5/31/19) Actual Enrollment (Baseline) Totals				FY 2018/2019 (6 Actual Enrollment	
Facility	Address	Region	CD	Actual Enrollment (Baseline) - Swim Lessons	Actual Enrollment (Baseline) Swim Team	Actual Enrollment (Baseline) Dive, Synchro, Water Polo Teams	Actual (Baseline) Total Enrollment	Actual Enrollment (Baseline) - Swim Lessons	Actual Enrollment (Baseline) Swim Team	Actual Enrollment (Baseline) Dive, Synchro, Water Polo Teams	Actual (Baseline) Total Enrollment	Actual Enrollment (Baseline) - Swim Lessons	Actual Enrollment (Baseline) Swim Team
1 John C. Argue Swim Stadium	3980 Bill Robertson Lane, Los Angeles, CA 90037	Expo	9	167	49	30	246	144			144	2744	235
2 Algin Sutton Pool	8800 S. Hoover St., Los Angeles, CA 90044	Pacific	8				0				0	0	0
3 109th Pool	1500 E. 109th St., Los Angeles, CA 90059	Pacific	15				0				0	377	2
4 South Park Pool	345 East 51st St., Los Angeles, CA 90011	Pacific	9				0				0	414	0
5 Fremont Pool	7630 Towne Ave., Los Angeles, CA 90003	Pacific	9	65		8	73	85			85	995	35
6 Roosevelt Pool	456 S. Mathews St., Los Angeles, CA 90033	Metro	14	7		6	13	10			10	652	28
7 Central Pool	1357 East 22nd St., Los Angeles, CA 90011	Pacific	9				0				0	724	7
8 Van Ness Pool	5720 2nd Avenue, Los Angeles, CA 90043	Pacific	2				0				0	0	0
9 Downey Pool	1775 N. Spring St., Los Angeles, CA 90031	Metro	1				0				0	723	0
10 Lincoln Pool	3501 Valley Blvd, Los Angeles, CA 90031	Metro	1				0				0	0	0
11 Green Meadows Pool	431 E. 89th St., Los Angeles, CA 90003	Pacific	9				0				0	410	0
12 Sepulveda Pool	8737 Kester Ave., Panorama City, CA 91402	Valley	6				0				0	1024	0
13 Costello Pool	3121 E. Olympic Blvd., Los Angeles, CA 90023	Metro	14				0				0	597	0
14 Jackie Tatum/Harvard Pool	6120 Denker St., Los Angeles, CA 90047	Pacific	8				0				0	731	0
15 Ross Snyder Pool	1501 East 41st St., Los Angeles, CA 90011	Pacific	9				0				0	637	0
16 Pecan Pool	120 S. Gless St., Los Angeles, CA 90033	Metro	14				0				0	331	0
17 Sun Valley Pool	8123 Vineland Ave., Sun Valley, CA 91352	Valley	6				0				0	813	0
18 Echo Deep Pool	1419 Colton St., Los Angeles, CA 90026	Metro	1	111		39	150	123			123	1534	94
19 Hollywood Pool	1122 Cole Ave., Los Angeles, CA 90038	Pacific	13				0				0	812	0
20 Celes King III Pool	5001 Rodeo Rd, Los Angeles, CA 90016	Pacific	10	96		43	139	74			74	906	0

**PROJECT PLAN
YOUTH SPORT PARTNERSHIP**



Attachment 4a: Detail Aquatics

DOCUMENT NO.: LA28-002
FISCAL YEAR: 2021/2022

AQUATICS - Pre-qualified				Winter 2019 (1/1/19 - 3/31/19) Actual Enrollment (Baseline) Totals				Spring 2019 (4/1/19 - 5/31/19) Actual Enrollment (Baseline) Totals				FY 2018/2019 (6 Actual Enrollment	
Facility	Address	Region	CD	Actual Enrollment (Baseline) - Swim Lessons	Actual Enrollment (Baseline) Swim Team	Actual Enrollment (Baseline) Dive, Synchro, Water Polo Teams	Actual (Baseline) Total Enrollment	Actual Enrollment (Baseline) - Swim Lessons	Actual Enrollment (Baseline) Swim Team	Actual Enrollment (Baseline) Dive, Synchro, Water Polo Teams	Actual (Baseline) Total Enrollment	Actual Enrollment (Baseline) - Swim Lessons	Actual Enrollment (Baseline) Swim Team
21 Highland Pool	6150 N. Piedmont Avenue, Los Angeles, CA 90042	Metro	1				0				0	687	0
22 EG Roberts Pool	4526 W. Pico Blvd., Los Angeles, CA 90019	Pacific	10	200		39	239	145			145	1790	137
23 Hubert Humphrey Pool	12560 Filmore St., Pacoima, CA 91331	Valley	7	6		20	26	71			71	964	125
24 Harbor Pool	1221 N. Figueroa Pl., Wilmington, CA 90744	Pacific	15				0				0	822	0
25 Sylmar Pool	13109 Borden Ave, Los Angeles, CA 91342	Valley	7				0				0	926	0
26 Richard Alatorre Pool	4721 Klamath St., Los Angeles, CA 90032	Metro	14	55		28	83	102			102	1167	131
27 Valley Plaza Pool	6715 Laurelgrove Ave., North Hollywood, CA 91606	Valley	2				0				0	802	0
28 Glassell Pool	3704 Verdugo Rd., Los Angeles, CA 90065	Metro	1	13		12	25	39			39	677	82
29 Reseda Pool	18411 Victory Blvd, Reseda, CA 91335	Valley	3				0				0	962	0
30 Banning Pool	1450 N. Avalon Blvd., Wilmington, CA 90744	Pacific	15	22		37	59	17			17	719	75
31 Fernangeles Pool	8851 Laurel Canyon Blvd, Sun Valley, CA 91352	Valley	6				0				0	925	0
32 North Hollywood Pool	5301 Tujunga Ave., North Hollywood, CA 91601	Valley	2				0				0	590	0
33 Cleveland Pool	8120 Vanalden Ave., Reseda, CA 91335	Valley	3	85		86	171	206			206	1613	259
34 Lanark Pool	21817 Strathern St., Canoga Park, CA 91304	Valley	3				0				0	826	0
35 Ritchie Valens Pool	10731 Laurel Canyon Blvd., Pacoima, CA 91331	Valley	7				0				0	838	0
Subtotal Aquatics - Pre-qualified				827	49	348	1224	1016	0	0	1016	28732	1210

**PROJECT PLAN
YOUTH SPORT PARTNERSHIP**



Attachment 4a: Detail Aquatics

DOCUMENT NO.: LA28-002
FISCAL YEAR: 2021/2022

AQUATICS - Pre-qualified				1/18 - 5/31/19 (Baseline) Totals		
Facility	Address	Region	CD	Actual Enrollment (Baseline) Dive, Synchro, Water Polo Teams	Actual (Baseline) Total Enrollment	
1	John C. Argue Swim Stadium	3980 Bill Robertson Lane, Los Angeles, CA 90037	Expo	9	126	3,105
2	Algin Sutton Pool	8800 S. Hoover St., Los Angeles, CA 90044	Pacific	8	0	0
3	109th Pool	1500 E. 109th St., Los Angeles, CA 90059	Pacific	15	1	380
4	South Park Pool	345 East 51st St., Los Angeles, CA 90011	Pacific	9	0	414
5	Fremont Pool	7630 Towne Ave., Los Angeles, CA 90003	Pacific	9	39	1,069
6	Roosevelt Pool	456 S. Mathews St., Los Angeles, CA 90033	Metro	14	21	701
7	Central Pool	1357 East 22nd St., Los Angeles, CA 90011	Pacific	9	3	734
8	Van Ness Pool	5720 2nd Avenue, Los Angeles, CA 90043	Pacific	2	0	0
9	Downey Pool	1775 N. Spring St., Los Angeles, CA 90031	Metro	1	0	723
10	Lincoln Pool	3501 Valley Blvd, Los Angeles, CA 90031	Metro	1	0	0
11	Green Meadows Pool	431 E. 89th St., Los Angeles, CA 90003	Pacific	9	0	410
12	Sepulveda Pool	8737 Kester Ave., Panorama City, CA 91402	Valley	6	0	1,024
13	Costello Pool	3121 E. Olympic Blvd., Los Angeles, CA 90023	Metro	14	0	597
14	Jackie Tatum/Harvard Pool	6120 Denker St., Los Angeles, CA 90047	Pacific	8	0	731
15	Ross Snyder Pool	1501 East 41st St., Los Angeles, CA 90011	Pacific	9	0	637
16	Pecan Pool	120 S. Gless St., Los Angeles, CA 90033	Metro	14	0	331
17	Sun Valley Pool	8123 Vineland Ave., Sun Valley, CA 91352	Valley	6	0	813
18	Echo Deep Pool	1419 Colton St., Los Angeles, CA 90026	Metro	1	113	1,741
19	Hollywood Pool	1122 Cole Ave., Los Angeles, CA 90038	Pacific	13	0	812
20	Celes King III Pool	5001 Rodeo Rd, Los Angeles, CA 90016	Pacific	10	43	949

Summer 2021: Lessons (6/21/21 - 8/27/21); Teams (6/21/21 - 8/27/21) Estimated Enrollment Totals						
Estimated Total Enrollment	Estimated Enrollment -Swim Lessons	Estimated Enrollment - Swim Team	Estimated Enrollment - Dive, Synchro, Water Polo Teams	Estimated \$ Swim Lessons	Estimated \$ Swim Team	Estimated \$ - Dive, Synchro, Water Polo Teams
				\$33	\$ 205	\$ 185
800	740	20	40	\$ 24,664	\$ 4,100	\$ 7,400
800	740	20	40	\$ 24,664	\$ 4,100	\$ 7,400
690	650	20	20	\$ 21,665	\$ 4,100	\$ 3,700
830	800	20	10	\$ 26,664	\$ 4,100	\$ 1,850
680	620	20	40	\$ 20,665	\$ 4,100	\$ 7,400
800	740	20	40	\$ 24,664	\$ 4,100	\$ 7,400
830	800	20	10	\$ 26,664	\$ 4,100	\$ 1,850
800	740	20	40	\$ 24,664	\$ 4,100	\$ 7,400
730	710	20	0	\$ 23,664	\$ 4,100	\$ -
800	740	20	40	\$ 24,664	\$ 4,100	\$ 7,400
710	680	20	10	\$ 22,664	\$ 4,100	\$ 1,850
830	800	20	10	\$ 26,664	\$ 4,100	\$ 1,850
710	680	20	10	\$ 22,664	\$ 4,100	\$ 1,850
710	680	20	10	\$ 22,664	\$ 4,100	\$ 1,850
830	800	20	10	\$ 26,664	\$ 4,100	\$ 1,850
710	680	20	10	\$ 22,664	\$ 4,100	\$ 1,850
810	770	20	20	\$ 25,664	\$ 4,100	\$ 3,700
800	740	20	40	\$ 24,664	\$ 4,100	\$ 7,400
810	770	20	20	\$ 25,664	\$ 4,100	\$ 3,700
700	650	20	30	\$ 21,665	\$ 4,100	\$ 5,550

**PROJECT PLAN
YOUTH SPORT PARTNERSHIP**



Attachment 4a: Detail Aquatics

DOCUMENT NO.: LA28-002
FISCAL YEAR: 2021/2022

AQUATICS - Pre-qualified				1/18 - 5/31/19 Actual (Baseline) Totals	
Facility	Address	Region	CD	Actual Enrollment (Baseline) Dive, Synchro, Water Polo Teams	Actual (Baseline) Total Enrollment
21 Highland Pool	6150 N. Piedmont Avenue, Los Angeles, CA 90042	Metro	1	0	687
22 EG Roberts Pool	4526 W. Pico Blvd., Los Angeles, CA 90019	Pacific	10	158	2,085
23 Hubert Humphrey Pool	12560 Filmore St., Pacoima, CA 91331	Valley	7	70	1,159
24 Harbor Pool	1221 N. Figueroa Pl., Wilmington, CA 90744	Pacific	15	0	822
25 Sylmar Pool	13109 Borden Ave, Los Angeles, CA 91342	Valley	7	0	926
26 Richard Alatorre Pool	4721 Klamath St., Los Angeles, CA 90032	Metro	14	100	1,398
27 Valley Plaza Pool	6715 Laurelgrove Ave., North Hollywood, CA 91606	Valley	2	0	802
28 Glassell Pool	3704 Verdugo Rd., Los Angeles, CA 90065	Metro	1	56	815
29 Reseda Pool	18411 Victory Blvd, Reseda, CA 91335	Valley	3	0	962
30 Banning Pool	1450 N. Avalon Blvd., Wilmington, CA 90744	Pacific	15	116	910
31 Fernangeles Pool	8851 Laurel Canyon Blvd, Sun Valley, CA 91352	Valley	6	0	925
32 North Hollywood Pool	5301 Tujunga Ave., North Hollywood, CA 91601	Valley	2	0	590
33 Cleveland Pool	8120 Vanalden Ave., Reseda, CA 91335	Valley	3	225	2,097
34 Lanark Pool	21817 Strathern St., Canoga Park, CA 91304	Valley	3	0	826
35 Ritchie Valens Pool	10731 Laurel Canyon Blvd., Pacoima, CA 91331	Valley	7	0	838
Subtotal Aquatics - Pre-qualified				1071	31013

Summer 2021: Lessons (6/21/21 - 8/27/21); Teams (6/21/21 - 8/27/21) Estimated Enrollment Totals						
Estimated Total Enrollment	Estimated Enrollment -Swim Lessons	Estimated Enrollment - Swim Team	Estimated Enrollment - Dive, Synchro, Water Polo Teams	Estimated \$ Swim Lessons	Estimated \$ Swim Team	Estimated \$ - Dive, Synchro, Water Polo Teams
				\$ 33	\$ 205	\$ 185
830	800	20	10	\$ 26,664	\$ 4,100	\$ 1,850
680	620	20	40	\$ 20,665	\$ 4,100	\$ 7,400
700	650	20	30	\$ 21,665	\$ 4,100	\$ 5,550
830	800	20	10	\$ 26,664	\$ 4,100	\$ 1,850
830	800	20	10	\$ 26,664	\$ 4,100	\$ 1,850
680	620	20	40	\$ 20,665	\$ 4,100	\$ 7,400
830	800	20	10	\$ 26,664	\$ 4,100	\$ 1,850
820	770	20	30	\$ 25,664	\$ 4,100	\$ 5,550
810	770	20	20	\$ 25,664	\$ 4,100	\$ 3,700
680	620	20	40	\$ 20,665	\$ 4,100	\$ 7,400
830	800	20	10	\$ 26,664	\$ 4,100	\$ 1,850
710	680	20	10	\$ 22,664	\$ 4,100	\$ 1,850
680	620	20	40	\$ 20,665	\$ 4,100	\$ 7,400
810	770	20	20	\$ 25,664	\$ 4,100	\$ 3,700
830	800	20	10	\$ 26,664	\$ 4,100	\$ 1,850
26930	25450	700	780	\$ 848,249	\$ 143,500	\$ 144,300

**PROJECT PLAN
YOUTH SPORT PARTNERSHIP**



Attachment 4a: Detail Aquatics

DOCUMENT NO.: LA28-002
FISCAL YEAR: 2021/2022

AQUATICS - Pre-qualified				
Facility	Address	Region	CD	Estimated Total Swim Lessons + Sports Teams
1 John C. Argue Swim Stadium	3980 Bill Robertson Lane, Los Angeles, CA 90037	Expo	9	\$ 36,164
2 Algin Sutton Pool	8800 S. Hoover St., Los Angeles, CA 90044	Pacific	8	\$ 36,164
3 109th Pool	1500 E. 109th St., Los Angeles, CA 90059	Pacific	15	\$ 29,465
4 South Park Pool	345 East 51st St., Los Angeles, CA 90011	Pacific	9	\$ 32,614
5 Fremont Pool	7630 Towne Ave., Los Angeles, CA 90003	Pacific	9	\$ 32,165
6 Roosevelt Pool	456 S. Mathews St., Los Angeles, CA 90033	Metro	14	\$ 36,164
7 Central Pool	1357 East 22nd St., Los Angeles, CA 90011	Pacific	9	\$ 32,614
8 Van Ness Pool	5720 2nd Avenue, Los Angeles, CA 90043	Pacific	2	\$ 36,164
9 Downey Pool	1775 N. Spring St., Los Angeles, CA 90031	Metro	1	\$ 27,764
10 Lincoln Pool	3501 Valley Blvd, Los Angeles, CA 90031	Metro	1	\$ 36,164
11 Green Meadows Pool	431 E. 89th St., Los Angeles, CA 90003	Pacific	9	\$ 28,614
12 Sepulveda Pool	8737 Kester Ave., Panorama City, CA 91402	Valley	6	\$ 32,614
13 Costello Pool	3121 E. Olympic Blvd., Los Angeles, CA 90023	Metro	14	\$ 28,614
14 Jackie Tatum/Harvard Pool	6120 Denker St., Los Angeles, CA 90047	Pacific	8	\$ 28,614
15 Ross Snyder Pool	1501 East 41st St., Los Angeles, CA 90011	Pacific	9	\$ 32,614
16 Pecan Pool	120 S. Gless St., Los Angeles, CA 90033	Metro	14	\$ 28,614
17 Sun Valley Pool	8123 Vineland Ave., Sun Valley, CA 91352	Valley	6	\$ 33,464
18 Echo Deep Pool	1419 Colton St., Los Angeles, CA 90026	Metro	1	\$ 36,164
19 Hollywood Pool	1122 Cole Ave., Los Angeles, CA 90038	Pacific	13	\$ 33,464
20 Celes King III Pool	5001 Rodeo Rd, Los Angeles, CA 90016	Pacific	10	\$ 31,315

Fall 2021: Lessons (9/21/21 - 12/19/21); Teams (9/21/21 - 12/17/21) Estimated Enrollment Totals							
Estimated Total Enrollment	Estimated Enrollment -Swim Lessons	Estimated Enrollment - Swim Team	Estimated Enrollment - Dive, Synchro, Water Polo Teams	Estimated \$ Swim Lessons \$33	Estimated \$ Swim Team \$ 205	Estimated \$ - Dive, Synchro, Water Polo Teams \$ 185	Estimated Total Swim Lessons + Sports Teams
250	220	20	10	\$ 7,333	\$ 4,100	\$ 1,850	\$ 13,283
250	220	20	10	\$ 7,333	\$ 4,100	\$ 1,850	\$ 13,283
10	0	0	10	\$ -	\$ -	\$ 1,850	\$ 1,850
0	0	0	0	\$ -	\$ -	\$ -	\$ -
250	220	20	10	\$ 7,333	\$ 4,100	\$ 1,850	\$ 13,283
250	220	20	10	\$ 7,333	\$ 4,100	\$ 1,850	\$ 13,283
0	0	0	0	\$ -	\$ -	\$ -	\$ -
250	220	20	10	\$ 7,333	\$ 4,100	\$ 1,850	\$ 13,283
0	0	0	0	\$ -	\$ -	\$ -	\$ -
0	0	0	0	\$ -	\$ -	\$ -	\$ -
0	0	0	0	\$ -	\$ -	\$ -	\$ -
0	0	0	0	\$ -	\$ -	\$ -	\$ -
0	0	0	0	\$ -	\$ -	\$ -	\$ -
0	0	0	0	\$ -	\$ -	\$ -	\$ -
250	220	20	10	\$ 7,333	\$ 4,100	\$ 1,850	\$ 13,283
0	0	0	0	\$ -	\$ -	\$ -	\$ -
280	260	20	0	\$ 8,666	\$ 4,100	\$ -	\$ 12,766

**PROJECT PLAN
YOUTH SPORT PARTNERSHIP**



Attachment 4a: Detail Aquatics

DOCUMENT NO.: LA28-002
FISCAL YEAR: 2021/2022

AQUATICS - Pre-qualified				
Facility	Address	Region	CD	Estimated Total Swim Lessons + Sports Teams
21 Highland Pool	6150 N. Piedmont Avenue, Los Angeles, CA 90042	Metro	1	\$ 32,614
22 EG Roberts Pool	4526 W. Pico Blvd., Los Angeles, CA 90019	Pacific	10	\$ 32,165
23 Hubert Humphrey Pool	12560 Filmore St., Pacoima, CA 91331	Valley	7	\$ 31,315
24 Harbor Pool	1221 N. Figueroa Pl., Wilmington, CA 90744	Pacific	15	\$ 32,614
25 Sylmar Pool	13109 Borden Ave, Los Angeles, CA 91342	Valley	7	\$ 32,614
26 Richard Alatorre Pool	4721 Klamath St., Los Angeles, CA 90032	Metro	14	\$ 32,165
27 Valley Plaza Pool	6715 Laurelgrove Ave., North Hollywood, CA 91606	Valley	2	\$ 32,614
28 Glassell Pool	3704 Verdugo Rd., Los Angeles, CA 90065	Metro	1	\$ 35,314
29 Reseda Pool	18411 Victory Blvd, Reseda, CA 91335	Valley	3	\$ 33,464
30 Banning Pool	1450 N. Avalon Blvd., Wilmington, CA 90744	Pacific	15	\$ 32,165
31 Fernangeles Pool	8851 Laurel Canyon Blvd, Sun Valley, CA 91352	Valley	6	\$ 32,614
32 North Hollywood Pool	5301 Tujunga Ave., North Hollywood, CA 91601	Valley	2	\$ 28,614
33 Cleveland Pool	8120 Vanalden Ave., Reseda, CA 91335	Valley	3	\$ 32,165
34 Lanark Pool	21817 Strathern St., Canoga Park, CA 91304	Valley	3	\$ 33,464
35 Ritchie Valens Pool	10731 Laurel Canyon Blvd., Pacoima, CA 91331	Valley	7	\$ 32,614
Subtotal Aquatics - Pre-qualified				\$ 1,136,049

Fall 2021: Lessons (9/21/21 - 12/19/21); Teams (9/21/21 - 12/17/21) Estimated Enrollment Totals							
Estimated Total Enrollment	Estimated Enrollment -Swim Lessons	Estimated Enrollment - Swim Team	Estimated Enrollment - Dive, Synchro, Water Polo Teams	Estimated \$ Swim Lessons \$33	Estimated \$ Swim Team \$ 205	Estimated \$ - Dive, Synchro, Water Polo Teams \$ 185	Estimated Total Swim Lessons + Sports Teams
0	0	0	0	\$ -	\$ -	\$ -	\$ -
250	220	20	10	\$ 7,333	\$ 4,100	\$ 1,850	\$ 13,283
280	260	20	0	\$ 8,666	\$ 4,100	\$ -	\$ 12,766
0	0	0	0	\$ -	\$ -	\$ -	\$ -
0	0	0	0	\$ -	\$ -	\$ -	\$ -
250	220	20	10	\$ 7,333	\$ 4,100	\$ 1,850	\$ 13,283
0	0	0	0	\$ -	\$ -	\$ -	\$ -
0	0	0	0	\$ -	\$ -	\$ -	\$ -
250	220	20	10	\$ 7,333	\$ 4,100	\$ 1,850	\$ 13,283
0	0	0	0	\$ -	\$ -	\$ -	\$ -
0	0	0	0	\$ -	\$ -	\$ -	\$ -
3600	3200	280	120	\$ 106,656	\$ 57,400	\$ 22,200	\$ 186,256

**PROJECT PLAN
YOUTH SPORT PARTNERSHIP**



Attachment 4a: Detail Aquatics

DOCUMENT NO.: LA28-002
FISCAL YEAR: 2021/2022

AQUATICS - Pre-qualified				Winter 2022: Lessons (1/4/22 - 4/24/22); Teams (2/1/22 - 5/20/22) Estimated Enrollment Totals								
Facility	Address	Region	CD	Estimated Total Enrollment	Estimated Enrollment -Swim Lessons	Estimated Enrollment - Swim Team	Estimated Enrollment - Dive, Synchro, Water Polo Teams	Estimated \$ Swim Lessons \$33	Estimated \$ Swim Team \$ 205	Estimated \$ - Dive, Synchro, Water Polo Teams \$ 185	Estimated Total Swim Lessons + Sports Teams	Estimated Total Enrollment
1 John C. Argue Swim Stadium	3980 Bill Robertson Lane, Los Angeles, CA 90037	Expo	9	490	440	20	30	\$ 14,665	\$ 4,100	\$ 5,550	\$ 24,315	40
2 Algin Sutton Pool	8800 S. Hoover St., Los Angeles, CA 90044	Pacific	8	490	440	20	30	\$ 14,665	\$ 4,100	\$ 5,550	\$ 24,315	40
3 109th Pool	1500 E. 109th St., Los Angeles, CA 90059	Pacific	15	10	0	0	10	\$ -	\$ -	\$ 1,850	\$ 1,850	0
4 South Park Pool	345 East 51st St., Los Angeles, CA 90011	Pacific	9	0	0	0	0	\$ -	\$ -	\$ -	\$ -	0
5 Fremont Pool	7630 Towne Ave., Los Angeles, CA 90003	Pacific	9	490	440	20	30	\$ 14,665	\$ 4,100	\$ 5,550	\$ 24,315	40
6 Roosevelt Pool	456 S. Mathews St., Los Angeles, CA 90033	Metro	14	490	440	20	30	\$ 14,665	\$ 4,100	\$ 5,550	\$ 24,315	40
7 Central Pool	1357 East 22nd St., Los Angeles, CA 90011	Pacific	9	0	0	0	0	\$ -	\$ -	\$ -	\$ -	0
8 Van Ness Pool	5720 2nd Avenue, Los Angeles, CA 90043	Pacific	2	490	440	20	30	\$ 14,665	\$ 4,100	\$ 5,550	\$ 24,315	40
9 Downey Pool	1775 N. Spring St., Los Angeles, CA 90031	Metro	1	0	0	0	0	\$ -	\$ -	\$ -	\$ -	0
10 Lincoln Pool	3501 Valley Blvd, Los Angeles, CA 90031	Metro	1	490	440	20	30	\$ 14,665	\$ 4,100	\$ 5,550	\$ 24,315	40
11 Green Meadows Pool	431 E. 89th St., Los Angeles, CA 90003	Pacific	9	0	0	0	0	\$ -	\$ -	\$ -	\$ -	0
12 Sepulveda Pool	8737 Kester Ave., Panorama City, CA 91402	Valley	6	0	0	0	0	\$ -	\$ -	\$ -	\$ -	0
13 Costello Pool	3121 E. Olympic Blvd., Los Angeles, CA 90023	Metro	14	0	0	0	0	\$ -	\$ -	\$ -	\$ -	0
14 Jackie Tatum/Harvard Pool	6120 Denker St., Los Angeles, CA 90047	Pacific	8	0	0	0	0	\$ -	\$ -	\$ -	\$ -	0
15 Ross Snyder Pool	1501 East 41st St., Los Angeles, CA 90011	Pacific	9	0	0	0	0	\$ -	\$ -	\$ -	\$ -	0
16 Pecan Pool	120 S. Gless St., Los Angeles, CA 90033	Metro	14	0	0	0	0	\$ -	\$ -	\$ -	\$ -	0
17 Sun Valley Pool	8123 Vineland Ave., Sun Valley, CA 91352	Valley	6	0	0	0	0	\$ -	\$ -	\$ -	\$ -	0
18 Echo Deep Pool	1419 Colton St., Los Angeles, CA 90026	Metro	1	490	440	20	30	\$ 14,665	\$ 4,100	\$ 5,550	\$ 24,315	40
19 Hollywood Pool	1122 Cole Ave., Los Angeles, CA 90038	Pacific	13	0	0	0	0	\$ -	\$ -	\$ -	\$ -	0
20 Celes King III Pool	5001 Rodeo Rd, Los Angeles, CA 90016	Pacific	10	490	440	20	30	\$ 14,665	\$ 4,100	\$ 5,550	\$ 24,315	40

**PROJECT PLAN
YOUTH SPORT PARTNERSHIP**



Attachment 4a: Detail Aquatics

DOCUMENT NO.: LA28-002
FISCAL YEAR: 2021/2022

AQUATICS - Pre-qualified				Winter 2022: Lessons (1/4/22 - 4/24/22); Teams (2/1/22 - 5/20/22) Estimated Enrollment Totals								
Facility	Address	Region	CD	Estimated Total Enrollment	Estimated Enrollment -Swim Lessons	Estimated Enrollment - Swim Team	Estimated Enrollment - Dive, Synchro, Water Polo Teams	Estimated \$ Swim Lessons \$33	Estimated \$ Swim Team \$ 205	Estimated \$ - Dive, Synchro, Water Polo Teams \$ 185	Estimated Total Swim Lessons + Sports Teams	Estimated Total Enrollment
21 Highland Pool	6150 N. Piedmont Avenue, Los Angeles, CA 90042	Metro	1	0	0	0	0	\$ -	\$ -	\$ -	\$ -	0
22 EG Roberts Pool	4526 W. Pico Blvd., Los Angeles, CA 90019	Pacific	10	490	440	20	30	\$ 14,665	\$ 4,100	\$ 5,550	\$ 24,315	40
23 Hubert Humphrey Pool	12560 Filmore St., Pacoima, CA 91331	Valley	7	490	440	20	30	\$ 14,665	\$ 4,100	\$ 5,550	\$ 24,315	40
24 Harbor Pool	1221 N. Figueroa Pl., Wilmington, CA 90744	Pacific	15	0	0	0	0	\$ -	\$ -	\$ -	\$ -	0
25 Sylmar Pool	13109 Borden Ave, Los Angeles, CA 91342	Valley	7	0	0	0	0	\$ -	\$ -	\$ -	\$ -	0
26 Richard Alatorre Pool	4721 Klamath St., Los Angeles, CA 90032	Metro	14	490	440	20	30	\$ 14,665	\$ 4,100	\$ 5,550	\$ 24,315	40
27 Valley Plaza Pool	6715 Laurelgrove Ave., North Hollywood, CA 91606	Valley	2	0	0	0	0	\$ -	\$ -	\$ -	\$ -	0
28 Glassell Pool	3704 Verdugo Rd., Los Angeles, CA 90065	Metro	1	490	440	20	30	\$ 14,665	\$ 4,100	\$ 5,550	\$ 24,315	40
29 Reseda Pool	18411 Victory Blvd, Reseda, CA 91335	Valley	3	0	0	0	0	\$ -	\$ -	\$ -	\$ -	0
30 Banning Pool	1450 N. Avalon Blvd., Wilmington, CA 90744	Pacific	15	490	440	20	30	\$ 14,665	\$ 4,100	\$ 5,550	\$ 24,315	40
31 Fernangeles Pool	8851 Laurel Canyon Blvd, Sun Valley, CA 91352	Valley	6	0	0	0	0	\$ -	\$ -	\$ -	\$ -	0
32 North Hollywood Pool	5301 Tujunga Ave., North Hollywood, CA 91601	Valley	2	0	0	0	0	\$ -	\$ -	\$ -	\$ -	0
33 Cleveland Pool	8120 Vanalden Ave., Reseda, CA 91335	Valley	3	490	440	20	30	\$ 14,665	\$ 4,100	\$ 5,550	\$ 24,315	40
34 Lanark Pool	21817 Strathern St., Canoga Park, CA 91304	Valley	3	0	0	0	0	\$ -	\$ -	\$ -	\$ -	0
35 Ritchie Valens Pool	10731 Laurel Canyon Blvd., Pacoima, CA 91331	Valley	7	0	0	0	0	\$ -	\$ -	\$ -	\$ -	0
Subtotal Aquatics - Pre-qualified				6870	6160	280	430	\$ 205,313	\$ 57,400	\$ 79,550	\$ 342,263	560

**PROJECT PLAN
YOUTH SPORT PARTNERSHIP**



Attachment 4a: Detail Aquatics

DOCUMENT NO.: LA28-002
FISCAL YEAR: 2021/2022

AQUATICS - Pre-qualified											Spring 2022: Lessons (4/26/22 - 5/22/22) Estimated Enrollment Totals	
Facility	Address	Region	CD	Estimated Enrollment -Swim Lessons	Estimated Enrollment - Swim Team	Estimated Enrollment - Dive, Synchro, Water Polo Teams	Estimated \$ Swim Lessons	Estimated \$ Swim Team	Estimated \$ - Dive, Synchro, Water Polo Teams	Estimated Total Swim Lessons + Sports Teams	Estimated Total Enrollment	Estimated Enrollment -Swim Lessons
							\$33	\$ 205	\$ 185			
1 John C. Argue Swim Stadium	3980 Bill Robertson Lane, Los Angeles, CA 90037	Expo	9	40	0	0	\$ 1,333	\$ -	\$ -	\$ 1,333	1,580	1,440
2 Algin Sutton Pool	8800 S. Hoover St., Los Angeles, CA 90044	Pacific	8	40	0	0	\$ 1,333	\$ -	\$ -	\$ 1,333	1,580	1,440
3 109th Pool	1500 E. 109th St., Los Angeles, CA 90059	Pacific	15	0	0	0	\$ -	\$ -	\$ -	\$ -	710	650
4 South Park Pool	345 East 51st St., Los Angeles, CA 90011	Pacific	9	0	0	0	\$ -	\$ -	\$ -	\$ -	830	800
5 Fremont Pool	7630 Towne Ave., Los Angeles, CA 90003	Pacific	9	40	0	0	\$ 1,333	\$ -	\$ -	\$ 1,333	1,460	1,320
6 Roosevelt Pool	456 S. Mathews St., Los Angeles, CA 90033	Metro	14	40	0	0	\$ 1,333	\$ -	\$ -	\$ 1,333	1,580	1,440
7 Central Pool	1357 East 22nd St., Los Angeles, CA 90011	Pacific	9	0	0	0	\$ -	\$ -	\$ -	\$ -	830	800
8 Van Ness Pool	5720 2nd Avenue, Los Angeles, CA 90043	Pacific	2	40	0	0	\$ 1,333	\$ -	\$ -	\$ 1,333	1,580	1,440
9 Downey Pool	1775 N. Spring St., Los Angeles, CA 90031	Metro	1	0	0	0	\$ -	\$ -	\$ -	\$ -	730	710
10 Lincoln Pool	3501 Valley Blvd, Los Angeles, CA 90031	Metro	1	40	0	0	\$ 1,333	\$ -	\$ -	\$ 1,333	1,580	1,440
11 Green Meadows Pool	431 E. 89th St., Los Angeles, CA 90003	Pacific	9	0	0	0	\$ -	\$ -	\$ -	\$ -	710	680
12 Sepulveda Pool	8737 Kester Ave., Panorama City, CA 91402	Valley	6	0	0	0	\$ -	\$ -	\$ -	\$ -	830	800
13 Costello Pool	3121 E. Olympic Blvd., Los Angeles, CA 90023	Metro	14	0	0	0	\$ -	\$ -	\$ -	\$ -	710	680
14 Jackie Tatum/Harvard Pool	6120 Denker St., Los Angeles, CA 90047	Pacific	8	0	0	0	\$ -	\$ -	\$ -	\$ -	710	680
15 Ross Snyder Pool	1501 East 41st St., Los Angeles, CA 90011	Pacific	9	0	0	0	\$ -	\$ -	\$ -	\$ -	830	800
16 Pecan Pool	120 S. Gless St., Los Angeles, CA 90033	Metro	14	0	0	0	\$ -	\$ -	\$ -	\$ -	710	680
17 Sun Valley Pool	8123 Vineland Ave., Sun Valley, CA 91352	Valley	6	0	0	0	\$ -	\$ -	\$ -	\$ -	810	770
18 Echo Deep Pool	1419 Colton St., Los Angeles, CA 90026	Metro	1	40	0	0	\$ 1,333	\$ -	\$ -	\$ 1,333	1,580	1,440
19 Hollywood Pool	1122 Cole Ave., Los Angeles, CA 90038	Pacific	13	0	0	0	\$ -	\$ -	\$ -	\$ -	810	770
20 Celes King III Pool	5001 Rodeo Rd, Los Angeles, CA 90016	Pacific	10	40	0	0	\$ 1,333	\$ -	\$ -	\$ 1,333	1,510	1,390

Estimated Total Enrollment	Estimated Enrollment -Swim Lessons
1,580	1,440
1,580	1,440
710	650
830	800
1,460	1,320
1,580	1,440
830	800
1,580	1,440
730	710
1,580	1,440
710	680
830	800
710	680
710	680
830	800
710	680
810	770
1,580	1,440
810	770
1,510	1,390

**PROJECT PLAN
YOUTH SPORT PARTNERSHIP**



Attachment 4a: Detail Aquatics

DOCUMENT NO.: LA28-002
FISCAL YEAR: 2021/2022

AQUATICS - Pre-qualified											Spring 2022: Lessons (4/26/22 - 5/22/22) Estimated Enrollment Totals	
Facility	Address	Region	CD	Estimated Enrollment -Swim Lessons	Estimated Enrollment - Swim Team	Estimated Enrollment - Dive, Synchro, Water Polo Teams	Estimated \$ Swim Lessons	Estimated \$ Swim Team	Estimated \$ - Dive, Synchro, Water Polo Teams	Estimated Total Swim Lessons + Sports Teams	Estimated Total Enrollment	Estimated Enrollment -Swim Lessons
							\$33	\$ 205	\$ 185			
21 Highland Pool	6150 N. Piedmont Avenue, Los Angeles, CA 90042	Metro	1	0	0	0	\$ -	\$ -	\$ -	\$ -	830	800
22 EG Roberts Pool	4526 W. Pico Blvd., Los Angeles, CA 90019	Pacific	10	40	0	0	\$ 1,333	\$ -	\$ -	\$ 1,333	1,460	1,320
23 Hubert Humphrey Pool	12560 Filmore St., Pacoima, CA 91331	Valley	7	40	0	0	\$ 1,333	\$ -	\$ -	\$ 1,333	1,510	1,390
24 Harbor Pool	1221 N. Figueroa Pl., Wilmington, CA 90744	Pacific	15	0	0	0	\$ -	\$ -	\$ -	\$ -	830	800
25 Sylmar Pool	13109 Borden Ave, Los Angeles, CA 91342	Valley	7	0	0	0	\$ -	\$ -	\$ -	\$ -	830	800
26 Richard Alatorre Pool	4721 Klamath St., Los Angeles, CA 90032	Metro	14	40	0	0	\$ 1,333	\$ -	\$ -	\$ 1,333	1,460	1,320
27 Valley Plaza Pool	6715 Laurelgrove Ave., North Hollywood, CA 91606	Valley	2	0	0	0	\$ -	\$ -	\$ -	\$ -	830	800
28 Glassell Pool	3704 Verdugo Rd., Los Angeles, CA 90065	Metro	1	40	0	0	\$ 1,333	\$ -	\$ -	\$ 1,333	1,630	1,510
29 Reseda Pool	18411 Victory Blvd, Reseda, CA 91335	Valley	3	0	0	0	\$ -	\$ -	\$ -	\$ -	810	770
30 Banning Pool	1450 N. Avalon Blvd., Wilmington, CA 90744	Pacific	15	40	0	0	\$ 1,333	\$ -	\$ -	\$ 1,333	1,460	1,320
31 Fernangeles Pool	8851 Laurel Canyon Blvd, Sun Valley, CA 91352	Valley	6	0	0	0	\$ -	\$ -	\$ -	\$ -	830	800
32 North Hollywood Pool	5301 Tujunga Ave., North Hollywood, CA 91601	Valley	2	0	0	0	\$ -	\$ -	\$ -	\$ -	710	680
33 Cleveland Pool	8120 Vanalden Ave., Reseda, CA 91335	Valley	3	40	0	0	\$ 1,333	\$ -	\$ -	\$ 1,333	1,460	1,320
34 Lanark Pool	21817 Strathern St., Canoga Park, CA 91304	Valley	3	0	0	0	\$ -	\$ -	\$ -	\$ -	810	770
35 Ritchie Valens Pool	10731 Laurel Canyon Blvd., Pacoima, CA 91331	Valley	7	0	0	0	\$ -	\$ -	\$ -	\$ -	830	800
Subtotal Aquatics - Pre-qualified				560	0	0	\$ 18,665	\$ -	\$ -	\$ 18,665	37960	35370

Estimated Total Enrollment	Estimated Enrollment -Swim Lessons
830	800
1,460	1,320
1,510	1,390
830	800
830	800
1,460	1,320
830	800
1,630	1,510
810	770
1,460	1,320
830	800
710	680
1,460	1,320
810	770
830	800
37960	35370

**PROJECT PLAN
YOUTH SPORT PARTNERSHIP**



Attachment 4a: Detail Aquatics

DOCUMENT NO.: LA28-002
FISCAL YEAR: 2021/2022

AQUATICS - Pre-qualified										
FY 2021/2022 (6/1/21 - 5/31/22)										
Estimated Enrollment Totals										
Facility	Address	Region	CD	Estimated Enrollment - Swim Team	Estimated Enrollment - Dive, Synchro, Water Polo Teams	Estimated \$ Swim Lessons	Estimated \$ Swim Team	Estimated \$ - Dive, Synchro, Water Polo Teams	Estimated Total Swim Lessons + Sports Teams	
						\$33	\$ 205	\$ 185		
1	John C. Argue Swim Stadium	3980 Bill Robertson Lane, Los Angeles, CA 90037	Expo	9	60	80	\$ 47,995	\$ 12,300	\$ 14,800	\$ 75,095
2	Algin Sutton Pool	8800 S. Hoover St., Los Angeles, CA 90044	Pacific	8	60	80	\$ 47,995	\$ 12,300	\$ 14,800	\$ 75,095
3	109th Pool	1500 E. 109th St., Los Angeles, CA 90059	Pacific	15	20	40	\$ 21,665	\$ 4,100	\$ 7,400	\$ 33,165
4	South Park Pool	345 East 51st St., Los Angeles, CA 90011	Pacific	9	20	10	\$ 26,664	\$ 4,100	\$ 1,850	\$ 32,614
5	Fremont Pool	7630 Towne Ave., Los Angeles, CA 90003	Pacific	9	60	80	\$ 43,996	\$ 12,300	\$ 14,800	\$ 71,096
6	Roosevelt Pool	456 S. Mathews St., Los Angeles, CA 90033	Metro	14	60	80	\$ 47,995	\$ 12,300	\$ 14,800	\$ 75,095
7	Central Pool	1357 East 22nd St., Los Angeles, CA 90011	Pacific	9	20	10	\$ 26,664	\$ 4,100	\$ 1,850	\$ 32,614
8	Van Ness Pool	5720 2nd Avenue, Los Angeles, CA 90043	Pacific	2	60	80	\$ 47,995	\$ 12,300	\$ 14,800	\$ 75,095
9	Downey Pool	1775 N. Spring St., Los Angeles, CA 90031	Metro	1	20	0	\$ 23,664	\$ 4,100	\$ -	\$ 27,764
10	Lincoln Pool	3501 Valley Blvd, Los Angeles, CA 90031	Metro	1	60	80	\$ 47,995	\$ 12,300	\$ 14,800	\$ 75,095
11	Green Meadows Pool	431 E. 89th St., Los Angeles, CA 90003	Pacific	9	20	10	\$ 22,664	\$ 4,100	\$ 1,850	\$ 28,614
12	Sepulveda Pool	8737 Kester Ave., Panorama City, CA 91402	Valley	6	20	10	\$ 26,664	\$ 4,100	\$ 1,850	\$ 32,614
13	Costello Pool	3121 E. Olympic Blvd., Los Angeles, CA 90023	Metro	14	20	10	\$ 22,664	\$ 4,100	\$ 1,850	\$ 28,614
14	Jackie Tatum/Harvard Pool	6120 Denker St., Los Angeles, CA 90047	Pacific	8	20	10	\$ 22,664	\$ 4,100	\$ 1,850	\$ 28,614
15	Ross Snyder Pool	1501 East 41st St., Los Angeles, CA 90011	Pacific	9	20	10	\$ 26,664	\$ 4,100	\$ 1,850	\$ 32,614
16	Pecan Pool	120 S. Gless St., Los Angeles, CA 90033	Metro	14	20	10	\$ 22,664	\$ 4,100	\$ 1,850	\$ 28,614
17	Sun Valley Pool	8123 Vineland Ave., Sun Valley, CA 91352	Valley	6	20	20	\$ 25,664	\$ 4,100	\$ 3,700	\$ 33,464
18	Echo Deep Pool	1419 Colton St., Los Angeles, CA 90026	Metro	1	60	80	\$ 47,995	\$ 12,300	\$ 14,800	\$ 75,095
19	Hollywood Pool	1122 Cole Ave., Los Angeles, CA 90038	Pacific	13	20	20	\$ 25,664	\$ 4,100	\$ 3,700	\$ 33,464
20	Celes King III Pool	5001 Rodeo Rd, Los Angeles, CA 90016	Pacific	10	60	60	\$ 46,329	\$ 12,300	\$ 11,100	\$ 69,729

**PROJECT PLAN
YOUTH SPORT PARTNERSHIP**



Attachment 4a: Detail Aquatics

DOCUMENT NO.: LA28-002
FISCAL YEAR: 2021/2022

AQUATICS - Pre-qualified									
FY 2021/2022 (6/1/21 - 5/31/22)									
Estimated Enrollment Totals									
Facility	Address	Region	CD	Estimated Enrollment - Swim Team	Estimated Enrollment - Dive, Synchro, Water Polo Teams	Estimated \$ Swim Lessons	Estimated \$ Swim Team	Estimated \$ - Dive, Synchro, Water Polo Teams	Estimated Total Swim Lessons + Sports Teams
						\$33	\$ 205	\$ 185	
21 Highland Pool	6150 N. Piedmont Avenue, Los Angeles, CA 90042	Metro	1	20	10	\$ 26,664	\$ 4,100	\$ 1,850	\$ 32,614
22 EG Roberts Pool	4526 W. Pico Blvd., Los Angeles, CA 90019	Pacific	10	60	80	\$ 43,996	\$ 12,300	\$ 14,800	\$ 71,096
23 Hubert Humphrey Pool	12560 Filmore St., Pacoima, CA 91331	Valley	7	60	60	\$ 46,329	\$ 12,300	\$ 11,100	\$ 69,729
24 Harbor Pool	1221 N. Figueroa Pl., Wilmington, CA 90744	Pacific	15	20	10	\$ 26,664	\$ 4,100	\$ 1,850	\$ 32,614
25 Sylmar Pool	13109 Borden Ave, Los Angeles, CA 91342	Valley	7	20	10	\$ 26,664	\$ 4,100	\$ 1,850	\$ 32,614
26 Richard Alatorre Pool	4721 Klamath St., Los Angeles, CA 90032	Metro	14	60	80	\$ 43,996	\$ 12,300	\$ 14,800	\$ 71,096
27 Valley Plaza Pool	6715 Laurelgrove Ave., North Hollywood, CA 91606	Valley	2	20	10	\$ 26,664	\$ 4,100	\$ 1,850	\$ 32,614
28 Glassell Pool	3704 Verdugo Rd., Los Angeles, CA 90065	Metro	1	60	60	\$ 50,328	\$ 12,300	\$ 11,100	\$ 73,728
29 Reseda Pool	18411 Victory Blvd, Reseda, CA 91335	Valley	3	20	20	\$ 25,664	\$ 4,100	\$ 3,700	\$ 33,464
30 Banning Pool	1450 N. Avalon Blvd., Wilmington, CA 90744	Pacific	15	60	80	\$ 43,996	\$ 12,300	\$ 14,800	\$ 71,096
31 Fernangeles Pool	8851 Laurel Canyon Blvd, Sun Valley, CA 91352	Valley	6	20	10	\$ 26,664	\$ 4,100	\$ 1,850	\$ 32,614
32 North Hollywood Pool	5301 Tujunga Ave., North Hollywood, CA 91601	Valley	2	20	10	\$ 22,664	\$ 4,100	\$ 1,850	\$ 28,614
33 Cleveland Pool	8120 Vanalden Ave., Reseda, CA 91335	Valley	3	60	80	\$ 43,996	\$ 12,300	\$ 14,800	\$ 71,096
34 Lanark Pool	21817 Strathern St., Canoga Park, CA 91304	Valley	3	20	20	\$ 25,664	\$ 4,100	\$ 3,700	\$ 33,464
35 Ritchie Valens Pool	10731 Laurel Canyon Blvd., Pacoima, CA 91331	Valley	7	20	10	\$ 26,664	\$ 4,100	\$ 1,850	\$ 32,614
Subtotal Aquatics - Pre-qualified				1260	1330	\$ 1,178,882	\$ 258,300	\$ 246,050	\$ 1,683,232

PROJECT PLAN
YOUTH SPORT PARTNERSHIP



Attachment 4a: Detail Aquatics

DOCUMENT NO.: LA28-002
FISCAL YEAR: 2021/2022

AQUATICS Non pre-qualified (with self certification)				Summer 2018 (6/1/18 - 8/31/18) Actual Enrollment (Baseline) Totals				Fall 2018 (9/1/18 - 12/31/18) Actual Enrollment (Baseline) Totals			
Facility	Address	Region	CD	Actual Enrollment (Baseline) - Swim Lessons	Actual Enrollment (Baseline) Swim Team	Actual Enrollment (Baseline) Dive, Synchro, Water Polo Teams	Actual (Baseline) Total Enrollment	Actual Enrollment (Baseline) - Swim Lessons	Actual Enrollment (Baseline) Swim Team	Actual Enrollment (Baseline) Dive, Synchro, Water Polo Teams	Actual (Baseline) Total Enrollment
1 Hey Rookie Pool	3601 S. Gaffey St., San Pedro, CA 90731	Pacific	15	653	32	23	708	61	29		90
2 Verdugo Hills Pool	10654 Irma Ave., Tujunga, CA 91042	Valley	7	381			381				0
3 LACES Pool	5931 W. 18th St., Los Angeles, CA 90035	Pacific	10	949	70	85	1,104	151	63	17	231
4 Yosemite Pool	1840 Yosemite Dr., Los Angeles, CA 90041	Metro	14	599	21	22	642				0
5 Stoner Park Pool	1835 Stoner Ave., Los Angeles, CA 90025	Pacific	11	365			365				0
6 Granada Hills Pool	16730 Chatsworth St., Granada Hills, CA 91344	Valley	12	733			733				0
7 Westwood Pool	1350 Sepulveda Blvd., Los Angeles, CA 90025	Pacific	5	391	51	48	490	81	44	10	135
8 Woodland Hills Pool	5858 Shoup Ave., Woodland Hills, CA 91367	Valley	3	965	19	12	996				0
9 Westchester Pool	9100 Lincoln Blvd., Los Angeles, CA 90045	Pacific	11	775			775				0
10 Van Nuys Sherman Oaks Pool	14021 Huston St., Van Nuys, CA 91423	Valley	4	1136	57	101	1,294	108	51	96	255
11 Peck Park Pool	560 N. Western Ave., San Pedro, CA 90732	Pacific	15	0			0				0
12 Northridge Pool	10058 Reseda Blvd., Northridge, CA 91324	Valley	12	663			663				0
13 Griffith Park Pool	3401 Riverside Dr., Los Angeles, CA 90027	Metro	4	896			896				0
14 Venice High School Indoor Pool	2490 Walgrove Ave., Los Angeles, CA 90066	Pacific	11	921	66	69	1,056	81	70	20	171
15 Pan Pacific Park Pool	141 S. Gardner St., Los Angeles, CA 90036	Pacific	4	416			416				0
16 Mar Vista Pool	11655 Palms Blvd., Los Angeles, CA 90066	Pacific	11	613			613				0
17 Cheviot Hills Pool	2693 Motor Ave., Los Angeles, CA 90064	Pacific	5	357		2	359				0
18 Rustic Canyon Pool	601 Latimer Rd., Pacific Palisades, CA 90402	Pacific	11	48			48				0
Subtotal Aquatics - Non pre-qualified (with self certification)				10861	316	362	11,539	482	257	143	882
Total Aquatics				36073	1064	1009	38146	2159	670	219	3048

PROJECT PLAN

YOUTH SPORT PARTNERSHIP



Attachment 4a: Detail Aquatics

DOCUMENT NO.: LA28-002
FISCAL YEAR: 2021/2022

AQUATICS Non pre-qualified (with self certification)				Winter 2019 (1/1/19 - 3/31/19) Actual Enrollment (Baseline) Totals				Spring 2019 (4/1/19 - 5/31/19) Actual Enrollment (Baseline) Totals			
Facility	Address	Region	CD	Actual Enrollment (Baseline) - Swim Lessons	Actual Enrollment (Baseline) Swim Team	Actual Enrollment (Baseline) Dive, Synchro, Water Polo Teams	Actual (Baseline) Total Enrollment	Actual Enrollment (Baseline) - Swim Lessons	Actual Enrollment (Baseline) Swim Team	Actual Enrollment (Baseline) Dive, Synchro, Water Polo Teams	Actual (Baseline) Total Enrollment
1 Hey Rookie Pool	3601 S. Gaffey St., San Pedro, CA 90731	Pacific	15	24		40	64	25			25
2 Verdugo Hills Pool	10654 Irma Ave., Tujunga, CA 91042	Valley	7				0				0
3 LACES Pool	5931 W. 18th St., Los Angeles, CA 90035	Pacific	10	83		54	137	116			116
4 Yosemite Pool	1840 Yosemite Dr., Los Angeles, CA 90041	Metro	14				0				0
5 Stoner Park Pool	1835 Stoner Ave., Los Angeles, CA 90025	Pacific	11				0				0
6 Granada Hills Pool	16730 Chatsworth St., Granada Hills, CA 91344	Valley	12				0				0
7 Westwood Pool	1350 Sepulveda Blvd., Los Angeles, CA 90025	Pacific	5	68		25	93	5			5
8 Woodland Hills Pool	5858 Shoup Ave., Woodland Hills, CA 91367	Valley	3				0				0
9 Westchester Pool	9100 Lincoln Blvd., Los Angeles, CA 90045	Pacific	11				0				0
10 Van Nuys Sherman Oaks Pool	14021 Huston St., Van Nuys, CA 91423	Valley	4	59		91	150	147			147
11 Peck Park Pool	560 N. Western Ave., San Pedro, CA 90732	Pacific	15				0				0
12 Northridge Pool	10058 Reseda Blvd., Northridge, CA 91324	Valley	12				0				0
13 Griffith Park Pool	3401 Riverside Dr., Los Angeles, CA 90027	Metro	4				0				0
14 Venice High School Indoor Pool	2490 Walgrove Ave., Los Angeles, CA 90066	Pacific	11	36		59	95	60			60
15 Pan Pacific Park Pool	141 S. Gardner St., Los Angeles, CA 90036	Pacific	4				0				0
16 Mar Vista Pool	11655 Palms Blvd., Los Angeles, CA 90066	Pacific	11				0				0
17 Cheviot Hills Pool	2693 Motor Ave., Los Angeles, CA 90064	Pacific	5				0				0
18 Rustic Canyon Pool	601 Latimer Rd., Pacific Palisades, CA 90402	Pacific	11				0				0
Subtotal Aquatics - Non pre-qualified (with self certification)				270	0	269	539	353	0	0	353
Total Aquatics				1097	49	617	1763	1369	0	0	1369

PROJECT PLAN
YOUTH SPORT PARTNERSHIP



Attachment 4a: Detail Aquatics

DOCUMENT NO.: LA28-002
FISCAL YEAR: 2021/2022

AQUATICS Non pre-qualified (with self certification)				FY 2018/2019 (6/1/18 - 5/31/19) Actual Enrollment (Baseline) Totals				
Facility	Address	Region	CD	Actual Enrollment (Baseline) - Swim Lessons	Actual Enrollment (Baseline) Swim Team	Actual Enrollment (Baseline) Dive, Synchro, Water Polo Teams	Actual (Baseline) Total Enrollment	
1	Hey Rookie Pool	3601 S. Gaffey St., San Pedro, CA 90731	Pacific	15	763	61	63	887
2	Verdugo Hills Pool	10654 Irma Ave., Tujunga, CA 91042	Valley	7	381	0	0	381
3	LACES Pool	5931 W. 18th St., Los Angeles, CA 90035	Pacific	10	1299	133	156	1,588
4	Yosemite Pool	1840 Yosemite Dr., Los Angeles, CA 90041	Metro	14	599	21	22	642
5	Stoner Park Pool	1835 Stoner Ave., Los Angeles, CA 90025	Pacific	11	365	0	0	365
6	Granada Hills Pool	16730 Chatsworth St., Granada Hills, CA 91344	Valley	12	733	0	0	733
7	Westwood Pool	1350 Sepulveda Blvd., Los Angeles, CA 90025	Pacific	5	545	95	83	723
8	Woodland Hills Pool	5858 Shoup Ave., Woodland Hills, CA 91367	Valley	3	965	19	12	996
9	Westchester Pool	9100 Lincoln Blvd., Los Angeles, CA 90045	Pacific	11	775	0	0	775
10	Van Nuys Sherman Oaks Pool	14021 Huston St., Van Nuys, CA 91423	Valley	4	1450	108	288	1,846
11	Peck Park Pool	560 N. Western Ave., San Pedro, CA 90732	Pacific	15	0	0	0	0
12	Northridge Pool	10058 Reseda Blvd., Northridge, CA 91324	Valley	12	663	0	0	663
13	Griffith Park Pool	3401 Riverside Dr., Los Angeles, CA 90027	Metro	4	896	0	0	896
14	Venice High School Indoor Pool	2490 Walgrove Ave., Los Angeles, CA 90066	Pacific	11	1098	136	148	1,382
15	Pan Pacific Park Pool	141 S. Gardner St., Los Angeles, CA 90036	Pacific	4	416	0	0	416
16	Mar Vista Pool	11655 Palms Blvd., Los Angeles, CA 90066	Pacific	11	613	0	0	613
17	Cheviot Hills Pool	2693 Motor Ave., Los Angeles, CA 90064	Pacific	5	357	0	2	359
18	Rustic Canyon Pool	601 Latimer Rd., Pacific Palisades, CA 90402	Pacific	11	48	0	0	48
Subtotal Aquatics - Non pre-qualified (with self certification)					11966	573	774	13,313
Total Aquatics					40698	1783	1845	44326

Summer 2021:		
Estimated Total Enrollment	Estimated Enrollment -Swim Lessons	Estimated Enrollment - Swim Team
700	650	20
830	800	20
680	620	20
820	770	20
730	710	20
830	800	20
680	620	20
690	650	20
830	800	20
800	740	20
700	650	20
710	680	20
830	800	20
680	620	20
830	800	20
830	800	20
830	800	20
730	710	20
13730	13020	360
40660	38470	1060

**PROJECT PLAN
YOUTH SPORT PARTNERSHIP**



Attachment 4a: Detail Aquatics

DOCUMENT NO.: LA28-002
FISCAL YEAR: 2021/2022

AQUATICS Non pre-qualified (with self certification)				Lessons (6/21/21 - 8/27/21); Teams (6/21/21 - 8/27/21) Estimated Enrollment Totals					
Facility	Address	Region	CD	Estimated Enrollment - Dive, Synchro, Water Polo Teams	Estimated \$ Swim Lessons \$33	Estimated \$ Swim Team \$ 205	Estimated \$ - Dive, Synchro, Water Polo Teams \$ 185	Estimated Total Swim Lessons + Sports Teams	
1	Hey Rookie Pool	3601 S. Gaffey St., San Pedro, CA 90731	Pacific	15	30	\$ 21,665	\$ 4,100	\$ 5,550	\$ 31,315
2	Verdugo Hills Pool	10654 Irma Ave., Tujunga, CA 91042	Valley	7	10	\$ 26,664	\$ 4,100	\$ 1,850	\$ 32,614
3	LACES Pool	5931 W. 18th St., Los Angeles, CA 90035	Pacific	10	40	\$ 20,665	\$ 4,100	\$ 7,400	\$ 32,165
4	Yosemite Pool	1840 Yosemite Dr., Los Angeles, CA 90041	Metro	14	30	\$ 25,664	\$ 4,100	\$ 5,550	\$ 35,314
5	Stoner Park Pool	1835 Stoner Ave., Los Angeles, CA 90025	Pacific	11	0	\$ 23,664	\$ 4,100	\$ -	\$ 27,764
6	Granada Hills Pool	16730 Chatsworth St., Granada Hills, CA 91344	Valley	12	10	\$ 26,664	\$ 4,100	\$ 1,850	\$ 32,614
7	Westwood Pool	1350 Sepulveda Blvd., Los Angeles, CA 90025	Pacific	5	40	\$ 20,665	\$ 4,100	\$ 7,400	\$ 32,165
8	Woodland Hills Pool	5858 Shoup Ave., Woodland Hills, CA 91367	Valley	3	20	\$ 21,665	\$ 4,100	\$ 3,700	\$ 29,465
9	Westchester Pool	9100 Lincoln Blvd., Los Angeles, CA 90045	Pacific	11	10	\$ 26,664	\$ 4,100	\$ 1,850	\$ 32,614
10	Van Nuys Sherman Oaks Pool	14021 Huston St., Van Nuys, CA 91423	Valley	4	40	\$ 24,664	\$ 4,100	\$ 7,400	\$ 36,164
11	Peck Park Pool	560 N. Western Ave., San Pedro, CA 90732	Pacific	15	30	\$ 21,665	\$ 4,100	\$ 5,550	\$ 31,315
12	Northridge Pool	10058 Reseda Blvd., Northridge, CA 91324	Valley	12	10	\$ 22,664	\$ 4,100	\$ 1,850	\$ 28,614
13	Griffith Park Pool	3401 Riverside Dr., Los Angeles, CA 90027	Metro	4	10	\$ 26,664	\$ 4,100	\$ 1,850	\$ 32,614
14	Venice High School Indoor Pool	2490 Walgrove Ave., Los Angeles, CA 90066	Pacific	11	40	\$ 20,665	\$ 4,100	\$ 7,400	\$ 32,165
15	Pan Pacific Park Pool	141 S. Gardner St., Los Angeles, CA 90036	Pacific	4	10	\$ 26,664	\$ 4,100	\$ 1,850	\$ 32,614
16	Mar Vista Pool	11655 Palms Blvd., Los Angeles, CA 90066	Pacific	11	10	\$ 26,664	\$ 4,100	\$ 1,850	\$ 32,614
17	Cheviot Hills Pool	2693 Motor Ave., Los Angeles, CA 90064	Pacific	5	10	\$ 26,664	\$ 4,100	\$ 1,850	\$ 32,614
18	Rustic Canyon Pool	601 Latimer Rd., Pacific Palisades, CA 90402	Pacific	11	0	\$ 23,664	\$ 4,100	\$ -	\$ 27,764
Subtotal Aquatics - Non pre-qualified (with self certification)				350	\$ 433,957	\$ 73,800	\$ 64,750	\$ 572,507	
Total Aquatics				1130	\$ 1,282,205	\$ 217,300	\$ 209,050	\$ 1,708,555	

Estimated Total Enrollment	Estimated Enrollment -Swim Lessons
280	260
0	0
250	220
0	0
0	0
0	0
250	220
0	0
0	0
250	220
260	260
0	0
0	0
250	220
0	0
0	0
0	0
0	0
1540	1400
5140	4600

PROJECT PLAN
YOUTH SPORT PARTNERSHIP



Attachment 4a: Detail Aquatics

DOCUMENT NO.: LA28-002
FISCAL YEAR: 2021/2022

AQUATICS Non pre-qualified (with self certification)				Fall 2021: Lessons (9/21/21 - 12/19/21); Teams (9/21/21 - 12/17/21) Estimated Enrollment Totals							
Facility	Address	Region	CD	Estimated Enrollment - Swim Team	Estimated Enrollment - Dive, Synchro, Water Polo Teams	Estimated \$ Swim Lessons \$33	Estimated \$ Swim Team \$ 205	Estimated \$ - Dive, Synchro, Water Polo Teams \$ 185	Estimated Total Swim Lessons + Sports Teams	Estimated Total Enrollment	
1	Hey Rookie Pool	3601 S. Gaffey St., San Pedro, CA 90731	Pacific	15	20	0	\$ 8,666	\$ 4,100	\$ -	\$ 12,766	490
2	Verdugo Hills Pool	10654 Irma Ave., Tujunga, CA 91042	Valley	7	0	0	\$ -	\$ -	\$ -	\$ -	10
3	LACES Pool	5931 W. 18th St., Los Angeles, CA 90035	Pacific	10	20	10	\$ 7,333	\$ 4,100	\$ 1,850	\$ 13,283	490
4	Yosemite Pool	1840 Yosemite Dr., Los Angeles, CA 90041	Metro	14	0	0	\$ -	\$ -	\$ -	\$ -	10
5	Stoner Park Pool	1835 Stoner Ave., Los Angeles, CA 90025	Pacific	11	0	0	\$ -	\$ -	\$ -	\$ -	0
6	Granada Hills Pool	16730 Chatsworth St., Granada Hills, CA 91344	Valley	12	0	0	\$ -	\$ -	\$ -	\$ -	0
7	Westwood Pool	1350 Sepulveda Blvd., Los Angeles, CA 90025	Pacific	5	20	10	\$ 7,333	\$ 4,100	\$ 1,850	\$ 13,283	490
8	Woodland Hills Pool	5858 Shoup Ave., Woodland Hills, CA 91367	Valley	3	0	0	\$ -	\$ -	\$ -	\$ -	0
9	Westchester Pool	9100 Lincoln Blvd., Los Angeles, CA 90045	Pacific	11	0	0	\$ -	\$ -	\$ -	\$ -	0
10	Van Nuys Sherman Oaks Pool	14021 Huston St., Van Nuys, CA 91423	Valley	4	20	10	\$ 7,333	\$ 4,100	\$ 1,850	\$ 13,283	490
11	Peck Park Pool	560 N. Western Ave., San Pedro, CA 90732	Pacific	15	0	0	\$ 8,666	\$ -	\$ -	\$ 8,666	460
12	Northridge Pool	10058 Reseda Blvd., Northridge, CA 91324	Valley	12	0	0	\$ -	\$ -	\$ -	\$ -	0
13	Griffith Park Pool	3401 Riverside Dr., Los Angeles, CA 90027	Metro	4	0	0	\$ -	\$ -	\$ -	\$ -	0
14	Venice High School Indoor Pool	2490 Walgrove Ave., Los Angeles, CA 90066	Pacific	11	20	10	\$ 7,333	\$ 4,100	\$ 1,850	\$ 13,283	490
15	Pan Pacific Park Pool	141 S. Gardner St., Los Angeles, CA 90036	Pacific	4	0	0	\$ -	\$ -	\$ -	\$ -	0
16	Mar Vista Pool	11655 Palms Blvd., Los Angeles, CA 90066	Pacific	11	0	0	\$ -	\$ -	\$ -	\$ -	0
17	Cheviot Hills Pool	2693 Motor Ave., Los Angeles, CA 90064	Pacific	5	0	0	\$ -	\$ -	\$ -	\$ -	0
18	Rustic Canyon Pool	601 Latimer Rd., Pacific Palisades, CA 90402	Pacific	11	0	0	\$ -	\$ -	\$ -	\$ -	0
Subtotal Aquatics - Non pre-qualified (with self certification)					100	40	\$ 46,662	\$ 20,500	\$ 7,400	\$ 74,562	2930
Total Aquatics					380	160	\$ 153,318	\$ 77,900	\$ 29,600	\$ 260,818	9800

**PROJECT PLAN
YOUTH SPORT PARTNERSHIP**



Attachment 4a: Detail Aquatics

DOCUMENT NO.: LA28-002
FISCAL YEAR: 2021/2022

AQUATICS Non pre-qualified (with self certification)				Winter 2022: Lessons (1/4/22 - 4/24/22); Teams (2/1/22 - 5/20/22) Estimated Enrollment Totals							
Facility	Address	Region	CD	Estimated Enrollment -Swim Lessons	Estimated Enrollment - Swim Team	Estimated Enrollment - Dive, Synchro, Water Polo Teams	Estimated \$ Swim Lessons \$33	Estimated \$ Swim Team \$ 205	Estimated \$ - Dive, Synchro, Water Polo Teams \$ 185	Estimated Total Swim Lessons + Sports Teams	
1	Hey Rookie Pool	3601 S. Gaffey St., San Pedro, CA 90731	Pacific	15	440	20	30	\$ 14,665	\$ 4,100	\$ 5,550	\$ 24,315
2	Verdugo Hills Pool	10654 Irma Ave., Tujunga, CA 91042	Valley	7	0	0	10	\$ -	\$ -	\$ 1,850	\$ 1,850
3	LACES Pool	5931 W. 18th St., Los Angeles, CA 90035	Pacific	10	440	20	30	\$ 14,665	\$ 4,100	\$ 5,550	\$ 24,315
4	Yosemite Pool	1840 Yosemite Dr., Los Angeles, CA 90041	Metro	14	0	0	10	\$ -	\$ -	\$ 1,850	\$ 1,850
5	Stoner Park Pool	1835 Stoner Ave., Los Angeles, CA 90025	Pacific	11	0	0	0	\$ -	\$ -	\$ -	\$ -
6	Granada Hills Pool	16730 Chatsworth St., Granada Hills, CA 91344	Valley	12	0	0	0	\$ -	\$ -	\$ -	\$ -
7	Westwood Pool	1350 Sepulveda Blvd., Los Angeles, CA 90025	Pacific	5	440	20	30	\$ 14,665	\$ 4,100	\$ 5,550	\$ 24,315
8	Woodland Hills Pool	5858 Shoup Ave., Woodland Hills, CA 91367	Valley	3	0	0	0	\$ -	\$ -	\$ -	\$ -
9	Westchester Pool	9100 Lincoln Blvd., Los Angeles, CA 90045	Pacific	11	0	0	0	\$ -	\$ -	\$ -	\$ -
10	Van Nuys Sherman Oaks Pool	14021 Huston St., Van Nuys, CA 91423	Valley	4	440	20	30	\$ 14,665	\$ 4,100	\$ 5,550	\$ 24,315
11	Peck Park Pool	560 N. Western Ave., San Pedro, CA 90732	Pacific	15	440	0	20	\$ 14,665	\$ -	\$ 3,700	\$ 18,365
12	Northridge Pool	10058 Reseda Blvd., Northridge, CA 91324	Valley	12	0	0	0	\$ -	\$ -	\$ -	\$ -
13	Griffith Park Pool	3401 Riverside Dr., Los Angeles, CA 90027	Metro	4	0	0	0	\$ -	\$ -	\$ -	\$ -
14	Venice High School Indoor Pool	2490 Walgrove Ave., Los Angeles, CA 90066	Pacific	11	440	20	30	\$ 14,665	\$ 4,100	\$ 5,550	\$ 24,315
15	Pan Pacific Park Pool	141 S. Gardner St., Los Angeles, CA 90036	Pacific	4	0	0	0	\$ -	\$ -	\$ -	\$ -
16	Mar Vista Pool	11655 Palms Blvd., Los Angeles, CA 90066	Pacific	11	0	0	0	\$ -	\$ -	\$ -	\$ -
17	Cheviot Hills Pool	2693 Motor Ave., Los Angeles, CA 90064	Pacific	5	0	0	0	\$ -	\$ -	\$ -	\$ -
18	Rustic Canyon Pool	601 Latimer Rd., Pacific Palisades, CA 90402	Pacific	11	0	0	0	\$ -	\$ -	\$ -	\$ -
Subtotal Aquatics - Non pre-qualified (with self certification)					2640	100	190	\$ 87,991	\$ 20,500	\$ 35,150	\$ 143,641
Total Aquatics					8800	380	620	\$ 293,304	\$ 77,900	\$ 114,700	\$ 485,904

PROJECT PLAN
YOUTH SPORT PARTNERSHIP



Attachment 4a: Detail Aquatics

DOCUMENT NO.: LA28-002
FISCAL YEAR: 2021/2022

AQUATICS Non pre-qualified (with self certification)				Spring 2022: Lessons (4/26/22 - 5/22/22) Estimated Enrollment Totals								
Facility	Address	Region	CD	Estimated Total Enrollment	Estimated Enrollment -Swim Lessons	Estimated Enrollment - Swim Team	Estimated Enrollment - Dive, Synchro, Water Polo Teams	Estimated \$ Swim Lessons \$33	Estimated \$ Swim Team \$ 205	Estimated \$ - Dive, Synchro, Water Polo Teams \$ 185	Estimated Total Swim Lessons + Sports Teams	
1	Hey Rookie Pool	3601 S. Gaffey St., San Pedro, CA 90731	Pacific	15	40	40	0	0	\$ 1,333	\$ -	\$ -	\$ 1,333
2	Verdugo Hills Pool	10654 Irma Ave., Tujunga, CA 91042	Valley	7	0	0	0	\$ -	\$ -	\$ -	\$ -	
3	LACES Pool	5931 W. 18th St., Los Angeles, CA 90035	Pacific	10	40	40	0	\$ 1,333	\$ -	\$ -	\$ 1,333	
4	Yosemite Pool	1840 Yosemite Dr., Los Angeles, CA 90041	Metro	14	0	0	0	\$ -	\$ -	\$ -	\$ -	
5	Stoner Park Pool	1835 Stoner Ave., Los Angeles, CA 90025	Pacific	11	0	0	0	\$ -	\$ -	\$ -	\$ -	
6	Granada Hills Pool	16730 Chatsworth St., Granada Hills, CA 91344	Valley	12	0	0	0	\$ -	\$ -	\$ -	\$ -	
7	Westwood Pool	1350 Sepulveda Blvd., Los Angeles, CA 90025	Pacific	5	40	40	0	\$ 1,333	\$ -	\$ -	\$ 1,333	
8	Woodland Hills Pool	5858 Shoup Ave., Woodland Hills, CA 91367	Valley	3	0	0	0	\$ -	\$ -	\$ -	\$ -	
9	Westchester Pool	9100 Lincoln Blvd., Los Angeles, CA 90045	Pacific	11	0	0	0	\$ -	\$ -	\$ -	\$ -	
10	Van Nuys Sherman Oaks Pool	14021 Huston St., Van Nuys, CA 91423	Valley	4	40	40	0	\$ 1,333	\$ -	\$ -	\$ 1,333	
11	Peck Park Pool	560 N. Western Ave., San Pedro, CA 90732	Pacific	15	40	40	0	\$ 1,333	\$ -	\$ -	\$ 1,333	
12	Northridge Pool	10058 Reseda Blvd., Northridge, CA 91324	Valley	12	0	0	0	\$ -	\$ -	\$ -	\$ -	
13	Griffith Park Pool	3401 Riverside Dr., Los Angeles, CA 90027	Metro	4	0	0	0	\$ -	\$ -	\$ -	\$ -	
14	Venice High School Indoor Pool	2490 Walgrove Ave., Los Angeles, CA 90066	Pacific	11	40	40	0	\$ 1,333	\$ -	\$ -	\$ 1,333	
15	Pan Pacific Park Pool	141 S. Gardner St., Los Angeles, CA 90036	Pacific	4	0	0	0	\$ -	\$ -	\$ -	\$ -	
16	Mar Vista Pool	11655 Palms Blvd., Los Angeles, CA 90066	Pacific	11	0	0	0	\$ -	\$ -	\$ -	\$ -	
17	Cheviot Hills Pool	2693 Motor Ave., Los Angeles, CA 90064	Pacific	5	0	0	0	\$ -	\$ -	\$ -	\$ -	
18	Rustic Canyon Pool	601 Latimer Rd., Pacific Palisades, CA 90402	Pacific	11	0	0	0	\$ -	\$ -	\$ -	\$ -	
Subtotal Aquatics - Non pre-qualified (with self certification)					240	240	0	0	\$ 7,999	\$ -	\$ -	\$ 7,999
Total Aquatics					800	800	0	0	\$ 26,664	\$ -	\$ -	\$ 26,664

PROJECT PLAN
YOUTH SPORT PARTNERSHIP



Attachment 4a: Detail Aquatics

DOCUMENT NO.: LA28-002
FISCAL YEAR: 2021/2022

AQUATICS Non pre-qualified (with self certification)			
Facility	Address	Region	CD
1	Hey Rookie Pool	3601 S. Gaffey St., San Pedro, CA 90731	Pacific 15
2	Verdugo Hills Pool	10654 Irma Ave., Tujunga, CA 91042	Valley 7
3	LACES Pool	5931 W. 18th St., Los Angeles, CA 90035	Pacific 10
4	Yosemite Pool	1840 Yosemite Dr., Los Angeles, CA 90041	Metro 14
5	Stoner Park Pool	1835 Stoner Ave., Los Angeles, CA 90025	Pacific 11
6	Granada Hills Pool	16730 Chatsworth St., Granada Hills, CA 91344	Valley 12
7	Westwood Pool	1350 Sepulveda Blvd., Los Angeles, CA 90025	Pacific 5
8	Woodland Hills Pool	5858 Shoup Ave., Woodland Hills, CA 91367	Valley 3
9	Westchester Pool	9100 Lincoln Blvd., Los Angeles, CA 90045	Pacific 11
10	Van Nuys Sherman Oaks Pool	14021 Huston St., Van Nuys, CA 91423	Valley 4
11	Peck Park Pool	560 N. Western Ave., San Pedro, CA 90732	Pacific 15
12	Northridge Pool	10058 Reseda Blvd., Northridge, CA 91324	Valley 12
13	Griffith Park Pool	3401 Riverside Dr., Los Angeles, CA 90027	Metro 4
14	Venice High School Indoor Pool	2490 Walgrove Ave., Los Angeles, CA 90066	Pacific 11
15	Pan Pacific Park Pool	141 S. Gardner St., Los Angeles, CA 90036	Pacific 4
16	Mar Vista Pool	11655 Palms Blvd., Los Angeles, CA 90066	Pacific 11
17	Cheviot Hills Pool	2693 Motor Ave., Los Angeles, CA 90064	Pacific 5
18	Rustic Canyon Pool	601 Latimer Rd., Pacific Palisades, CA 90402	Pacific 11
Subtotal Aquatics - Non pre-qualified (with self certification)			
Total Aquatics			

FY 2021/2022 (6/1/21 - 5/31/22) Estimated Enrollment Totals						
Estimated Total Enrollment	Estimated Enrollment -Swim Lessons	Estimated Enrollment - Swim Team	Estimated Enrollment - Dive, Synchro, Water Polo Teams	Estimated \$ Swim Lessons	Estimated \$ Swim Team	Estimated \$ - Dive, Synchro, Water Polo Teams
				\$33	\$ 205	\$ 185
1,510	1,390	60	60	\$ 46,329	\$ 12,300	\$ 11,100
840	800	20	20	\$ 26,664	\$ 4,100	\$ 3,700
1,460	1,320	60	80	\$ 43,996	\$ 12,300	\$ 14,800
830	770	20	40	\$ 25,664	\$ 4,100	\$ 7,400
730	710	20	0	\$ 23,664	\$ 4,100	\$ -
830	800	20	10	\$ 26,664	\$ 4,100	\$ 1,850
1,460	1,320	60	80	\$ 43,996	\$ 12,300	\$ 14,800
690	650	20	20	\$ 21,665	\$ 4,100	\$ 3,700
830	800	20	10	\$ 26,664	\$ 4,100	\$ 1,850
1,580	1,440	60	80	\$ 47,995	\$ 12,300	\$ 14,800
1,460	1,390	20	50	\$ 46,329	\$ 4,100	\$ 9,250
710	680	20	10	\$ 22,664	\$ 4,100	\$ 1,850
830	800	20	10	\$ 26,664	\$ 4,100	\$ 1,850
1,460	1,320	60	80	\$ 43,996	\$ 12,300	\$ 14,800
830	800	20	10	\$ 26,664	\$ 4,100	\$ 1,850
830	800	20	10	\$ 26,664	\$ 4,100	\$ 1,850
830	800	20	10	\$ 26,664	\$ 4,100	\$ 1,850
730	710	20	0	\$ 23,664	\$ 4,100	\$ -
18440	17300	560	580	\$ 576,609	\$ 114,800	\$ 107,300
56400	52670	1820	1910	\$ 1,755,491	\$ 373,100	\$ 353,350

PROJECT PLAN

YOUTH SPORT PARTNERSHIP



Attachment 4a: Detail Aquatics

DOCUMENT NO.: LA28-002
FISCAL YEAR: 2021/2022

AQUATICS Non pre-qualified (with self certification)				
Facility	Address	Region	CD	Estimated Total Swim Lessons + Sports Teams
1 Hey Rookie Pool	3601 S. Gaffey St., San Pedro, CA 90731	Pacific	15	\$ 69,729
2 Verdugo Hills Pool	10654 Irma Ave., Tujunga, CA 91042	Valley	7	\$ 34,464
3 LACES Pool	5931 W. 18th St., Los Angeles, CA 90035	Pacific	10	\$ 71,096
4 Yosemite Pool	1840 Yosemite Dr., Los Angeles, CA 90041	Metro	14	\$ 37,164
5 Stoner Park Pool	1835 Stoner Ave., Los Angeles, CA 90025	Pacific	11	\$ 27,764
6 Granada Hills Pool	16730 Chatsworth St., Granada Hills, CA 91344	Valley	12	\$ 32,614
7 Westwood Pool	1350 Sepulveda Blvd., Los Angeles, CA 90025	Pacific	5	\$ 71,096
8 Woodland Hills Pool	5858 Shoup Ave., Woodland Hills, CA 91367	Valley	3	\$ 29,465
9 Westchester Pool	9100 Lincoln Blvd., Los Angeles, CA 90045	Pacific	11	\$ 32,614
10 Van Nuys Sherman Oaks Pool	14021 Huston St., Van Nuys, CA 91423	Valley	4	\$ 75,095
11 Peck Park Pool	560 N. Western Ave., San Pedro, CA 90732	Pacific	15	\$ 59,679
12 Northridge Pool	10058 Reseda Blvd., Northridge, CA 91324	Valley	12	\$ 28,614
13 Griffith Park Pool	3401 Riverside Dr., Los Angeles, CA 90027	Metro	4	\$ 32,614
14 Venice High School Indoor Pool	2490 Walgrove Ave., Los Angeles, CA 90066	Pacific	11	\$ 71,096
15 Pan Pacific Park Pool	141 S. Gardner St., Los Angeles, CA 90036	Pacific	4	\$ 32,614
16 Mar Vista Pool	11655 Palms Blvd., Los Angeles, CA 90066	Pacific	11	\$ 32,614
17 Cheviot Hills Pool	2693 Motor Ave., Los Angeles, CA 90064	Pacific	5	\$ 32,614
18 Rustic Canyon Pool	601 Latimer Rd., Pacific Palisades, CA 90402	Pacific	11	\$ 27,764
Subtotal Aquatics - Non pre-qualified (with self certification)				\$ 798,709
Total Aquatics				\$ 2,481,941

**PROJECT PLAN
YOUTH SPORT PARTNERSHIP**



Attachment 4b: Aquatics Activity

DOCUMENT NO.:

LA28-002

FISCAL YEAR:

2021/2022

AQUATICS - Pre-qualified		CLASSES		TEAMS				Grand Total	
		Swim Lessons	Total Swim Lessons	Swim	Dive	Artistic Swim	Water Polo		Total Teams
1	John C. Argue Swim Stadium	1,440	1,440	60	20	20	40	140	1,580
2	Algin Sutton Pool	1,440	1,440	60	20	20	40	140	1,580
3	109th Pool	650	650	20	20	20	-	60	710
4	South Park Pool	800	800	20	-	10	-	30	830
5	Fremont Pool	1,320	1,320	60	20	20	40	140	1,460
6	Roosevelt Pool	1,440	1,440	60	20	20	40	140	1,580
7	Central Pool	800	800	20	-	10	-	30	830
8	Van Ness Pool	1,440	1,440	60	20	20	40	140	1,580
9	Downey Pool	710	710	20	-	-	-	20	730
10	Lincoln Pool	1,440	1,440	60	20	20	40	140	1,580
11	Green Meadows Pool	680	680	20	-	10	-	30	710
12	Sepulveda Pool	800	800	20	-	10	-	30	830
13	Costello Pool	680	680	20	-	10	-	30	710
14	Jackie Tatum/Harvard Pool	680	680	20	-	10	-	30	710
15	Ross Snyder Pool	800	800	20	-	10	-	30	830
16	Pecan Pool	680	680	20	-	10	-	30	710
17	Sun Valley Pool	770	770	20	10	10	-	40	810
18	Echo Deep Pool	1,440	1,440	60	20	20	40	140	1,580
19	Hollywood Pool	770	770	20	10	10	-	40	810
20	Celes King III Pool	1,390	1,390	60	-	20	40	120	1,510
21	Highland Pool	800	800	20	-	10	-	30	830
22	EG Roberts Pool	1,320	1,320	60	20	20	40	140	1,460
23	Hubert Humphrey Pool	1,390	1,390	60	-	20	40	120	1,510
24	Harbor Pool	800	800	20	-	10	-	30	830
25	Sylmar Pool	800	800	20	-	10	-	30	830
26	Richard Alatorre Pool	1,320	1,320	60	20	20	40	140	1,460
27	Valley Plaza Pool	800	800	20	-	10	-	30	830
28	Glassell Pool	1,510	1,510	60	-	20	40	120	1,630
29	Reseda Pool	770	770	20	10	10	-	40	810
30	Banning Pool	1,320	1,320	60	20	20	40	140	1,460
31	Fernangeles Pool	800	800	20	-	10	-	30	830
32	North Hollywood Pool	680	680	20	-	10	-	30	710
33	Cleveland Pool	1,320	1,320	60	20	20	40	140	1,460
34	Lanark Pool	770	770	20	10	10	-	40	810
35	Ritchie Valens Pool	800	800	20	-	10	-	30	830
Grand Total		35,370	35,370	1,260	280	490	560	2,590	37,960

AQUATICS TEAM SPORTS

Direct Costs - US Swim Team (per quarter)/Other sports (per season)					
Line Item	Swim team	Dive	Synchro	Water polo	Description
Trophy	\$13.00	\$13.00	\$13.00	\$13.00	All youth receive an item to recognize their participation. Teams that win 1st and 2nd place typically receive large trophies. Some sports participants receive medals and others may receive shirts.
Lifeguard Instructor (Coach)	\$122.00	\$122.00	\$122.00	\$122.00	Lifeguard that will be coaching the sport. (US level swim team, novice level dive/water polo/synchro. US level team requires longer workouts/training.)
Officials	\$20.00	\$20.00	\$20.00	\$20.00	The cost per official depends on the sport and background of the official (experience/certification). The cost can range between \$20 and \$40.
Pre & Post Season Event	\$20.00	\$20.00	\$20.00	\$20.00	Every quarter, facilities host opening and closing day events for each sport to generate excitement and acknowledge all kids participating in the program.
Uniform	\$30.00	\$10.00	\$10.00	\$10.00	All teams receive team shirt, swim suit, snorkel, swim cap once/season
Total	\$ 205.00	\$ 185.00	\$185.00	\$185.00	

Equipment Costs - Year-round facility (14)					
Colorado Timing System -Dolphin Starting Unit	\$ 5,000.00	\$ -	\$ -	\$ -	- 8 lane timing system w/portable scoreboard
backstroke flags 60' (set 4)	\$ 541.76	\$ -	\$ -	\$ -	- backstroke flags
backstroke flag poles (set 4)	\$ 1,799.80	\$ -	\$ -	\$ -	- Kiefer Schedule 40
coaches stopwatch (set) x2	\$ 120.00	\$ -	\$ -	\$ -	- Ultek 495 100 digital stopwatch
deck timer stopwatch (set) x6	\$ 84.00	\$ -	\$ -	\$ -	- Mach 1 economy stopwatch
stretch cords w/ Paddles (Set) x20	\$ 1,090.00	\$ -	\$ -	\$ -	- Dryland training - Simulating swimming outside of the water to assist building sregnth Nz manufacturing
stretch cords (set) x40	\$ 640.00	\$ -	\$ -	\$ -	- Dryland training - Simulating swimming outside of the water to assist building sregnth Nz manufacturing
long/short belts (set) x20	\$ 1,250.00	\$ -	\$ -	\$ -	- In water training - Simulating swimming outside of the water to assist building sregnth Nz manufacturing
jump ropes (set of 36)	\$ 180.00	\$ -	\$ -	\$ -	- BSN Dryland training- speed work and cardio development
drag chutes (set) x20	\$ 800.00	\$ -	\$ -	\$ -	- In water training- power, speed work and cardio development building sregnth Nz manufacturing
medicine balls (20)	\$ 1,000.00	\$ -	\$ -	\$ -	- Smash Ball medicine balls
hanging workout mats (20)	\$ 1,000.00	\$ -	\$ -	\$ -	- workout mats (hanging)
Swim paddles(set of 40)	\$ 680.00	\$ -	\$ -	\$ -	
Short/long fins (set of 40)	\$ 1,280.00	\$ -	\$ -	\$ -	
Total	\$ 15,465.56	\$ -	\$ -	\$ -	

Equipment Costs - Seasonal facility (21)					
power start starting block (set of 2)	\$3,600.00	\$ -	\$ -	\$ -	- portable swim starting block
backstroke flags 60' (set 4)	\$541.76	\$ -	\$ -	\$ -	- backstroke flags
backstroke flag poles (set 4)	\$1,799.80	\$ -	\$ -	\$ -	- Kiefer Schedule 40
coaches stopwatch (set) x2	\$120.00	\$ -	\$ -	\$ -	- Ultek 495 100 digital stopwatch
deck timer stopwatch (set)X 6	\$84.00	\$ -	\$ -	\$ -	- Mach 1 economy stopwatch
stretch cords w/ Paddles (set) 20	\$1,090.00	\$ -	\$ -	\$ -	- Dryland training - Simulating swimming outside of the water to assist building sregnth Nz manufacturing
stretch cords (set) x40	\$640.00	\$ -	\$ -	\$ -	- Dryland training - Simulating swimming outside of the water to assist building sregnth Nz manufacturing
long/short belts (set) x20	\$1,250.00	\$ -	\$ -	\$ -	- In water training - Simulating swimming outside of the water to assist building sregnth Nz manufacturing
jump ropes (set of 36)	\$180.00	\$ -	\$ -	\$ -	- BSN Dryland training- speed work and cardio development
drag chutes (set) x20	\$800.00	\$ -	\$ -	\$ -	- In water training- power, speed work and cardio development building sregnth Nz manufacturing
medicine balls (20)	\$1,000.00	\$ -	\$ -	\$ -	- Smash Ball medicine balls
hanging workout mats (20)	\$1,000.00	\$ -	\$ -	\$ -	- workout mats (hanging)
Swim paddles(set of 40)	\$680.00	\$ -	\$ -	\$ -	
Short/long fins (set of 40)	\$1,280.00	\$ -	\$ -	\$ -	
Total	\$14,065.56	\$ -	\$ -	\$ -	

Attachment 4d: Aquatics Swim Lessons

AQUATICS SWIM LESSONS
Direct Costs - Aquatics Class

Direct Costs - Aquatics Class		
Line Item	Cost (Class - Aquatics) 38 Facilities	Description
Class instructor	\$33.33	This consists of lifeguard instructor that will provide instruction for the swim lesson.
Total	\$33.33	
Equipment	Cost (Class - Aquatics)	Description
Kickboards (set of 10)	\$195.00	
Pull buoys (set of 10)	\$142.50	
Swim noodles (set of 10)	\$38.20	
Dive rings toys (set of 12)	\$36.75	
Dive Animals sticks toys (set of 12)	\$35.70	
Lincoln Swim Platform (set of 2)	\$600.00	Tiny Tots/ Parent & Child
Swim Trainer (Set 10	\$200.00	
Total	\$1,248.15	

**PROJECT PLAN
YOUTH SPORT PARTNERSHIP**



Attachment 5: List of Teqball Sites

DOCUMENT NO.: LA28-002
FISCAL YEAR: 2021/2022

Teqball : List of Sites				
	Facility	Address	Region	CD
1	Lincoln Heights R.C.	2303 Workman Street Los Angeles, CA 90033	Metro	1
2	Downey R.C.	1772 North Spring Street Los Angeles, CA 90031	Metro	1
3	Cypress Park R.C.	2630 Pepper Avenue Los Angeles, CA 90065	Metro	1
4	Reseda R.C.	18411 Victory Blvd. Reseda, CA 91335	Valley	3
5	Lanark R.C.	21816 Lanark Street Canoga Park, CA 91305	Valley	3
6	Algin Sutton R.C.	8800 S. Hoover Street Los Angeles, CA 90044	Pacific	8
7	Expo Center/Roy Anderson R.C.	3980 S Bill Robertson Lane Los Angeles, CA 90037	Expo	9
8	South Park R.C.	345 East 51st Street Los Angeles, CA 90011	Pacific	9
9	Ross Snyder R.C.	1501 East 41st Street Los Angeles, CA 90011	Pacific	9
10	Lafayette Multi-Purpose Community Center	625 S Lafayette Park Place Los Angeles, CA 90057	Metro	10
11	Seoul International Park	3250 San Marino Street Los Angeles, CA 90006	Pacific	10
12	Vineyard R.C.	2942 Vineyard Avenue Los Angeles, CA 90016	Pacific	10
13	Queen Anne R.C.	1240 West Blvd. Los Angeles, CA 90019	Metro	10
14	Bellevue R.C.	826 Lucile Avenue Los Angeles, CA 90026	Metro	13
15	Pecan R.C.	127 South Pecan Street Los Angeles, CA 90033	Metro	14
16	Rosecrans R.C.	840 W. 149th Street Gardena, CA 90247	Pacific	15
17	Normandale R.C.	22400 S. Halldale Avenue Los Angeles, CA 90501	Pacific	15
18	Poinsettia R.C.	7341 Wiloughby Ave. Los Angeles, CA 90046	Metro	5
19	Eagle Rock R.C.	1100 Eagle Vista Drive Los Angeles, CA 90041	Metro	14
20	Westchester R.C.	7000 W. Manchester Ave. Los Angeles, CA 90045	Pacific	11
21	Robertson R.C.	1641 Preuss Rd. Los Angeles, CA 90035	Pacific	5
22	Palms R.C.	2950 Overland Ave Los Angeles, CA 90064	Valley	5
23	Stoner R.C.	1835 Stoner Ave. Los Angeles, CA 90025	Valley	11
24	Rustic Canyon R.C.	601 Latimer Rd. Santa Monica, CA 90402	Valley	11
25	Penmar RC	1341 Lake St, Venice, CA 90291	Valley	11
26	Mar Vista R.C.	11430 Woodbine St, Los Angeles, CA 90066	Valley	11
27	Cheviot Hills R.C.	2551 Motor Ave, Los Angeles, CA 90064	Valley	5
28	Westwood R.C.	1350 S Sepulveda Blvd, Los Angeles, CA 90025	Valley	5
29	Hansen Dam	11798 Foothill Blvd. Lake View Terrace, CA 91342	Valley	7

Track & Field

INSTRUCTOR COST							
ACTIVITIES	NO. OF PARTICIPANTS (per Quarter)	COST PER INSTRUCTOR/COACH PER SITE	Duration	No. of Sites	TOTAL INSTRUCTOR COSTS(per Quarter)	TOTAL INSTRUCTOR COSTS(per Year)	COST PER PARTICIPANT
Instructors/Coaches (\$35/hr X 2 coaches X 2 days X 2 hrs)	300	\$280	8 weeks	15	\$33,600	\$134,400	\$112.00
Saturday Instruction (\$35/hr X 6 staff X 4 hrs)	300	\$840	4 days	3	\$10,080	\$40,320	\$33.60
TOTALS PER QUARTER	300				\$43,680	\$174,720	\$145.60

EQUIPMENT COST				
EQUIPMENT	EQUIPMENT COSTS PER SITE	No. of Sites	TOTAL COSTS	FY 20/21 Project Plan
High jump, shots, javelins, blocks	\$17,500	15	\$262,499	\$0
Total Start-up Equipment Costs			\$262,499	\$0

**Note: Equipment costs were included in the YSP Fall 2020 Project Plan.*

**PROJECT PLAN
YOUTH SPORT PARTNERSHIP**



Attachment 6b: List of Track & Field Sites

DOCUMENT NO.: LA28-002
FISCAL YEAR: 2021/2022

Track & Field : List of Sites				
	Facility	Address	Region	CD
1	Downey RC	1772 N Spring St, Los Angeles, CA 90031	Metro	1
2	Glassell Park RC	3650 Verdugo Rd, Los Angeles, CA 90065	Metro	1
3	Lanark RC	21816 Lanark St, Canoga Park, CA 91304	Valley	3
4	Sun Valley RC	8133 Vineland Ave, Sun Valley, CA 91352	Valley	6
5	Sunland RC	8651 Foothill Blvd, Sunland, CA 91040	Valley	7
6	Sylmar RC	13109 Borden Ave, Sylmar, CA 91342	Valley	7
7	Jackie Tatum Harvard RC	1535 W 62nd St, Los Angeles, CA 90047	Pacific	8
8	Saint Andrews RC	8701 St Andrews Pl, Los Angeles, CA 90047	Pacific	8
9	Van Ness RC	5720 2nd Ave, Los Angeles, CA 90043	Pacific	8
10	Queen Anne RC	1240 West Blvd, Los Angeles, CA 90019	Metro	10
11	Rancho Cienega SC	5001 Rodeo Rd, Los Angeles, CA 90016	Pacific	10
12	Penmar RC	1341 Lake St, Venice, CA 90291	Valley	11
13	El Sereno RC	4721 Klamath St, Los Angeles, CA 90032	Metro	14
14	Evergreen RC	2844 E 2nd St, Los Angeles, CA 90033	Metro	14
15	Wilmington RC	325 N Neptune Ave, Wilmington, CA 90744	Pacific	15

JUDO

	Details	Estimated # Participants or Hours (per Quarter)	# of Sites	Item Cost	Total Cost (per Quarter)	Total Cost (per Year)	Unit Cost
Costs Calculated by Participation	Uniforms	300		\$ 30	\$ 9,000	\$ 36,000	\$ 30.00
	Instructors Ratio 1 to 10 4 Hrs per week / 8 weeks	96	10	\$ 30	\$ 28,800	\$ 115,200	\$ 96.00
	Tournaments				\$ 3,750	\$ 15,000	\$ 12.50
Subtotal					\$ 41,550	\$ 166,200	\$ 138.50

			# of Sites	Number of Mats per Site	Cost per Mat	Total Cost
Costs Calculated by Number of Sites	Mats		10	20	\$ 290	\$ 58,000

Total Cost					\$ 224,200
-------------------	--	--	--	--	-------------------

**PROJECT PLAN
YOUTH SPORT PARTNERSHIP**



Attachment 7b: List of Judo Sites

DOCUMENT NO.: LA28-002
FISCAL YEAR: 2021/2022

Judo : List of Sites				
	Facility	Address	Region	CD
1	Chevy Chase R.C.	4165 Chevy Chase Dr., Los Angeles, CA 90039	Metro	13
2	Evergreen R.C.	2844 E. 2nd St, Los Angeles, CA 90033	Metro	14
3	Hollenbeck Park R.C.	415 S. St. Louis St, Los Angeles, CA 90033	Metro	14
4	Normandie R.C.	1550 S. Normandie Avenue, Los Angeles, CA 90006	Metro	1
5	Central R.C.	1357 East 22nd St., Los Angeles, CA 90011	Pacific	9
6	Culver Slauson R.C.	5072 S. Slauson Ave., Culver City, CA 90230	Pacific	11
7	Denker R.C.	1550 West 35th Pl., Los Angeles, CA 90018	Pacific	8
8	109th Street R.C.	1464 E. 109th St., Los Angeles, CA 90059	Pacific	15
9	Wilmington R.C.	325 N. Neptune Ave., Wilmington, CA 90744	Pacific	15
10	Panorama City R.C.	8600 Hazeltine Ave., Panorama City, CA 91402	Valley	6

TENNIS

Details		Estimated # Hours (per Quarter)	# of Sites	Item Cost	Total Cost (per Quarter)	Total Cost (per Year)	Unit Cost
Instructors Ratio 1 to 10							
3 Hrs per week / 8 weeks	600	48	20	\$ 30	\$ 28,800	\$ 115,200	\$ 48.00
Tournaments					\$ 6,300	\$ 25,200	\$ 10.50
Subtotal					\$ 35,100	\$ 140,400	\$ 58.50

**PROJECT PLAN
YOUTH SPORT PARTNERSHIP**



Attachment 8b: List of Tennis Sites

DOCUMENT NO.: LA28-002
FISCAL YEAR: 2021/2022

Tennis : List of Sites				
	Facility	Address	Region	CD
1	Algin Sutton R.C.	8800 S. Hoover St., Los Angeles, CA 90044	Pacific	8
2	Banning R.C.	1331 Eubank, Wilmington, 90744	Pacific	15
3	Green Meadows R.C.	431 E. 89th St., Los Angeles, CA 90003	Pacific	9
4	Martin Luther King, Jr. R.C.	3916 S. Western Avenue, Los Angeles, CA 90062	Pacific	8
5	Ross Snyder R.C.	1501 East 41st St., Los Angeles, CA 90011	Pacific	9
6	St. Andrews R.C.	8701 Saint Andrews Place, Los Angeles, CA 90047	Pacific	8
7	Van Ness RC	5720 2nd Avenue, Los Angeles, CA 90043	Pacific	8
8	El Sereno R.C.	4721 Klamath St., Los Angeles, CA 90032	Metro	14
9	Glassell Park R.C.	3650 Verdugo Rd., Los Angeles, CA 90065	Metro	1
10	Hazard Park R.C.	2230 Norfolk St, Los Angeles, CA 90033	Metro	14
11	Montecito Heights R.C.	4545 Homer St., Los Angeles, CA 90031	Metro	1
12	Queen Anne R.C.	1240 West Blvd, Los Angeles, CA 90019	Metro	10
13	Rio de Los Angeles State Park	1900 N. San Fernando Rd, Los Angeles, CA 90065	Metro	1
14	Lanark R.C.	21816 Lanark St, Canoga Park, CA 91305	Valley	3
15	Panorama City R.C.	8600 Hazeltine Ave., Panorama City, CA 91402	Valley	6
16	Reseda R.C.	18411 Victory Blvd, Reseda, CA 91335	Valley	3
17	Ritchie Valens R.C.	10736 Laurel Canyon Blvd, Pacoima, CA 91331	Valley	7
18	Sun Valley R.C.	8133 Vineland Ave., Sun Valley, CA 91352	Valley	6
19	Sunland R.C.	8651 Foothill Blvd, Sunland, CA 91040	Valley	7
20	Victory-Vineland R.C.	11117 Victory Blvd., North Hollywood, CA 91606	Valley	2

Golf

Golf Course Site

Quarter				
Staffing (8 week sessions - 16 participants)				
	Hours	Unit Cost	Cost Per Quarter	
Recreation Instructor	32	\$ 26.00	\$ 832.00	
Supplies				
	Quantity			
City Golf Polo Shirt	16	\$ 10.00	\$ 160.00	
Reusable Water Bottle	16	\$ 5.00	\$ 80.00	
City Golf Hat	16	\$ 10.00	\$ 160.00	
Trophy	16	\$ 3.00	\$ 48.00	
			\$ 448.00	
			\$ 1,280.00	

Annual				
# of Sessions	# of Total Hours	Annual Cost by Category	No. of Participants (Annual)	Unit Cost
14	448	\$ 11,648.00	224	\$ 52.00
14	0	\$ 6,272.00	224	\$ 28.00
		\$ 17,920.00		\$ 80.00

Recreation Center Site

Quarter				
Staffing (8 week sessions - 16 participants)				
	Hours	Unit Cost	Cost Per Quarter	
Recreation Instructor	32	\$ 26.00	\$ 832.00	
Supplies				
	Quantity			
City Golf Polo Shirt	16	\$ 10.00	\$ 160.00	
Reusable Water Bottle	16	\$ 5.00	\$ 80.00	
City Golf Hat	16	\$ 10.00	\$ 160.00	
Trophy	16	\$ 3.00	\$ 48.00	
			\$ 448.00	
			\$ 1,280.00	

Annual				
# of Sessions	# of Total Hours	Annual Cost by Category	No. of Participants (Annual)	Unit Cost
7	224	\$ 5,824.00	112	\$ 52.00
7		\$ 3,136.00	112	\$ 28.00
		\$ 8,960.00		\$ 80.00

Equipment: Recreation Centers

Equipment	Quantity	Unit Price	Total
Golf Club Sets	20	\$ 315.00	\$ 6,300.00
Practice Targets	4	\$ 50.00	\$ 200.00
Hitting Nets	4	\$ 200.00	\$ 800.00
Mobile Practice Greens	4	\$ 1,200.00	\$ 4,800.00
Annual One-Time Costs			\$ 12,100.00

Total Cost		\$ 38,980.00
-------------------	--	---------------------

**PROJECT PLAN
YOUTH SPORT PARTNERSHIP**



Attachment 9b: List of Golf Sites

DOCUMENT NO.: LA28-002
FISCAL YEAR: 2021/2022

Golf : List of Sites				
	Facility	Address	Region	CD
1	Sepulveda	16821 Burbank Blvd, Encino 91436	Valley	6
2	Hansen Dam	10400 Glenoaks Blvd, Pacoima 91331	Valley	7
3	Harbor Park	1235 N. Figueroa Place, Wilmington 90744	Pacific	15
4	Tregnan Golf Academy	4341 Griffith Park Dr, Los Angeles 90027	Golf	4

ADAPTIVE SPORTS PROGRAM

(REVISED April 16, 2021)

ADAPTIVE SPORTS PROGRAM

TABLE OF CONTENTS

PROJECT PLAN NARRATIVE

OVERVIEW
BUDGET

PROGRAM PLAN

COMPONENTS
PROGRAM GOALS

TIMELINES

ADMINISTRATIVE
CLASSES AND CLINICS PROJECTED START DATE

RECOMMENDED SPORTS

PROGRAM SPORTS DESCRIPTIONS

ADAPTIVE SPORTS PROGRAM
FY 2021 / 2022 YSP Project Plan Narrative
April 16, 2021

Overview

The Adaptive Sports Program (ASP) will work in conjunction with YSP and adhere to all City and County guidelines and protocols to support and maintain a safe and healthy environment for youth participants, volunteers and staff.

In September 2021, the City of Los Angeles Department of Recreation and Parks will launch the Adaptive Sports Program to provide sports and recreational opportunities for youth with disabilities ages 5 – 17. The ASP includes providing skills development for youth participants in the form of clinics and classes, offering competitive opportunities for program participants, hosting annual regional family-oriented inclusion sports and fitness events and providing ongoing staff and volunteer training.

Youth participants in the Adaptive Sports Program will have the opportunity to learn and develop skills in a variety of sports traditionally featured in the Paralympic competition including wheelchair tennis, swimming, sitting volleyball, athletics, Goalball, badminton, table tennis, wheelchair basketball, para-canoe and equestrian programs.

Our goals include developing a sustainable Adaptive Sports Program in the Department of Recreation and Parks, raising disability awareness and providing ongoing adaptive sports training to RAP employees and creating a strong Adaptive Sports Program volunteer base supported by specialized volunteer training. This will compliment an emerging suite of programs aimed to provide equity and access to youth, adults and the aging population who suffer ability challenges.

Additionally, RAP is currently seeking partnerships with organizations whose mission is to increase participation of youth with disabilities in adaptive sports through the RFQ process.

The implementation of the Adaptive Sports Program in the Department of Recreation and Parks marks the resurgence of recreation programming for people with disabilities. The resulting focus provides RAP the opportunity to facilitate a 100% increase in specialized seasonal programming for youth with disabilities in the Fall of 2021.

Budget

To determine adequate funding for a safe, successful and inspiring Adaptive Sports Program, several unique factors must be considered. For some sports, highly specialized equipment is required which may not be manufactured in the United States. Material and shipping costs for such highly specialized equipment and supplies can be significantly higher than for general sports equipment.

Safety is always a concern when offering youth sports programs, but the amount of precautions necessary with adaptive sports for youth is a critical factor. Equipment must be kept in good condition and replaced immediately if safety is ever compromised. Youth with limited mobility rely on safe equipment to protect them during physical activities and depend on staff to routinely replace worn and unsafe equipment.

Program experts with specialized knowledge and experience will be available through the Department's RFQ process. The cost for each of the program experts is not currently foreseeable, but will become clear as specifics of each sport develops and our needs become known.

Finally, the Department is currently reviewing our contract at the Los Angeles Equestrian Center. Depending upon the results of those negotiations, some of the listed costs for elements of the Therapeutic Equestrian program may be reduced.

The total ***estimated*** startup cost for the Adaptive Sports Program is \$571,333 itemized as follows:

Adaptive Swimming	\$ 14,345.00
Goalball	\$ 38,136.00
Adaptive Table Tennis	\$ 60,630.46
Adaptive Badminton	\$ 49,084.35
Sitting Volleyball	\$ 57,999.48
Therapeutic Equestrian	\$112,824.00
Adaptive Athletics	\$ 42,896.80
Wheelchair Tennis	\$ 46,360.40
Paracanoe	\$ 12,437.70
Wheelchair Basketball	\$ 55,002.54
Trainings	\$ 8,000.00
Annual Special Event	\$ 18,207.00
Marketing	\$ 55,408.00

Adaptive Sports Program – Program Plan

The LA City Recreation and Parks Adaptive Sports Program (ASP) intends to launch in September 2021 to provide sports and recreational opportunities for youth with physical disabilities ages 5 – 17. The ASP includes outreach, recruiting volunteers, staff and volunteer training, providing skills development for youth participants in the form of clinics and classes, offering competitive opportunities and Regional family-oriented inclusion sports and fitness events.

Outreach – Recreation and Parks (RAP) is currently seeking qualified organizations to engage with the LA City Adaptive Team to develop our Adaptive Sports Program. A Request for Qualifications has been distributed to potential partners to apply to participate on an on-call, as-needed basis to assist RAP in one or more of the following areas: Outreach and Marketing, Physical Asset Design and Planning, Adaptive Sports and Fitness Leagues, Classes, Clinics, Camps and Related Programs, Event Planning and Transportation.

Concurrently, RAP is in the process of developing resource lists for potential sub-contractors, youth participants and volunteers.

Recruiting Volunteers – An integral part of a meaningful and effective adaptive sports program relies on volunteer coaches, trainers, and support staff. A portion of the Citywide marketing plan will include recruitment of these individuals. Volunteers will perform a variety of tasks that will support the ADP including but not limited to event production, promotion, athlete training and mentoring youth participants. Organizations such as the Veteran’s Administration, community groups, civic clubs, advisory boards and participants’ family and friends will be invited and encouraged to support the Adaptive Sports Program through volunteer efforts.

Training – Appropriate training of volunteers and staff is crucial for creating a safe, successful and welcoming Adaptive Sports Program. In order to accomplish this goal, RAP proposes partnerships with such organizations as Angel City Sports, the Wayfinder Foundation and the Triumph Foundation to train Adaptive Team members and field staff at program sites across greater Los Angeles. A training handbook will be developed by Adaptive Team specialists as a guide to individuals working directly with participant athletes. Some important components of the guide will be sensitivity training, safety, disability education, pertinent Paralympic guidelines and sports-specific instruction.

Skills Development – Youth participants in the Adaptive Sports Program will have the opportunity to learn and develop skills in a variety of sports traditionally featured in the Paralympic competition including wheelchair tennis, swimming, sitting volleyball, athletics, Goal Ball, badminton, table tennis and wheelchair basketball. In addition, it is our intention to offer adventure level Paralympic sports such a paracanoe and equestrian training for youth interested in developing their talents in those unique arenas.

RAP will partner with sports-specific experts with proficiency in training athletes with disabilities and the use of adapted equipment and processes for the safe and meaningful development of all necessary athletic skills.

Competitive Opportunities – To highlight and support the projected improvement of their skills and talents, youth participants will also have competitive opportunities in this program. Tournaments, exhibitions, shows and meets are just some of the events that serve to showcase athlete competence but also provide an important platform for team building and family support. It is estimated that the ASP will eventually have multiple levels of competition as the youth athletes gain experience and aptitude in their respective sports.

Inclusion/Integrated Programming – The goal of integrated and inclusive sports programming is to provide knowledge, understanding and awareness for people with and without disabilities and to provide a mechanism to promote camaraderie of youth with varying abilities through the love of the sport.

Different ASP inclusion sports and fitness events will be held annually in a variety of neighborhoods throughout the City of Los Angeles, including the areas of the Los Angeles Harbor/San Pedro; South Los Angeles, Metropolitan Los Angeles, West Los Angeles and the San Fernando Valley. The events will also act as a conduit for families to engage with one another in a social setting focused on sports, fitness, inclusion and acceptance.

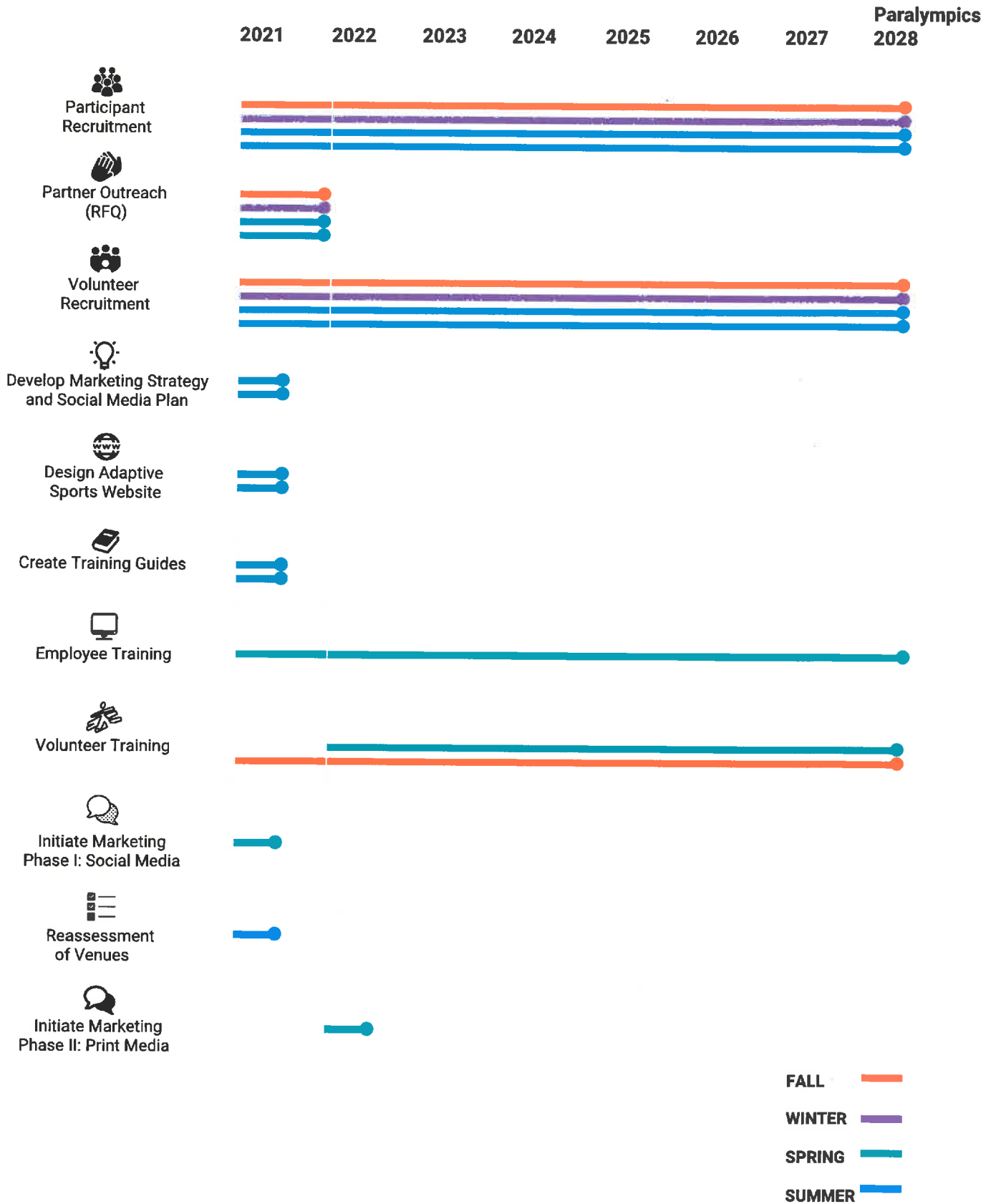
Program Goals

- To develop a sustainable Adaptive Sports Program in Recreation and Parks
- To provide sensitivity awareness and ongoing ASP training to recreation employees
- To develop an Adaptive Sports training guide for recreation staff and volunteers
- To recruit, develop and train volunteers specifically for the Adaptive Sports Program
- To offer annual special sports and fitness events that include inclusive activities for family and friends of athlete participants

ADAPTIVE SPORTS ADMINISTRATIVE TIMELINE

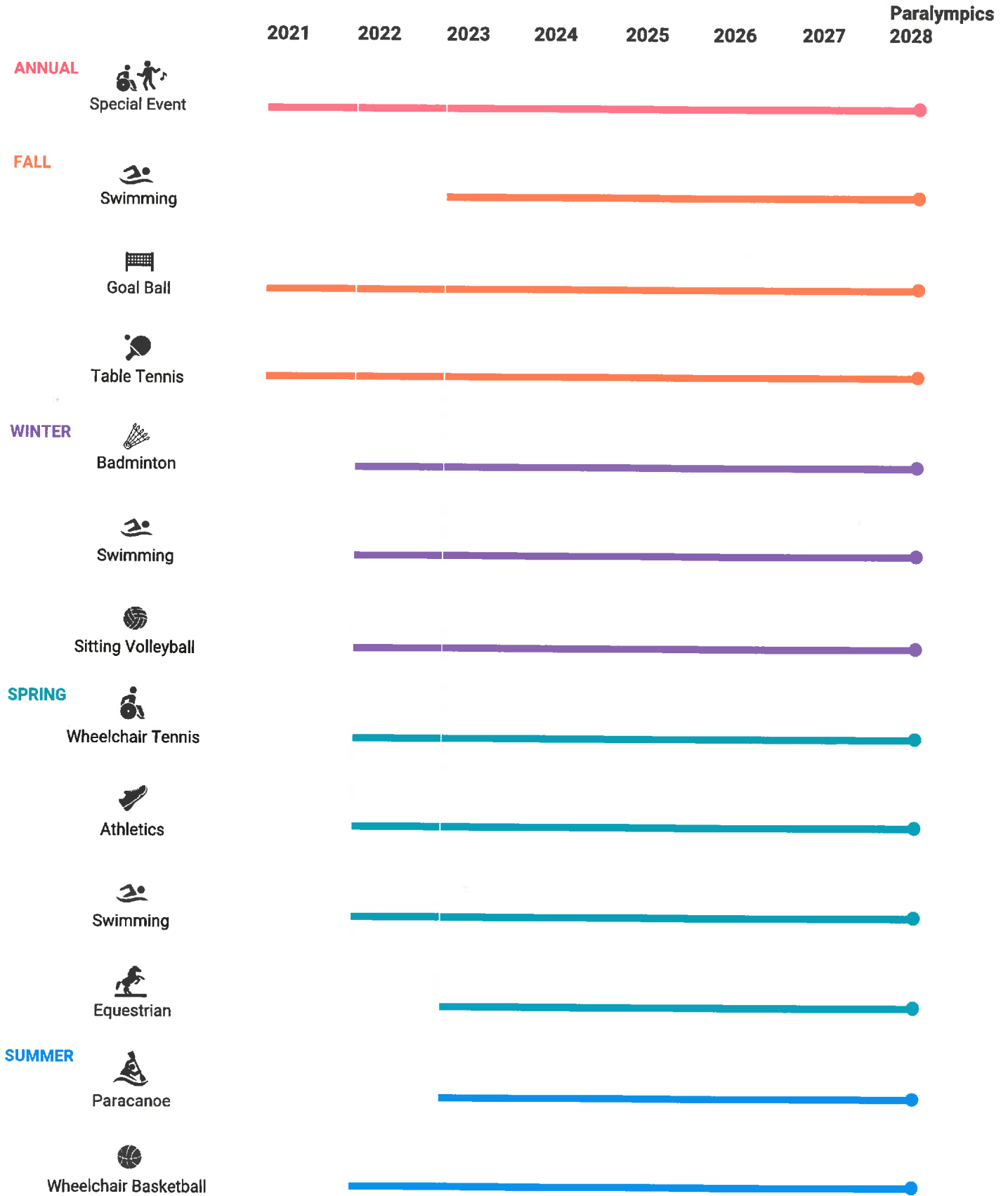


PARK PROUD
Laura Island, Acting Principal Recreation Supervisor I
laura.island@lacity.org
310-202-2803
March 24, 2021



FALL —
WINTER —
SPRING —
SUMMER —

ADAPTIVE SPORTS SPORTS, CLINICS AND CLASSES TIMELINE



LA 2028 ADAPTIVE SPORTS PROGRAM

RECOMMENDED SPORTS

- Adaptive Swimming
- Goalball
- Adaptive Table Tennis
- Adaptive Badminton
- Sitting Volleyball
- Therapeutic Equestrian
- Adaptive Athletics
- Wheelchair Tennis
- Para-Canoe
- Wheelchair Basketball

Adaptive Sports – Program Descriptions

Adaptive Swimming

Swimming was one of the original sports for the first Paralympic Games in Rome 1960. Some of the events are freestyle, backstroke, butterfly, breaststroke, and medley. Swimmers can use different starting methods that best accommodates their impairment. In collaboration with Aquatics, the program is intended to provide adaptive swimming to children with physical disabilities, vision impairments, and intellectual disabilities.

- Winter, Spring, and Fall program.
- Adaptive Swimming will be offered city wide throughout the 5 regions. The program will be offered at the 20 (year round) pool sites.
- The program will consist of 8 sessions per quarter. 1 -2 staff/lifeguards and 10 participants.
- Ages 5 -17.
- Participants in the program will be invited to participate in a culminating competitive swim meet. An award ceremony will be included.

Goalball

Goalball is a team sport played by athletes with a visual impairment. Goalball was introduced to the Paralympics as a demonstration in the Toronto 1976 games and adopted in 1980 in the Arnhem games. A women's competition was featured and adopted at the New York and Stoke Mandeville 1984 games. The game is played using a specialized ball with bells inside. The bells inside the ball help the players on defense listen for the oncoming ball and attempt to block it with their bodies. A goalball game consists of 2 teams with 6 maximum players per team. 3 Players are on the court per team. The objective is to roll the ball with bells inside, over the opponent's goal line. Players wear eyeshades (complete blackout) for fair play and rely on their auditory senses and tactile senses to compete. Communication, power, speed, and reaction are critical gameplay components of the sport. A unique component of the sport is that the crowd/players/staff on site must remain quiet when either team is on offense. Cheering can resume after the attempt at goal has been completed.

- Fall Program
- Goalball will be offered city wide across the 5 regions. 1 site from each region.
- The program will consist of 8 sessions per quarter. 1-2 staff members with 12 participants.
- Ages 5 -17.
- A culminating competition for goalball will be included. Participants will be able to showcase their skills in a competitive atmosphere. An award ceremony will be included.

Adaptive Table Tennis

Table Tennis is a Paralympic sport that has the 3rd largest number of athletes amongst the Paralympic Sports. Table Tennis is divided into the physical and intellectual impairment classes. Physical impairment is further divided into standing and wheelchair groups. Standing Classes: Athletes use assistive equipment such as prosthetic legs or canes. Wheelchair Classes: Play closer to the table and focus on reaction, skills, and strategy. Intellectual Impairment Classes: The key is to learn moves through practice, study, and leveraging their abilities to the fullest. Table Tennis is contraindicated for people who have a visual impairment.

- Fall Program
- Adaptive Table Tennis will be offered city wide across the 5 regions. 3 sites from each region.
- The program will consist of 8 sessions per quarter. 1-2 staff members with 10 participants.
- Ages 5 -17.
- An adaptive table tennis competition for all participants will be offered. Participants will have the opportunity to showcase their skills/talents. Award ceremonies will follow the competition.

Adaptive Badminton

Badminton is a Paralympic sport that is played in singles and doubles. Wheelchair singles use half the court for fair play. The Tokyo 2021 Paralympic games will feature Para Badminton as an official sport of the Paralympic Games for the first time. Badminton is a sport recommended for people with physical and intellectual disabilities. Although Badminton is not recommended for people with a vision impairment, they are welcome to participate in the program with an assistant.

- Winter Program
- Adaptive Badminton will be offered city wide across the 5 regions. 3 sites per region.
- The program will consist of 8 sessions per quarter. 1-2 staff members with 10 participants.
- Ages 5 – 17.
- Adaptive Badminton will include a culminating competitive tournament as well as an award ceremony.

Sitting Volleyball

Sitting volleyball is a form of volleyball that is played on the floor. Sitting volleyball became a Paralympic Sport for men at the Arnhem 1980 games and for women at the 2004 Athens games. Gameplay consists of 6 vs 6. Sitting volleyball uses a smaller court and lower net.

The game is played at a faster speed because the players are closer together. Teamwork and deceptive serving are important aspects of the game.

- Winter Program
- Sitting Volleyball will be offered city wide across the 5 regions. 3 sites from each region.
- The program will consist of 8 sessions per quarter. 1-2 staff members with 12 participants.
- Ages 5 -17.
- A sitting volleyball tournament will be included as well. Participants/teams will have an opportunity to compete. An award ceremony will follow the tournament.

Therapeutic Equestrian

Equestrian is composed of an individual or team competition where athletes compete against each other based on the same grade of impairment. Free Style competitions allow participants to perform a personally choreographed routine set to their own choice of music. The goal of the program is to provide youth with a physical disability, intellectual disability, or visual impairment, an opportunity to compete and participate.

- Fall, Winter, Spring, and Summer.
- The Therapeutic Equestrian program will be offered at the Los Angeles Equestrian Center. Therapeutic Equestrian classes will be offered year round (4 quarters) for a duration of 10 sessions per quarter with 30 participants.
- Ages 5 -17.
- The Therapeutic Equestrian program will include an annual Equestrian Show that will be held at the Los Angeles Equestrian Center. The Equestrian Show will consist of a para dressage competition where youth from various therapeutic riding academies in Southern California will be invited to participate. An award ceremony will follow the competition.

Adaptive Athletics

The Adaptive Athletics program will consist of 100-meter Race, 200-meter Race, 400-meter Race, 400-meter Relay Race (4 participants, 100-meters per participant), Javelin Throw, and Marathon Running up to 5 km. Athletes with physical, intellectual, or visual impairments can participate. Athletes with vision impairments are allowed to compete with their "guide runner". In addition, an assistant/escort can assist the participant with preparation for the competition (instructions, direction, location of takeoff, and provide sound cues.)

- Spring Program
- Adaptive Athletics will be offered city wide across the 5 regions. 1 site per region.

- The program will consist of 8 sessions per quarter. 1-2 staff members with 20 participants.
- Ages 5 – 17.
- Adaptive Athletics will include a culminating track meet between all 5 regions. All participants will have the opportunity to compete. An award ceremony will be included as well.

Wheelchair Tennis:

The program will focus on introducing the sport to children with physical and intellectual disabilities. Wheelchair Tennis is a Paralympic sport that was adopted in the Barcelona 1992 Games. Wheelchair tennis gameplay includes singles, doubles, quad singles, and quad doubles. Open Division: Players have a permanent physical impairment that results in substantial loss of function in one or both legs. Quad Division: Players meet the open division eligibility criteria but also have a permanent physical impairment that results in substantial loss of function in one or both arms.

- Spring Program
- Wheelchair Tennis will be offered city wide across the 5 regions. 3 sites from each region. The program will consist of 8 sessions per quarter. 1-2 staff members with 10 participants.
- Ages 5 -17.
- A culminating competition will be offered to all participants. Tennis tournament for athletes seeking competitive play. In addition, an award ceremony will be conducted as well.

Para-Canoe

Para Canoe is a Paralympic Sport that made its debut in the 2016 Rio de Janeiro Paralympic Games. Para-Canoe athletes compete using a Kayak or a Va'a. The Va'a is a newly implemented Polynesian style boat with an outrigger attached to the boat to maintain balance. Athletes move the paddle in the water on one side of the boat only. The races are held in flat water and are 200 meters long with 9-meter-wide lanes.

- Summer Program
- Para-Canoe will be offered at 2 locations with flat water; Hansen Dam and Lake Balboa (Valley Region).
- The program will consist of 8 sessions in the summer with 10 participants.
- Ages 5 – 17.
- An annual Para-Canoe competition will be offered for adaptive groups throughout Southern California as well as an award ceremony.

Wheelchair Basketball

Wheelchair basketball is a Paralympic sport that was adopted in the 1960 Rome games. Games consist of 2 vs 2, 3 vs 3, or 5 vs 5. In wheelchair basketball, players are allowed to stop and then resume dribbling as they push their wheelchair up to 2 consecutive times. In the Paralympics, players are classified on a point system ranging from 1 to 4.5 based on their functional mobility. Low Pointer: Players with severe impairment 1 to 2.5 points. High Pointer: Players with a minor impairment. Players with varying functional abilities are selected with each playing a different role and style.

- Summer Program
- Wheelchair basketball will be offered city wide across the 5 regions. 3 sites from each region.
- The program will consist of 8 sessions per quarter. 1-2 staff members with 10 participants.
- Ages 5 -17.
- A wheelchair basketball tournament will be offered to all participants. Participants will have a chance to compete in a 3 vs 3 team tournament. An award ceremony will be part of the tournament.

CITY OF LOS ANGELES
Department of Recreation and Parks
Youth Sport Partnership
FY 21/22 YSP Project Plan Narrative
April 26, 2021

Overview

The most effective way for RAP to reintroduce sports classes and clinics following the COVID-19 interruption of programs and services is to roll out programs where social distancing and appropriate sanitation or use of individual equipment can easily be applied. All programs and activities offered at RAP facilities will be expected to follow all guidelines set forth by the Centers for Disease Control (CDC), Los Angeles County Department of Public Health (LACDPH), and other local authorities, including the use of Personal Protective Equipment (PPE) such as mandatory face coverings and gloves. RAP proposes to introduce sports and fitness classes and clinics that have been adapted to meet social distancing guidelines at recreation centers citywide beginning in summer 2021. All instruction will be provided by RAP staff in various classifications that have specific qualifications necessary for teaching/instruction. RAP will not bill for volunteers as they are not paid staff members; RAP reserves the right to use independent contractors within the department to provide instruction should it be deemed necessary.

As we begin to emerge from the pandemic and the economic downturn, it is crucial to provide quality recreational activities and experiences, especially at centers within our low-income neighborhoods.. Many such communities have seen the highest rates of unemployment and higher rates of COVID-19 infection and as such will greatly benefit from affordable recreation opportunities moving forward as a demonstrative investment in their health and wellness.

RAP will launch the Summer 2021 classes and clinics program as the method to re-introduce and transition back into sports leagues. Starting in Fall 2021 league play is likely to once again be approved and safe. Field Hockey is one of the new sports that RAP plans to introduce as a clinic in Summer 2021; though it is a popular sport in many other parts of the country, not many children in Los Angeles have had the opportunity to play Field Hockey. After participating in a clinic and learning the rules, skills, and strategies of the game, it is the expectation that youth will be interested in continuing to play this fast-paced sport in the future.

As RAP resumes recreational activities, using the quarters of 2018/2019 as our baseline, it is projected that in the first three quarters (Summer, Fall, Winter) of 2021-2022, RAP will see only 60% of the capacity shown in 2018/2019, at the pre-qualified sites. However, it is expected by the Spring 2022 quarter, participation rates at the pre-qualified sites will show 100% of the baseline for Spring 2019 baseline. It is estimated that the self-certifying sites will have 10% of their participants meet the income requirements necessary to qualify for the program.

Program Elements

Classes

Sports and fitness classes will be offered at the 87 pre-qualified recreation centers. These weekly classes will include: **Dance (various), Sports, Fitness, Judo (10 sites), and Badminton.** Recreation centers will be expected to offer classes from the approved list of activities listed in Attachment A. Activities will be selected by the facility directors to ensure that offerings meet the interest and preferences of their community. For example, there are numerous types of dance classes that RAP currently offers, such as Ballet Folklorico, Hip Hop, and Ballet; recreation centers will select the style of dance class(es) that will garner the most participation by mirroring the community demographics. Classes will be offered in eight (8) week sessions.

Clinics

Clinics will be offered at the 87 pre-qualified recreation centers citywide. These bi-monthly clinics will include **Tennis (20 sites), Field Hockey, Basketball Skills, Soccer, Cheer, Volleyball Skills, and Baseball and Softball.** Recreation centers will be expected to offer clinics from the approved list of activities in Attachment A. Activities will be selected by the facility directors to ensure that offerings meet the interests and preferences of the surrounding community. Clinics will be offered on alternating weekends for eight (8) weeks. Forty-four (44) centers will offer clinics on a given weekend and the other forty-three (43) will offer clinics on the following weekend. Clinics will be 1-½ hours each and centers will offer four (4) clinics per weekend. Clinics such as volleyball and soccer are a great way to promote sports being offered as leagues in fall 2021. In accordance with LACDPH protocols, all participants will be screened for COVID prior to the beginning of each clinic.

Pilot Program: Up2Us Sports Partnership

During the 2021-2022 fiscal year, RAP will be partnering with Up2Us Sports, a non-profit organization that identifies, trains, and places coaches in community-based organizations across the United States. As part of this pilot program, Up2Us Sports will provide and train three (3) coaches; the coaches will rotate through various recreation centers and support multiple sports programs. Each of the three (3) coaches will work nine hundred (900) hours during the year-long partnership and receive a stipend and education award from Up2Us Sports valued at \$10,900; the monies earned by the coaches may be used to continue their education or pay off student loan debt. Up2Us Sports will also provide additional in-kind services valued at \$12,000 per coach including a comprehensive background check, 40 hours of initial training, ongoing professional development, workforce development, and youth and program evaluation; a Program Manager will also be provided to support the coaches during their year of service.

Pilot Program: Teqball

Teqball is a football-based sport, played on a specially-curved table (the Teq table), which is attracting a new generation of athletes and amateur enthusiasts (teqers), whose ambition is to develop their technical skills, concentration and stamina. The sport, which was created in Hungary in 2012 is a truly gender-equitable game, as the rules define that teqball shall be

played between two (singles) or four players (doubles), irrespective of gender. The sport follows a points-based scoring format and can be played on various surfaces such as sand, acrylic or indoors. Teqball allows players a maximum of three touches before returning the ball to the opponent, so if you can juggle a football three times, you will excel at teqball as well. Teqball is the purest use of a football, with the rule of no physical contact allowed between the players, or between the players and the table, helping eliminate the risk of impact injuries.

There are four games that can be played on a teqball table which include:

TEQPONG (2-4 players) similar to ping pong

TEQIS (2-4 players) similar to table tennis

TEQBALL (2-4 players) similar to soccer

TEQVOLY/ PARATEQVOLY (2-4 players) similar to volleyball

RAP has identified twenty (29) sites throughout the three (3) geographical regions of the City to offer a teqball pilot program this summer. Lessons will be offered twice a week for ten (10) weeks beginning in summer 2021. Participants will learn four different teqball sports by trained teqball professionals.

Since TEQBALL does not require any direct contact person to person, youth can enjoy the many physical and mental benefits that TEQBALL offers so long as they practice appropriate social distancing. The lack of **person-to-person** contact makes TEQBALL the ideal sport to roll out as the re-introduction to recreation begins following the Covid-19 interruption of programs and services.

Signature Program: Track and Field

The YSP Track and Field Program will be implemented beginning summer 2021 and is intended to provide new physical fitness and track and field opportunities for youth ages 5-15. Track activities will include instruction and training in sprints, and middle-distance and long-distance running. Field events will include high jump, shot put, javelin, and long/triple jump. The basic model has fewer events for the younger age groups and will focus on age-appropriate activities. This program will be offered at fifteen (15) facilities Citywide; five (5) sites in each geographical area. The goal is to register three hundred (300) youth for the program, twenty (20) youth at each of the fifteen (15) sites. The program will be co-ed and each coach will be responsible for ten (10) participants. Coaches will train youth two (2) days during the week and participants would have the opportunity to participate in a track meet style training on alternating Saturdays. There will be one (1) host site per region for the Saturday instructional training.

Signature Program: Judo

RAP staff has identified ten (10) sites throughout the City to offer judo classes for youth ages 5-15. Classes will meet twice a week and each session will run for eight (8) weeks. RAP staff is working with USA Judo to incorporate social distancing and proper protocols so this activity can be introduced at this time. In partnering with USA Judo, they will assist in recommending quality instructors for this program.

Signature Program: Tennis

RAP has identified twenty (20) sites throughout the three (3) geographical regions of the City to offer tennis classes. The lessons will be once a week for eight (8) weeks beginning in summer 2021. Participants will learn proper footwork and different types of swings including forehand, backhand, volley, and serve.

Since tennis does not require any direct contact person to person, youth can enjoy the many physical and mental benefits that tennis offers so long as they practice appropriate social distancing. The lack of **person-to-person** contact makes tennis the ideal sport to roll out as the re-introduction to recreation begins following the Covid-19 interruption of programs and services.

Signature Program: Golf

The Junior Golf Program will introduce youth ages 10-15 to the game of golf. Participants will learn fundamental golf skills including full swing, chipping, and putting during their weekly 1-½ hour lesson. Additionally, participants will learn proper golf etiquette and safety.

Golf will be offered in eight (8) week sessions beginning at three golf facilities: Hansen Dam, Sepulveda, and Harbor Park. Over the course of the fiscal year, the number of facilities will expand to a total of four golf course facilities and four recreation center facilities. For each lesson there will be one professional instructor for eight (8) youth. All necessary equipment will be provided. Each participant will receive a golf polo shirt, cap, reusable water bottle and award at the completion of the program. Each session will conclude with a culmination event.

The goal is to introduce the game of golf to approximately 336 youth. The program will be marketed at the local recreation centers within five miles of each instruction site.

Attachment:

EXHIBIT A: LA28 Recommended Activities

EXHIBIT A

LA 2028 RECOMMENDED ACTIVITIES

Track and Field

Junior Golf

Skateboarding

Judo

Tennis

Field Hockey

Badminton

Basketball Clinics

Soccer Clinics

Baseball/Softball Clinic

Volleyball

Dance - Various

Cheer

Football Clinics

Fitness Class

Hula Hoop

Jump Rope

Spike ball

Zumba

**AGREEMENT BETWEEN
THE CITY OF LOS ANGELES AND THE
LOS ANGELES ORGANIZING COMMITTEE FOR THE OLYMPIC AND PARALYMPIC
GAMES 2028
REGARDING
THE 2028 YOUTH SPORT PARTNERSHIP (“YSP”)**

This agreement regarding the 2028 Youth Sport Partnership (“YSP Agreement”) is made and entered into as of the date of the last signature set forth below, and is by and between the City of Los Angeles (“City”), a municipal corporation, acting by and through its Department of Recreation and Parks (“RAP” or “Department”), and the Los Angeles Organizing Committee for the Olympic and Paralympic Games 2028 (“LA 2028” or “OCOG”), a California nonprofit public benefit corporation, formerly known as the Los Angeles 2024 Exploratory Committee. Collectively, these entities shall be known herein as the “Parties” or individually as a “Party.”

WITNESSETH

WHEREAS, on August 16, 2017, the City and LA 2028 entered into the Memorandum of Understanding regarding the organizing of the 2028 Olympic and Paralympic Games (“2017 MOU”) by and among the City, LA 2028, and the United States Olympic and Paralympic Committee (“USOPC”), formerly known as the United States Olympic Committee (“USOC”), describing the cooperation of these parties to deliver the 2028 Games; and

WHEREAS, on September 13, 2017, the International Olympic Committee (“IOC”) awarded the 2028 Games to LA 2028 and the City of Los Angeles, and accordingly, the IOC, USOPC, and the City entered into the Host City Contract 2028 (“Host City Contract”, consisting of the Host City Contract – Principles and its annexes, in particular the Host City Contract – Operational Requirements); and

WHEREAS, among other things, the 2017 MOU provided that if the City and LA 2028 were awarded the opportunity to host the 2028 Olympic and Paralympic Games (“2028 Games”), matters pertaining to the relationship between the City and the OCOG would be memorialized in a definitive “Los Angeles 2028 Games Agreement” (“Games Agreement”) between the City and LA 2028, which would include terms and provisions for LA 2028’s support for a City youth sports partnership aimed at significantly enhancing the opportunities for the City’s youth to access City sport programming; and

WHEREAS, selection of a Host City for the 2028 Games provides an additional four years of OCOG operations and revenue-generation capacity also provide the Parties - with the support of the IOC - a significant opportunity to enhance access to City youth sports programming in the years leading up to the 2028 Games; and

WHEREAS, LA 2028 was subsequently joined to the Host City Contract by execution of that certain Joinder Agreement dated September 12, 2018; and

WHEREAS, in 2018, in advance of the completion of the Games Agreement and this YSP Agreement, RAP and the Los Angeles Parks Foundation, a California nonprofit public benefit corporation (“LAPF”), collectively requested funding up to one million, three hundred ten thousand dollars (\$1,310,000) from LA 2028 in support of the City’s 2018 SWIMLA youth aquatic program, with the express understanding that the expended amount would be credited toward the Youth Sport Commitment (defined below); and

WHEREAS, in 2018, RAP successfully doubled the enrollment in SWIMLA from 18,193 in 2017 to 36,073 in 2018; and

WHEREAS, in June 2019, RAP and LAPF collectively requested funding from LA 2028 in the amount of one million, four hundred and fifty-seven thousand, nine hundred fifty-five dollars (\$1,457,955) to support the City's 2019 SWIMLA youth aquatic program and its goal of further expanding enrollment in SWIMLA from 36,073 to 40,000; and

WHEREAS, substantially concurrently herewith, and subject to the approval of the IOC and all other necessary parties, the City and LA 2028 shall enter into the Games Agreement, which establishes that the terms and provisions pertaining to the Youth Sport Commitment shall be set forth in this YSP Agreement; and

WHEREAS, this YSP Agreement – consistent with Section 7.2 of the Host City Contract Principles, which provides for a cash portion of the IOC's contribution to be used by LA 2028 to support projects related to the development of youth and sport-oriented activities to be carried out in the Host City to increase youth sports participation prior to the 2028 Games – structures LA 2028's commitment to invest \$160 million in cash to increase youth sports participation according to terms that provide funding certainty and programmatic discretion for the City ("Youth Sport Commitment"); and

WHEREAS, LA 2028 desires to provide funding to directly support youth participation in quality City youth sport programming in satisfaction of the Youth Sport Commitment; and

WHEREAS, LA 2028 desires to partner with the City to significantly enhance access to sport for the City's youth up to and through the 2028 Games by removing barriers to participation, on the terms and conditions set forth in this YSP Agreement ("2028 Youth Sports Partnership"); and

WHEREAS, addressing barriers to participation include considerations to achieve gender equity, promote inclusive programming for all abilities, and increase access and opportunity for all young people to ensure enduring benefits for all communities in the City of Los Angeles; and

WHEREAS, a 2028 Youth Sports Partnership between the City and LA 2028 shall commence upon execution of this YSP Agreement and continue through the 2028 Games, and shall satisfy LA 2028's Youth Sport Commitment, provided that any prior grants provided by LA 2028 to RAP and/or LAPF through the 2018 SWIMLA Grant Agreement and the 2019 SWIMLA Grant Agreement shall be credited toward the Youth Sport Commitment; and

WHEREAS, the terms of the 2028 Youth Sport Partnership have been developed in collaboration with the City and with the approval of the IOC, and are ultimately memorialized in this YSP Agreement; and

WHEREAS, the City, through RAP, and LA 2028 are entering into this YSP Agreement to memorialize the terms relating to the implementation of the 2028 Youth Sport Partnership, including the material terms to which any grant funds provided hereunder would be subject (each a "YSP Project Plan").

NOW, THEREFORE, in consideration of the mutual benefits to be derived by the Parties, and of the promises contained in this YSP Agreement, the Parties hereby agree as follows:

Section 1. Recitals. The recitals set forth above are fully incorporated into this YSP Agreement.

Section 2. Purpose. The purpose of this YSP Agreement is to set forth certain material terms of the relationship between RAP and LA 2028 that shall be memorialized, implemented, and maintained during the Agreement Term (defined below) with respect to the 2028 Youth Sports Partnership.

Section 3. Cooperation. Pursuant to the terms of the Games Agreement, the Parties shall cooperate with one another in good faith to negotiate, obtain all necessary approvals for, and enter into agreements related to the 2028 Youth Sports Partnership during the Term, including the YSP Project Plan as described herein.

Section 4. Voluntary. This YSP Agreement is voluntarily entered into for the purpose set forth in Section 2 above.

Section 5. YSP Agreement Term. Subject to IOC approval, this YSP Agreement shall become effective on the date of the last signature set forth below by the Parties, and shall remain in effect through September 1, 2028, unless terminated earlier in accordance with Section 14 of this YSP Agreement (the “Agreement Term”), or extended through Amendment as stated in Section 17(d) herein.

Section 6. Definitions. Capitalized terms used herein but not otherwise defined shall have the meanings ascribed to them below.

- (a) “Activities” shall mean all Youth sports-related activities carried out according to the approved annual YSP Project Plan or subsequent amended plan for that year.
- (b) “Adaptive Sport” shall mean recreational, fitness, or sport Activities that are inclusive of persons with disabilities.
- (c) “Applicable Law” shall mean all applicable local, state and federal laws, regulations, Orders, and other governmental actions.
- (d) “Departmental Standards” or “RAP Standards” shall mean RAP’s standards and criteria set forth in *Exhibit A*, including standards and criteria regarding site safety, maintenance, coach training, and Safe Sport.
- (e) “Class” shall mean any Youth fitness class provided by RAP or other RAP Partner Provider, at a Recreation Center or other such facilities where Activities occur, which shall each meet the Quality Youth Sports Criteria and be described in a YSP Project Plan.
- (f) “Direct Costs” shall mean those costs incurred by the Grantee of the type described in *Exhibit B*, and reimbursable at the rates set forth in *Exhibit B*, subject to the terms and conditions of this YSP Agreement. In no case shall Direct Costs include any cost where the payment of which would violate any Applicable Law or otherwise constitute a breach of this YSP Agreement. Upon mutual agreement by the Parties, Direct Costs may be adjusted over time based on actual costs to RAP or RAP Partner Provider, allowing for increased costs for activities to meet RAP Standards, consistent with meeting Quality Youth Sports Criteria defined herein.
- (g) “Eligible Participant” shall mean: (i) any Youth enrolled and participating in a League or Class offered at a Pre-Qualified Recreation Center; or (ii) any Youth enrolled and participating in a League or Class at any Recreation Center in Los Angeles, which is not a Pre-Qualified Recreation Center (or other such sports facility as set forth in a YSP

Project Plan approved by LA 2028 and by City Council), and whose family demonstrates financial need through submission of a Fee Waiver to RAP; or (iii) any Youth enrolled in and participating in a League or Class provided by RAP Partner Providers at either a Pre-Qualified Recreation Center or pursuant to a Fee Waiver.

- (h) “Enrollment Practices” shall mean the systems, procedures, language, and culturally appropriate practices adopted by RAP from time to time and as described in *Exhibit C*, which are designed to (i) facilitate public awareness of the Quality Youth Sports offered at Recreation Centers or other such facilities where Activities occur, (ii) facilitate or simplify in-person and online registration, and (iii) encourage feedback, provided that there is no additional resource impact or fee to RAP or the end-user.
- (i) “Fee Waiver” shall mean the self-certification form by which financial need shall be assessed, in substantially the same form as *Exhibit D* attached hereto. Each Fee Waiver shall include certification that the Youth participant is eligible to receive and/or receives a free or reduced lunch at the public or private school attended by such Youth (which school shall be identified on Fee Waiver).
- (j) “Grantee” shall mean the City acting through RAP pursuant to the terms and conditions of this YSP Agreement.
- (k) “League” shall mean any Youth sport league provided by RAP or other RAP Partner Provider, at a Recreation Center or other such facilities where Activities occur, which meet the Quality Youth Sports Criteria and is described in a YSP Project Plan approved by LA 2028.
- (l) “Orders” shall mean the provisions of the City’s charter, ordinances, and rules; laws and regulations; and any orders, writs, judgments, decrees, determinations, or awards to which the City or RAP is a party.
- (m) “Pre-Qualified Recreation Center” shall mean those Recreation Centers located in neighborhoods where the median household income is under \$70,000 within a half-mile radius, in accordance with the California State Parks Community Fact Finder. Pre-Qualified Recreation Centers will be identified in the annual YSP Project Plan and selection will prioritize sites where increased investments promote equitable access to sports and fitness opportunities. Subject to mutual agreement by the Parties, the Parties may adjust or re-classify how Pre-Qualified Recreation Centers are pre-qualified in order to increase participant access or to adjust for capacity, provided that LA28 shall provide the IOC with notice prior to any such adjustments or reclassifications.
- (n) “Program Year” shall mean (i) the period commencing upon the Effective Date of the YSP Agreement through June 30, 2020 for the first Fiscal Year of the Agreement Term; (ii) any subsequent twelve-month period from July 1 through June 30 thereafter during the Agreement Term; or (iii) the period commencing July 1, 2028 and concluding September 1, 2028 for the final Fiscal Year of the Agreement Term.
- (o) “Quality Youth Sports” shall mean City approved Classes, Leagues, and Signature Youth Sport Programs, which meet or exceed the Quality Youth Sports Criteria, offered by RAP and RAP Partner Providers.

- (p) “Quality Youth Sports Criteria” shall mean the RAP Standards with respect to site safety, maintenance, coach training, and Safe Sport (as specified in *Exhibit A*); and Enrollment Practices for participants (on-line or in person and as specified in *Exhibit C*).
- (q) “RAP Partner Provider” shall mean third-party sport and fitness program providers that are selected by RAP to enhance, complement, or otherwise provide City Leagues, Classes, and Signature Youth Sport Programs. The Parties agree that RAP Partner Providers must comply with the requirements in this YSP Agreement unless otherwise specified.
- (r) “Recreation Center” shall mean any and all of the one hundred twenty-three (123) recreation centers currently managed by RAP in the City, as well as any new centers that may be developed or added to the Department during the Agreement Term.
- (s) “Safe Sport” shall mean RAP’s implementation of the education and response recommendations developed with, and approved by, the U.S. Center for SafeSport to protect athletes from emotional, physical, and sexual misconduct by informing and training participants, parents and guardians of participants, coaches, officials, volunteers, and staff related to youth sports programs and establishing an effective response and resolution mechanism.
- (t) “Seasonal Sports Schedule” shall mean the combined schedule of Leagues and Classes provided at Recreation Centers by RAP or other RAP Partner Provider identified in a YSP Project Plan approved by LA 2028. The Seasonal Sports Schedule shall be divided into four program seasons consisting of fall, winter, spring, and summer seasons.
- (u) “Special Fund” shall mean the Youth Sports Program Fund that is created and established within the City’s Treasury for the receipt, retention, and disbursement of funding received by the City pursuant to this YSP Agreement.
- (v) “Signature Youth Sports Program” shall mean any new or substantially reorganized RAP offering of sport or Adaptive Sport for Youth, including offerings delivered in conjunction with a RAP Partner Provider, which shall meet the Quality Youth Sports Criteria and be described in a YSP Project Plan.
- (w) “Start-Up Costs” shall mean the costs associated with creating or substantially reorganizing Youth and sport-oriented programs.
- (x) “Trained Coaches” shall mean each sports instructor or coach of Activities, whether paid or volunteer, who is certified in accordance with *Exhibit A*.
- (y) “Youth” shall mean an individual who is under the age of eighteen (18) on the first day of the League, Class, or other such Activity identified in an approved YSP Project Plan.
- (z) “YSP Project Plan” shall mean the annual written project plan which shall be submitted by the City to LA 2028 to approve or reject each year as set forth in Section 9(b) during the term of this YSP Agreement, and which shall meet the terms of this YSP Agreement, including specifications mutually agreed upon by the Parties for fund allocations by LA2028. Within 30 days of a YSP Project Plan’s approval, LA 2028 shall provide notice to the IOC of such YSP Project Plan’s approval and content.

Section 7. Roles and Responsibilities.

(a) LA 2028 Availability of Grant Funds. During the term of this YSP Agreement, LA 2028 shall make available \$160,000,000 to the City, less the SWIMLA Grants expended in 2018 and 2019, as recited above, to be paid for YSP Project Plan Grants (“Grant Funds”) on the terms and conditions set forth in Section 8 below.

(b) RAP Provision of Quality Youth Sports. During the Agreement Term:

- (i) RAP shall provide Leagues and Classes at all Recreation Centers within the City, subject to availability, capacity, maintenance needs, or infrastructure conditions at each Recreation Center;
- (ii) RAP shall offer Leagues across all Recreation Centers within the City following the Citywide Seasonal Sports Schedule (subject to availability, capacity, maintenance needs, or infrastructure conditions at each Recreation Center);
- (iii) RAP shall develop, implement and maintain Enrollment Practices designed to encourage and maximize broad-based youth participation in RAP offerings; and
- (iv) RAP shall maintain each Recreation Center and YSP Sport offering in accordance with RAP Standards.

Section 8. Grant Funds.

(a) Available Funding. Subject to adjustments set forth in this Section 8, for each Fiscal Year throughout the Agreement Term, LA 2028 shall make available \$19,200,000 (see **Exhibit E**) to fund the YSP in accordance with a disbursement request amount included in the annual YSP Project Plan for that Fiscal Year.

(b) Funding Schedule. LA 2028 shall provide funding on a quarterly basis, consistent with a disbursement request included in any annual YSP Project Plan that has been approved by LA 2028, and the City shall deposit such funding into the Special Fund dedicated to YSP. Notwithstanding anything herein to the contrary, if any funds from the prior fiscal year are unencumbered in the Special Fund account, LA 2028 may reduce the annual funding amount by the amount of unencumbered funds to offset the Special Fund balance.

(c) Credit towards LA 2028 Youth Sports Commitment. Each quarterly payment shall be credited towards the total LA 2028 Youth Sports Commitment.

(d) Funding for Direct Costs. Unless otherwise provided in this YSP Agreement, the City may use Grant Funds available for each Fiscal Year to offset the Direct Costs in accordance with the City’s YSP Project Plan for a given Fiscal Year as specified in **Exhibit B**. Subject to the terms and conditions of this YSP Agreement, the City may also use Grant Funds for Direct Costs related to Signature Youth Sports Programs described in a LA 2028 approved YSP Project Plan for a given Fiscal Year. The Parties acknowledge and agree that the majority of any year’s Grant Funds shall be reserved for use by RAP to offset Direct Costs of participation in Quality Youth Sport Leagues and Classes, and the City shall target 20% of the Grant Funds available for a given Fiscal Year for Direct Costs related to Signature Youth Sports Programs described in Section 6(v); provided that the Parties acknowledge that if

the proposed Signature Youth Sports Programs for a given year includes new or substantially reorganized RAP offering of Adaptive Sport for Youth then higher Direct Costs associated with such new offering(s) of Adaptive Sport for Youth may cause the City to exceed the 20% target.

(e) Funding for Other Costs. Notwithstanding anything herein to the contrary, the City may use up to 4% of total Grant Funds, six million four hundred thousand dollars (\$6,400,000) to recoup or otherwise cover expenses that are consistent with the Parties' shared goal to increase the number of City youth participating in sport and fitness programs but do not qualify as Direct Costs, including but not limited to community engagement and outreach, program Start-Up costs, Safe Sport, marketing, program branding, and reporting requirements ("Other Costs"). The City shall have broad discretion and unilateral control over how these funds are expended to support the above stated goals, as described in the YSP Project Plan for any given Fiscal Year. LA 2028 shall pay the City the Other Costs in quarterly payments as necessary to support each approved YSP Project Plan. Other Costs may vary from year to year, however the total amount available for Other Costs over the term of the YSP Agreement shall not exceed \$6,400,000. These Grant Funds for Other Costs shall be credited towards LA 2028's total commitment for YSP.

(f) Identified Unrequested Funds. For the avoidance of doubt, to the extent funds are identified and made available by LA 2028 pursuant to Section 8(a), but not requested by the City and funded by LA 2028 pursuant to an approved YSP Project Plan (the "Identified Unrequested Funds"), such Identified Unrequested Funds shall not be deemed credited towards the total LA 2028 Youth Sports Commitment in accordance with Section 8(c) until such time as the Identified Unrequested Funds are requested and funded in accordance with the terms of this YSP Agreement. Notwithstanding anything to the contrary contained herein, to the extent in any given year there are Identified Unrequested Funds, such funds shall remain available for request by the City in accordance with the terms of this YSP Agreement in any subsequent year until funded, provided, commencing with the fourth annual YSP Project Plan, such subsequent YSP Project Plan requests shall not exceed the greater of (x) \$30 million and (y) the sum of the annual available funding pursuant to Section 8(a) plus any remaining Identified Unrequested Funds from prior years that have not been the subject of a prior YSP Project Plan request.

(g) Prior and Current Year Grants. For Fiscal Year 2019-2020, the available Grant Funds will be reduced by the total sum of any prior and current year grants received from LA 2028, which is calculated as: (A) funding provided by LA 2028 under the terms of the 2018 SWIMLA Grant, plus (B) the actual amount to be funded by LA 2028 under the terms of the 2019 SWIMLA Grant. The sum of prior and current grant amounts received from LA 2028 shall be credited toward the total funding to be provided under the LA 2028 Youth Sports Commitment.

Section 9. YSP Project Plan.

(a) Requirements. The City shall have broad programmatic discretion over youth sports programs and activities to be provided under a YSP Project Plan for any given Fiscal Year, provided that the youth sport programs and activities meet LA 2028's requirements as set forth below:

- (i) Approval by the City Council. Each YSP Project Plan shall specify the Seasonal Sports Schedule and Signature Youth Sports Programs for which Grant Funds are being requested. The City's YSP Project Plan for each Fiscal Year must obtain the City Council's approval.
- (ii) Preference for Olympic and Adaptive Sports. Subject to the terms and conditions of this YSP Agreement, the City may use Grant Funds available for a given Fiscal Year to establish, operate, and otherwise provide youth sport programs and

activities that are neither Olympic nor adaptive sports. Notwithstanding the foregoing, for proposed Signature Youth Sports Programs, the City shall (i) make best efforts to include Olympic and adaptive sports that are anticipated to be part of the 2020, 2024, or 2028 Olympic and Paralympic Games sports program and (ii) shall work in good faith on proposed Signature Youth Sports Programs with any National Governing Board NGB (NGB) that seeks to develop and promote with the City Olympic and Paralympic sports.

- (iii) Tracking Participants. The City shall track a yearly increase in the number of Eligible Participants resulting from the use of Grant Funds. The City shall use the 2018-2019 participation counts provided by RAP as a baseline figure to serve as a starting point for measurement purposes (provided in **Exhibit F**).
- (iv) Safety. The safety of the YSP participants is the Parties' highest priority. No later than one year from the date of this YSP Agreement's execution, the City shall provide the Safe Sport program in connection with all Activities by RAP and any RAP Partner Providers through the term of this agreement, provided, however, that the U.S. Center for SafeSport has worked with the City in good faith, and in a timely manner, on the development and approval of the program.

(b) Submittal Process.

- (i) Timeline for Submission of Annual Requests for YSP Funds. No later than January 31, 2020 with respect to Fiscal Years 2019-2020 and 2020-2021, and no later than October 1 of each subsequent calendar year during the Agreement Term through October 1, 2027, RAP may submit to LA 2028 YSP Project Plans which have all elements of the YSP Project Plan and satisfy all of the requirements of this YSP Agreement.
- (ii) Timeline to Approve or Reject Annual YSP Project Plan Requests. With respect to YSP Project Plans submitted in accordance with Section 9(b)(i) above, LA 2028 shall approve or reject YSP Project Plans for Fiscal Years 2019-2020 and 2020-2021 within 14 days of receipt, and thereafter by November 1st of each full calendar year during the Term (or within 30 days of receipt if RAP has submitted a YSP Project Plan prior to October 1). If rejected, the City shall have an opportunity to amend and resubmit the YSP Project Plans within four (4) weeks of receiving a rejection notice from LA 2028 pursuant to Section 17(a). LA 2028 shall approve or reject the amended YSP Project Plans within ten (10) calendar days of receipt.
- (iii) Grant Request Requirements. RAP shall submit all of the following items for approval by LA 2028 in connection with each annual YSP Project Plan:

The proposed annual YSP Project Plan, in a form mutually agreed upon by the Parties.

A proposed Seasonal Sports Schedule in substantially the form attached hereto as **Exhibit G**, provided that: (i) the Seasonal Sports Schedule shall reflect Leagues and Classes; and (ii) Leagues are offered at Recreation Centers throughout the City (subject to Section 7(b)(ii)).

A proposed request for disbursement of YSP Funds to cover the Direct Costs for

each season described in the Seasonal Sports Schedule (“Seasonal Advance Funding”) associated with the reasonably anticipated enrollment of Eligible Participants for each season, which enrollment figures shall be reasonably determined by RAP acting in good faith and informed by past enrollment figures (“Anticipated Enrollment”). Each request for Seasonal Advance Funding shall include the payment schedule of requests for Seasonal Advance Funding in the annual YSP Project Plan.

The amount of Seasonal Advance Funding for each season shall be the sum of (x) the Anticipated Enrollment for such season at each Recreation Center multiplied by \$180 for Leagues, (y) the Anticipated Enrollment for such season at each Recreation Center multiplied by \$80 for Classes, and (z) the unit costs for aquatic classes and aquatic leagues (the “Aquatic Costs”). The Aquatic Costs have not yet been defined, but the Parties agree (i) to work together in good faith to define the Aquatic Costs and (ii) that the City may submit the Aquatic Costs as a part of the Signature Youth Sports Program, for a given Fiscal Year in the YSP Project Plan for that Fiscal Year.

A compliance certificate executed by the General Manager of RAP, or their designee, certifying the following matters have been met through reasonable efforts and substantially demonstrate compliance, including:

1. This YSP Project Plan does constitute a legal, valid and binding obligation of RAP;
2. The representations and warranties set forth in the compliance certificate are true and correct as of the date of certification and will be true and correct for the duration of the Program Year;
3. RAP has not, and shall not, collect more than \$10 from each Eligible Participant directly for participation in any of the Activities described in the Project Plan. By mutual approval of the parties, this fee may be adjusted over time based on actual costs to RAP or RAP Partner Providers, allowing for increased costs for activities to meet RAP Standards, consistent with meeting Quality Youth Sports Criteria;
4. The YSP Project Plan complies with all requirements of the YSP Agreement;
5. RAP has not entered into, and shall not enter into, any agreement, understanding or arrangement which would grant commercial sponsorship, affiliation or other identification rights of any kind or description with respect to the 2028 Games, LA 2028, the USOPC, the IOC, to any supplier of goods or services or to any other person or entity;
6. RAP does not and shall not discriminate on the basis of race, color, national origin, age, sex, sexual orientation, marital status, creed, religion, citizenship, ancestry or political affiliation; and

7. No audit, investigation, proceeding or other inquiry known to RAP as of the even date herewith is pending by the Internal Revenue Service, the Franchise Tax Board or the Attorney General of any state with respect to RAP.
- (iv) Quality Sport Program Certification. No later than one month prior to the commencement of any Program Year, RAP shall submit a certificate of compliance (“Quality Sport Program Certification”), certifying that all sports programming for Youth described in the YSP Project Plan meets Quality Youth Sports Criteria as of the date of certification, and will continue to meet Quality Youth Sports Criteria during the Program Year.
 - (v) Third Parties. Subject to the requirements set forth in this YSP Agreement, RAP may subcontract with RAP Partner Providers; provided that such RAP Partner Providers are referenced in the relevant YSP Project Plan.

Section 10. Requirements for the Expenditure of Grant Funds.

(a) All Grant Funds are to be expended solely for the purposes, activities, items, contractors (if any), and estimated amounts outlined in the respective YSP Project Plan approved by LA 2028.

(b) All Grant Funds must be expended for public purposes.

(c) The Grantee shall act in accordance with the fiduciary duty attached to the receipt and expenditure of Grant Funds intended to benefit the public. Consistent with that fiduciary duty and the public trust from which it flows, the Grantee shall ensure the proper expenditure at all levels of all Grant Funds pursuant to this YSP Agreement. All expenditures shall be the result of arm’s length transactions and not the result of, or motivated by, self-dealing on the part of the Grantee or LA 2028, or any employee or agent of the Grantee or LA 2028. The Grantee shall not offer or provide money, the promise of advantage, or other things of value directly or indirectly to anyone in order to unlawfully influence any decision or action relating to a YSP Project Plan, the Grantee, or LA 2028.

(d) In addition to the limitations set forth above, Grant Funds may never be used:

- (i) To support a political campaign, party, or candidate for public office, or to influence the outcome of any specific public election, or to carry on, directly or indirectly, any voter registration drive;
- (ii) To support or attempt to influence any government legislation, or carry on propaganda, within the meaning of Section 4945(d)(1) of the Internal Revenue Code;
- (iii) In violation of, or in support of activities violating, Applicable Law;
- (iv) To make a sub-grant which does not comply with Section 4945(d)(3) or (4), or for purposes other than those specified in Section 170(c)(2), of the Internal Revenue Code (26 U.S.C. §§1 et seq.); and
- (v) To undertake any activity for any purpose other than one specified in Section 170(c)(2)(B) of the Internal Revenue Code.

Section 11. Insurance, Risk Management.

(a) The City agrees that no later than the Effective Date and for the duration of this YSP Agreement, and for such period after during which claims may reasonably be expected and in accordance with the applicable statute of limitations, on behalf of itself and any RAP Partner Providers, contractors or subcontractors, the City shall self-insure against all risks and any potential errors or omissions with respect to the Quality Youth Sports, Activities, facilities (including Recreation Centers and any third party facilities where Activities may occur), or the activities of the City, its employees, or any RAP Partner Providers, contractors or subcontractors. This YSP Agreement will serve as evidence of such self-insurance.

(b) The City shall waive its right to recover damages against LA 2028 or any of its officers, directors or employees for any loss, damage or liability against which the City has agreed to self-insure under Section 11(a).

Section 12. Reconciliation.

(a) Reconciliation Requirements. Commencing July 1, 2020 and at the end of each Fiscal Year thereafter, RAP shall certify actual expenditures in accordance with Section 12(b) below, actual participation rate calculated in accordance with Section 12(c) below, no supplantation in accordance with Section 12(d) below, qualification of participants, and compliance with this YSP Agreement, with respect to each YSP Activity, as compared to the YSP Project Plan. The City Administrative Officer (“CAO”), or their designated representative, shall validate such certification no later than September 1 (i.e., no later than sixty (60) days following the conclusion of the Fiscal Year) in accordance with a form or process mutually agreed upon by the Parties.

(b) Actual Expenditures. RAP shall calculate the actual amount expended or encumbered at each Recreation Center using Grant Funds for each category of Direct Costs specified in Exhibit B, as well as all other Direct Costs and Other Costs expended by RAP under the YSP Project Plan at each Recreation Center, and shall include the calculation of such actual expenditures or encumbrances in the certification provided for in Section 12(a). For Direct Costs and Other Costs expended or encumbered by RAP that are not included in any Recreation Center, RAP shall also include the calculation of such actual expenditures or encumbrances in the certification provided for in Section 12(a).

(c) Actual Participation Rate. The actual participation rate of Eligible Participants will be calculated by: (i) confirming the correct classification of Eligible Participants; and (ii) adding (x) the number of Eligible Participants enrolled in each League and Class at one of the Pre-Qualified Recreation Centers, and (y) the number of Eligible Participants enrolled in the Leagues and Classes set forth in a YSP Project Plan at the remaining Recreation Centers identified in the YSP Project Plan who completed and submitted an approved Fee Waiver.

(d) No Supplantation. RAP shall use best efforts to maintain existing funding that RAP and third-party grantors have provided to each Recreation Center to support access to youth sport throughout the entire period of this YSP Agreement and agrees that Grant Funds shall be used to supplement, not supplant, any existing baseline funding. RAP shall provide RAP's FY 2019-2020 approved budget and all subsequent annually approved RAP budgets during the Term. As part of the reconciliation process pursuant to Section 12(a) above, RAP shall annually provide the following calculations of baseline funding provided to support all of RAP's youth sport programs: 1) approximate budget allocation to support youth sport programs by recreation center (including budgeted positions); 2) all other third-party grantors; and 3) any other sources, included fees for service, in accordance with a form or process

mutually agreed upon by the Parties.

(e) Excess Funds. Should the amount of Grant Funds provided by LA 2028 to RAP under any YSP Project Plan exceed the actual expenditures provided for in Section 12(b) and incurred in the Grant Period, the excess funds (“Excess Funds”) shall be retained in the Special Fund to be used by RAP during the Agreement Term in connection with the subsequent LA28 approved YSP Project Plan and/or Seasonal Advance Funding Requests.

(f) Remaining Funds. Notwithstanding Section 12(d), up to \$10 million of (i) funding provided by LA 2028 for the YSP which remains unspent in the final Fiscal Year of the Agreement Term and (ii) any Identified Unrequested Funds shall be available for a YSP Project Plan for Fiscal Year 2028-2029 and shall be credited towards LA 2028’s total commitment for the YSP, provided that the City’s use of any remaining Grant Funds as set forth in this Section is approved by LA 2028 pursuant to the terms of this YSP Agreement. Upon the expiration or termination of this YSP Agreement, any Identified Unrequested Funds and Excess Funds (the “Remaining Funds”) shall be transferred to LA 2028’s lawful successor entity that will distribute the Remaining Funds to the RAP programs that are designed to promote youth sports in the City.

Section 13. Transparency and Accountability.

(a) Annual Report. By September 30 of each year of the Agreement Term (including any extension of the YSP for Fiscal Year 2028-2029 in accordance with Section 12(f) above), the City shall annually make a report of the prior Program Year available to the public (the “Annual Report”). The Annual Report shall include the following information: (1) The City’s account for its use of Grant Funds in the prior Program Year as provided for in Section 12(b); and (2) a key-performance-indicators (“KPIs”) section with a specific focus on determining whether the objective of increasing access to and participation in youth sport programming was successful under the annual YSP Project Plan as evidenced by providing data on the KPIs included in *Exhibit H*. If the Annual Report does not specify the methodology used by the City to measure achievement of KPIs, the City shall separately provide such information to LA 2028. The Parties agree that in no event shall the City rely on an auditor to prepare any Annual Report that is then also contracted to provide auditing or accounting services to LA 2028.

(b) Quality Assurance. RAP has identified certain internal mechanisms to ensure RAP compliance with its safety and maintenance practices, described in further detail in *Exhibit I* (“Internal QA Function”). During the Term, RAP shall maintain compliance with all RAP Standards and YSP Project Plan Requirements. The Internal QA Function shall regularly monitor RAP’s compliance with all RAP Standards and YSP Project Plan Requirements.

(c) Books and Records. Grantee shall maintain complete, accurate, and current operating and financial books, records, and related documentation with respect to all Activities which are the subject of Grant Requests during the Term or the performance of this YSP Agreement. During the Term and for five (5) years thereafter, LA 2028 (and following its dissolution, the IOC) shall have the right to inspect, review, and copy Grantee’s books, records, and other documents for purposes of verifying actual participation levels incurred in delivering Activities and general compliance with any other terms of this YSP Agreement or any YSP Project Plan at any time, at LA 2028’s/the IOC’s sole discretion. All costs of performing such inspection or audit shall be borne by LA 2028/the IOC, and exclude the use of any Grant Funds to do so.

(d) LA 2028 Reports. RAP acknowledges that LA 2028 is required to appear quarterly and/or upon request before the City Council to provide a briefing on, inter alia, LA 2028’s support for youth sport programs increasing access to sport for City youth. LA 2028 may submit its annual report

articulating support for such programs, as part of its reporting requirement to the City as set forth in the 2017 MOU. Additionally, LA 2028 has reporting requirements to its Board of Directors and to the IOC regarding the same. RAP agrees to cooperate fully and timely with any reasonable LA 2028 requests for data and information reasonably necessary for LA 2028 to fulfill such requirements. RAP further acknowledges that LA 2028 may share any publicly available data or information provided under this YSP Agreement with its accountants, attorneys, advisors, representatives, agents, and affiliates and other third parties (including without limitation the IOC and International Paralympic Committee). Notwithstanding the foregoing, no data or information may be shared that can be used to distinguish or trace an individual's identity, either alone or when combined with other information that is linked or linkable to a specific individual, unless the data or information has been anonymized in a manner sufficient to ensure that the data or information is not capable of re-identification with the specific individual.

Section 14. Termination. This YSP Agreement shall automatically terminate upon the occurrence of any of the following events: (i) upon the expiration of the Agreement Term; (ii) the termination of the Host City Contract; or (iii) the express written agreement of each of the parties hereto to terminate this YSP Agreement.

Section 15. Survival. Section 12(e) and Sections 16 and 17 shall survive the Agreement Term or termination of this YSP Agreement.

Section 16. Dispute Resolution. Any dispute involving this YSP Agreement or any YSP Project Plan will be resolved in accordance with the procedures specified in *Exhibit J* attached hereto.

Section 17. General Provisions.

(a) **Notices.** Any notices or reports relating to this YSP Agreement, and any request, demand, statement, or other communication required or permitted hereunder, shall be in writing and shall be delivered to the Parties at their respective addresses set forth in *Exhibit K*. Each Party shall promptly notify every other Party of any change of contact information, including personnel changes, provided in *Exhibit K*. Written notice shall include notice delivered via email or facsimile. A notice shall be deemed to have been received on: (i) the date of delivery, if delivered by hand during regular business hours, or by confirmed facsimile or by email; or (ii) on the third (3rd) business day following mailing by registered or certified mail, return receipt requested, to the addresses set forth in *Exhibit K*.

(b) **Relationship of Parties.** The Parties are and shall remain at all times, as to each other, wholly independent entities. No Party shall have power to incur any debt, obligation, or liability on behalf of another Party unless expressly provided to the contrary by this YSP Agreement. No employee, agent, or officer of a Party shall be deemed for any purpose whatsoever to be an agent, employee, or officer of another Party.

(c) **Assignment.** No Party may assign any of its rights or delegate any of its obligations hereunder without the prior written consent of the other Party. This shall be binding upon and inure solely to the benefit of each Party and its successors and permitted assigns, and nothing in this YSP Agreement, express or implied, is intended to or shall confer upon any other person any rights, benefits, or remedies of any nature whatsoever under or by reason of this YSP Agreement.

(d) **Amendment; Waiver.** Subject to written approval by the IOC, the terms and provisions of this YSP Agreement shall be binding upon the Parties and may not be amended, modified, or waived, except by an instrument in writing signed by each of the Parties and approved by the IOC. Waiver by any Party to this YSP Agreement of any term, condition, or covenant of this YSP Agreement shall not

constitute a waiver of any other term, condition, or covenant. Waiver by any Party of any breach or violation of any of the provisions of this YSP Agreement shall not constitute a waiver of any breach or violation of any other provision of this YSP Agreement, nor a waiver of any subsequent breach or violation of any provision of this YSP Agreement.

(e) Indemnification. City shall defend, indemnify, and hold harmless LA 2028 and its board, officers, agents, affiliates, employees, assigns, and successors in interest from and against all lawsuits and causes of action, claims, losses, demands, and expenses, including, but not limited to, damages, or liability of any nature whatsoever, for death or injury to any person, or damages or destruction of any property of any third parties, or arising in any manner out of or incident to the preparation, arranging, performance, or sponsoring of this YSP Agreement, by reason of an act, error, or omission by RAP, and/or of its commission, officers, agents, employees, assigns, and successors in interest. The rights and remedies provided in this Section shall not be exclusive, and are in addition to any other rights and remedies provided by law or under this YSP Agreement. This provision will survive expiration or termination of this YSP Agreement.

(f) Entire Agreement. This YSP Agreement constitutes the entire agreement among the Parties with respect to the subject matter hereof and supersedes all prior or contemporaneous agreements, whether written or oral, with respect thereto, provided that nothing in this YSP Agreement shall be deemed to supersede or otherwise modify all or any terms of the following: (i) the Games Agreement and any exhibits attached thereto; and (ii) the Host City Contract, any joinders to the Host City Contract, and any exhibits attached thereto.

(g) Non-Recourse. No obligation of LA 2028 or the City under this YSP Agreement constitutes an obligation of, and no recourse, claims, actions, rights to sue, or other remedies shall be had against, any trustee, director, officer, employee, volunteer, agent, consultant, member, attorney, representative, or independent contractor of LA 2028, or the City for any obligations arising out of this YSP Agreement. No trustee, director, officer, employee, volunteer, agent, consultant, member, attorney, representative, or independent contractor of LA 2028, or the City, shall have any personal liability or obligation for any act or omission of LA 2028 or the City, whether arising out of this YSP Agreement or otherwise in connection with any of the transactions contemplated hereby or thereby or any other matter related to the 2028 Games.

(h) Disclaimer. It is expressly understood by the Parties that no director, member, officer, employee, or other representative of any of the Parties shall incur any financial responsibility or liability of any kind or nature whatsoever in connection with this YSP Agreement, or any amendment and/or subsequent agreement regarding the subject matter hereof. LA 2028 shall have no liability for any debts, liabilities, deficits, or cost overruns of the Grantee. The Parties agree that the liability of LA 2028 hereunder shall be limited to the payment of this Grant pursuant to the terms and conditions of this YSP Agreement. Any contracts entered into or other obligations or liabilities incurred by the Grantee in connection with any Activities or otherwise relating to this YSP Agreement, or any YSP Project Plan provided pursuant to the terms of this YSP Agreement, shall be the sole responsibility of such Party, and LA 2028 shall have no obligation or liability whatsoever thereunder or with respect thereto. In no case shall LA 2028 be liable to the Grantee or any third party for consequential damages.

(i) No Third-Party Beneficiary. Except as expressly provided in Section 17(k), "IOC Approval," and Section 17(m), "Recovery Solely Against LA 2028," no third-party is intended to be, or shall be deemed to be a beneficiary of any provision of this YSP Agreement.

(j) Information and Knowledge Management. The Parties acknowledge Section 29.2 of the

Host City Contract - Principles, and RAP agrees to cooperate with LA 2028 and facilitate the implementation of appropriate policies and protocols which are compliant with Applicable Laws to facilitate the transfer of “Games Information Knowledge and Expertise” in accordance with LA 2028’s information knowledge strategy and policies.

(k) IOC Approval Required. The Parties acknowledge that the understandings set forth in this YSP Agreement are subject to the written approval of the IOC and shall not be binding upon any Party unless and until such written approval is obtained. The Parties further acknowledge that any Section 17(c) written consent provided by a Party to allow the other Party to assign any of its rights or delegate any of its obligations hereunder is subject to the prior written approval of the IOC and shall not be binding upon any Party unless and until such written approval is obtained.

(l) Marketing or Publicity Rights. The City will regularly consult and collaborate with LA 2028 on the brand identity and marketing of the YSP and will provide LA 2028 such information regarding the City’s plans with respect thereto as may be reasonably required by LA 2028. The City may not affiliate itself, or their respective staff or partners, with the United States Olympic and Paralympic Properties, LLC (“USOPP”) or any other official Olympic and/or Paralympic organization, including the IOC, International Paralympic Committee, USOPC, and any joint venture or similar entity with any such party (each a “Games Entity”) or use any marks or brands associated with the commercial properties of any Games Entity without the prior, express, written consent of LA 2028, subject to the understanding that any such consent may be conditioned on the City providing LA 2028 such information as may be reasonably required by LA 2028 in order to evaluate the City’s request. LA 2028, the USOPC, and the IOC may not affiliate itself or their respective staff or partners, with the City or use any marks or brands associated with the City without the prior, express, written consent of the City; provided, however, that approval for the IOC to publish promotional materials relating to the Activities, or any YSP Agreement provided hereunder, shall not to be unreasonably withheld, conditioned or delayed. Nothing in this YSP Agreement shall be construed as giving any Party the right to advertise or publicize its affiliation or relationship with the other Party, or represent or imply that any product or service provided has been endorsed or approved by them, including by publishing or issuing any statement (factual or otherwise) about LA 2028 or the City of LA, without prior written consent. Neither Party shall have a right to use any trademarks, logos, or other intellectual property of the other without their prior, express, written consent. LA 2028 shall obtain express written consent from City affirming parental consent or waiver prior to publishing photos of minors. Nothing herein is intended to prevent the IOC from promoting the importance of the YSP to the success of the 2028 Olympic and Paralympic Games or from providing general news coverage of the YSP through the IOC’s media channels.

(m) Recovery Solely Against LA 2028. The Parties acknowledge and agree that RAP shall have no right of recovery of any kind against USOPP, the USOPC, or the IOC, or any affiliate, director, officer, employee, consultant, or independent contractor of any of USOPP, the USOPC, or the IOC under this YSP Agreement, and that its sole and exclusive recourse or remedy for any claims, demands, actions, suits, or other proceedings under this YSP Agreement shall be against the assets of LA 2028 only. Each of USOPP, the USOC, and IOC shall be a third-party beneficiary of this Section with full rights of enforcement thereof. This provision will survive expiration or termination of this YSP Agreement.

(n) Governing Law. This YSP Agreement has been negotiated, executed, and delivered and will be performed in the State of California, and shall be governed by and construed in accordance with its laws.

(o) Interpretation. References in this YSP Agreement to any gender include references to all genders, and references to the singular include references to the plural and vice versa. Unless the context

otherwise requires, the words “include,” “includes,” and “including” when used in this YSP Agreement shall be deemed to be followed by the phrase, “without limitation.” Unless the context otherwise requires, references in this YSP Agreement to Sections, Annexes, Exhibits, and Schedules shall be deemed to be references to Sections of, and Annexes, Exhibits and Schedules to this YSP Agreement. Unless the context otherwise requires, the words “hereof,” “hereby,” and “herein,” and words of similar meaning when used in this YSP Agreement, refer to this YSP Agreement in its entirety and not to any particular Section or provision of this YSP Agreement.

(p) Counterparts. This YSP Agreement may be executed in any number of counterparts, each of which shall be an original, but all of which taken together shall constitute but one and the same instrument. This YSP Agreement is being executed in three (3) originals, each of which is deemed to be an original.

IN WITNESS WHEREOF, the Parties hereto have caused this YSP Agreement to be executed by their duly authorized representatives and affixed as of the date of signature of the Parties:

Executed this 16th day
of September, 2020

THE CITY OF LOS ANGELES, a municipal
corporation, acting by and through its
DEPARTMENT OF RECREATION AND PARKS

By *M. Shull*
GENERAL MANAGER

Executed this 18th day
of September, 2020

LOS ANGELES ORGANIZING COMMITTEE
FOR THE OLYMPIC AND PARALYMPIC
GAMES 2028

By *Casey Wasserman*
Name: Casey Wasserman
Title: Chairperson

MICHAEL N. FEUER,
City Attorney

Attest: HOLLY L. WOLCOTT, CITY CLERK

Date: 9/23/2020

Date: 9/18/2020
By: *Daniel Kreinbring*
Name: Daniel Kreinbring
Title: Deputy City Attorney

By: *Holly L. Wolcott* 
Deputy City Clerk

Exhibit A

Department Standards for Quality Youth Sports - Clean & Safe Parks

Site Safety

RAP is committed to providing safe, accessible, and well maintained parks. The rules and regulations for all City Parks are codified in the City's Municipal Code, governed by the RAP Board of Commissioners and the Los Angeles City Council. Primary enforcement of all safety rules are handled by RAP's Park Ranger Division who collaborates closely with the Los Angeles Police Department (LAPD), Los Angeles Fire Department (LAFD), and other appropriate government agencies to ensure parks remain safe. RAP's Ranger Division has developed working relationships with LAPD Senior Lead Officers and the City Attorney's Neighborhood Prosecutors at all 22 LAPD stations and in each of RAP's three regional divisions: Metro, Pacific and the Valley Shoreline.

Through this collaboration, park rangers attend a weekly crime briefing at LAPD stations to exchange information on potential developing crime patterns or other issues that may affect safety for our patrons. The data shared at these meetings informs the deployment of shared resources by LAPD detectives and officers at parks across the City.

Members of the public are routinely encouraged to report safety concerns directly to Park Rangers, LAPD or through the City's 311 or 911 emergency operation divisions.

Maintenance

Maintenance and infrastructure care, especially lighting, plays a significant role in keeping our parks safe. RAP continues to replace and add LED lighting at every park in the City to provide a brighter more focused reliable light source. LED lighting is also effective in reducing required maintenance.

All Parks and facilities shall be maintained at a level free of excessive litter, debris, and graffiti. Restrooms shall be kept clean, sanitary, and well-stocked during all park hours. All known maintenance issues shall be addressed in a timely manner to prevent disruption or impact of any recreational program.

All members of the public are able to report maintenance concerns directly to on site park recreation staff, maintenance crews, park ranges or through the City's 311 system or through the Department's on line-app

Coaches Training and Standard

Vetting for Volunteer Coaches:

All RAP volunteer coaches are currently vetted through a mandatory Volunteer Application process. A volunteer, who is not already registered in the system, receives a Volunteer Application form; fills out the application in person or on line at home or at the local recreation center.

RAP Human Services Division (HR) receives the on-line application and e-reminds the applicant to get fingerprinted. The applicant must then schedule a Live Scan appointment to get fingerprinted by a Department Live Scan technician at one of several Live Scan RAP locations. The applicant waits for Department of Justice (DOJ) report that is sent to HR. HR reviews the report to determine if the volunteer is cleared to volunteer. A volunteer is not authorized to coach until their fingerprint (DOJ) clearance is received by RAP's HR Division. DOJ actively continues to monitor volunteer's status and sends status changes to HR. If HR clears the volunteer, recreation staff is notified and the volunteer can

begin coaching at the recreation center. RAP uses Volgistics, a consolidated database to keep track of volunteer information including their clearance dates and estimated hours worked.

Coaching Training:

RAP has training standards and procedures to certify its volunteer coaches and to ensure participating youth receive the appropriate educational, social, and physical benefits of playing sports. RAP seeks quality candidates that pledge to live up to the responsibilities of a coach, and who will: place the emotional and physical well-being of players ahead of a personal desire to win, ensure the sports environment is one of fun and enjoyment, lead by example in demonstrating fair play and sportsmanship, and instill the proper attitudes and values in all participants.

RAP staff periodically receive coaches training, at times in partnership with local coaching organizations. Training is designed to provide common-sense messages on coaching and training today's young athletes. Delivery methods include sessions and clinics that provide sport specific trainings, by organizations that teach best practices. RAP staff is provided mandatory "train the trainer" sessions by these organizations, i.e., Coaching Corps, Positive Coaches Alliance, for staff to prepare volunteer coaches with the tools they need to teach and demonstrate good sportsmanship and best practices in the following topics:

- Communicating with athletes and parents
- Motivating young athletes
- Dealing with "problem" athletes
- Importance of well-planned practices
- Developing your own coaching philosophy
- Why kids play sports and why many drop-out
- Coaches' Code of Conduct for all RAP sport programs
- Skills Clinics
- Specific Gender Equity Guidelines

RAP staff shall ensure all coaches are trained in best coaching practices, inclusive of the Coaching Training described herein and through the use of on-line resources such as the How to Coach Kids online courses. RAP will include its annual training plan in each YSP Project Plan.

Safe Sport

In accordance with Section 9(a)(iv) of this YSP Agreement, the City shall provide a Safe Sport program in connection with all Activities by RAP and any RAP Partner Providers upon the commencement of the Safe Sport program.

Exhibit B

Direct Costs

Direct Costs		
League		
Line Item	Cost	Description
Trophy	\$13	All youth receive an item to recognize their participation. Teams that win 1st and 2nd place typically receive large trophies. Some
Sports Equipment (shared cost)	\$30.00	Sports equipment is replaced for every sport seasonally. Items vary per sport and may include: balls, scoreboards, nets, gloves,
Uniform (City contract)	\$40.00	All participants receive team uniforms. One set may include: jersey, shorts, socks, etc.
Volunteer Coaches //OR//	\$17.00	All volunteer coaches complete coaches training and background checks. When pre-requisites are met, coaches are placed on a
Non-Volunteer Coaches (shared cost)	\$40.00	This consists of part-time staff that: coach teams, host pre-season meetings to place youth on teams, set-up materials for games,
Officials	\$37.00	The cost per official depends on the sport and background of the official (experience/certification). The cost can range between \$30
Pre & Post-Season Events	\$20.00	Every quarter, facilities host opening and closing day events for each sport to generate excitement and acknowledge all kids
Requested from LA28	\$180.00	

Class		
Line Item	Cost	Description
Fitness Equipment (shared cost)	\$20.00	In order to facilitate a successful program, RAP ensures appropriate supplies are available at all sites. Some supplies include: sports
Class instructor (shared cost)	\$40.00	This individual teaches the specialized fitness activity.
Pre & Post-Season Events	\$20.00	Every quarter, facilities host opening and closing day events for each sport to generate excitement and acknowledge all kids
Requested from LA28	\$80.00	

Exhibit C

Enrollment Practices

RAP's Enrollment Practices constitute the systems, procedures, language, and culturally appropriate practices adopted by RAP from time to time, which are designed to (i) facilitate public awareness of the Quality Youth Sports offered at Recreation Centers or other such facilities where Activities occur, (ii) facilitate or simplify in-person and online registration, and (iii) encourage feedback, provided that there is no additional resource impact or fee to RAP or the end-user.

RAP's Enrollment Practices include a citywide marketing outreach strategy to increase awareness of enrollment opportunities and enroll as many participants as possible. RAP also employs a variety of methods to ensure families are able to sign up for activities in advance. For example, to allow better planning and scheduling for patrons, RAP standardized start dates and end dates for all sports and fitness activities so they are uniform citywide.

RAP currently utilizes the tools below to increase awareness of programs.

1. Online Outreach & Registration

- LAPARKS.ORG, RAP's main website, displays RAP events and activities in rotation to promote whatever is currently front and center.
- All RAP activities are programmed into RecTrac, RAP's online activity registration system, for activity registration, online or offline.
- LAPARKS.ORG has a direct link for patrons to register online for RAP activities in RecTrac.
- RecTrac can send email campaigns, on demand, to encourage patrons to enroll in upcoming activities. RecTrac currently has over 100,000 patron emails.
- RecTrac email campaigns can be targeted to past participants of specific activities or a general email to all.
- RAP Public Relations uses social media to promote RAP events and activities.

2. In-Person Registration

- Recreation staff can register patrons in person at the recreation center.
- RAP strives to use multiple languages on class and league bulletins and paperwork.

3. Community Engagement

- Periodically, RAP will solicit feedback from patrons, using platforms such as SurveyMonkey or MailChimp.
- Recreation center staff members perform program outreach to their respective communities.

Exhibit D

CITY OF LOS ANGELES
DEPARTMENT OF RECREATION AND PARKS
SELF-CERTIFICATION FORM

YEAR: _____

Participant Name _____

Age _____
Gender M _____ F _____

Parent/Guardian Signature _____ **Date** _____

The participant listed above receives a free or reduced lunch through the National School Lunch Program at the public or private school attended by participant: (Name of School) _____.

APPLICANT STATEMENT: I certify that the information provided on this form is accurate and complete. I acknowledge that providing false information shall be grounds for termination from the program. I therefore authorize such verification, and will provide supporting documents if requested.

Parent Consent: I give permission for my child, whose name is listed below, to participate in the City of Los Angeles Department of Recreation and Parks Program. I authorize the City to make, procure or use photographs, film, tapes or other likenesses or Minor's physical image and/or voice as may be needed for use with program's publicity material. I agree to hold harmless the City of Los Angeles, Department of Recreation and Parks. **I understand that the City of Los Angeles carries no insurance.** I also understand the City of Los Angeles Department of Recreation and Parks Program reserves the right to dismiss a child for any conduct detrimental to the program.

DEPARTAMENTO DE RECREACIÓN Y PARQUES
CIUDAD DE LOS ÁNGELES
FORMA DE AUTO-CERTIFICACION

AÑO: 202__

Nombre del Participante: _____ **Edad:** _____
Sexo: M _____ F _____

Firma del Padre/Guardián _____ **Fecha:** _____

El participante mencionado en esta forma recibe un almuerzo gratis o reducido a través del Programa Nacional de Almuerzos Escolares en la escuela pública o privada a la que el participante atiende: : (Nombre de Escuela) _____

Declaración del Participante: Yo certifico que la información proveída en esta forma es correcta y completa. Yo reconozco que proveer información falsa podría ser causa de descalificación del programa. Yo, por lo tanto autorizo tal verificación y proveeré documentos adicionales si fuesen requeridos.

Consentimiento de Padre: Yo le doy permiso a mi hijo/a, cual está nombrado en esta forma, para participar en el programa del Departamento de Recreación y Parques de la Ciudad de Los Ángeles. Autorizo que la Ciudad de Los Ángeles haga, obtenga o utilice fotografías, videos, grabaciones u otras imágenes físicas y/o de voz cuales sean necesarios para uso con el material de publicidad de éste programa. Estoy de acuerdo a mantener indemne al Departamento de Recreación y Parques de la Ciudad de Los Ángeles. **Entiendo que la Ciudad de Los Angeles no tiene aseguranza.** También entiendo que el programa del Departamento de Recreación y Parques de la Ciudad de Los Angeles reserva el derecho a despedir a cualquier participante por cualquier conducta perjudicial al programa.

Exhibit E
Project Plan Funding

[See attached.]

YSP Project Plan - Available Funding											
YSP Year	Start	End	Available Funding	Net Available Funding	Funds Requested	Identified Unrequested Funds	Direct Costs	Other Costs <i>Total not to exceed \$6.4M.</i>	Actual Costs	Excess Funds	Cummulative PY Available Funding
			\$160M / 100 months	Available Funding + Cummulative PY Available Funding	Direct input	Available Funds per FY - Funds Requested	Direct input	Direct input	Direct Costs + Other Costs	Funds Requested - Actual Costs	Allocated Unrequested Funding + Excess Funds
0*	SwimLA 2018	SwimLA 2019									
1**	03/01/20	06/30/20	\$6,400,000	\$3,900,000		\$3,900,000	\$2,500,000		\$2,500,000	-\$2,500,000	-\$2,500,000
2	07/01/20	06/30/21	\$19,200,000	\$23,100,000		\$23,100,000			\$0	\$0	\$3,900,000
3	07/01/21	06/30/22	\$19,200,000	\$42,300,000		\$42,300,000			\$0	\$0	\$23,100,000
4	07/01/22	06/30/23	\$19,200,000	\$61,500,000		\$61,500,000			\$0	\$0	\$42,300,000
5	07/01/23	06/30/24	\$19,200,000	\$80,700,000		\$80,700,000			\$0	\$0	\$61,500,000
6	07/01/24	06/30/25	\$19,200,000	\$99,900,000		\$99,900,000			\$0	\$0	\$80,700,000
7	07/01/25	06/30/26	\$19,200,000	\$119,100,000		\$119,100,000			\$0	\$0	\$99,900,000
8	07/01/26	06/30/27	\$19,200,000	\$138,300,000		\$138,300,000			\$0	\$0	\$119,100,000
9	07/01/27	06/30/28	\$19,200,000	\$157,500,000		\$157,500,000			\$0	\$0	\$138,300,000
10	07/01/28	08/31/28	\$19,200,000	\$157,500,000		\$157,500,000			\$0	\$0	\$157,500,000
			\$160,000,000				\$2,500,000	\$0	\$2,500,000		
							Remaining Amount		\$157,500,000		

* This amount will be adjusted to reflect actual expenditures for SwimLA 2018 and 2019.

** The Actual Costs for SwimLA 2018 and SwimLA 2019 will reduce the Net Available Funding in YSP Year 1.

Net Available Funding amount in YSP Year 10 is the sum of remaining Excess Funds and Identified Unrequested Funds pursuant to YSP Agreement Section 12(f).

Exhibit F
Tracking Participants
[See attached.]

EXHIBIT F - Baseline FY 2018/2019

YOUTH SPORT PARTNERSHIP



RECREATION CENTERS					Summer 2018 Actual Enrollment (Baseline) Totals			Fall 2018 Actual Enrollment (Baseline) Totals			Winter 2019 Actual Enrollment (Baseline) Totals			Spring 2019 Actual Enrollment (Baseline) Totals			FY 2018/2019 Actual Enrollment (Baseline) Totals		
Facility	Address	Region	CD	GPLA	Actual Enrollment (Baseline) - Classes	Actual Enrollment (Baseline) Sports Leagues	Actual (Baseline) Total Enrollment	Actual Enrollment (Baseline) - Classes	Actual Enrollment (Baseline) Sports Leagues	Actual (Baseline) Total Enrollment	Actual Enrollment (Baseline) - Classes	Actual Enrollment (Baseline) Sports Leagues	Actual (Baseline) Total Enrollment	Actual Enrollment (Baseline) - Classes	Actual Enrollment (Baseline) Sports Leagues	Actual (Baseline) Total Enrollment	Actual Enrollment (Baseline) - Classes	Actual Enrollment (Baseline) Sports Leagues	Actual (Baseline) Total Enrollment
1	109th Street R.C.	1464 E. 109th St., Los Angeles, CA 90059	Pacific	15	Y	36	41	77	36	36	74	48	122	32	114	146	178	203	381
2	Algin Sutton R.C.	8800 S. Hoover St., Los Angeles, CA 90044	Pacific	8	Y	4	172	176	36	36	6	110	116	5	149	154	51	431	482
3	Alpine R.C.	817 Yale St., Los Angeles, CA 90012	Metro	1	Y	178	184	362	147	184	131	167	298	186	90	276	642	478	1,120
4	Andres and Maria Cardenas R.C.	14740 Blythe St., Panorama City, CA 91402	Valley	6	Y			0	47	47	58		58	150		150	255	0	255
5	Balboa Sports Complex	17015 Burbank Blvd., Encino, CA 91316	Valley	6		149	630	779	112	112	143	411	554	188	282	470	592	1323	1915
6	Baldwin Hills R.C.	5401 Highlight Pl., Los Angeles, CA 90016	Pacific	10	Y	7	249	256	101	322	81	498	579	15	373	388	204	1,442	1,646
7	Banning R.C.	1331 Eubank Ave, Wilmington, CA 90744	Pacific	15	Y	76	61	137	97	97	61	80	141	112	96	208	346	237	583
8	Barrington R.C.	333 S. Barrington Ave., Los Angeles, CA 90049	Valley	11		78	249	327	9	9	42	357	399	25	248	273	154	854	1008
9	Bellevue R.C.	826 Lucile Ave., Los Angeles, CA 90026	Metro	13	Y	51	149	200	65	1	66	41	204	65	223	288	222	577	799
10	Bogdanovich R.C.	1920 Cumbre Drive, San Pedro, CA 90732	Pacific	15				0		229		442	442		225	225	0	896	896
11	Boyle Heights Sports Center	933 South Mott St., Los Angeles, CA 90023	Metro	14	Y		88	88		0	18	45	63		175	175	18	308	326
12	Branford R.C.	13306 Branford St., Arleta, CA 91331	Valley	6			431	431	69	69	8	194	202	2	302	304	79	927	1006
13	Carlin G. Smith R.C.	511 West Ave 46, Los Angeles, CA 90065	Metro	1		19		19	35	35	42		42	24		24	120	0	120
14	Central R.C.	1357 East 22nd St., Los Angeles, CA 90011	Pacific	9	Y	10	177	187	55	10	65	18	76	32	130	162	115	375	490
15	Chatsworth Park South	22360 Devonshire St., Chatsworth, CA 91311	Valley	12		9		9	21	21	24	5	29	32	6	38	86	11	97
16	Cheviot Hills R.C.	2551 Motor Ave., Los Angeles, CA 90064	Valley	5			1275	1275	150	150	104	1712	1816	213		213	467	2987	3454
17	Chevy Chase R.C.	4165 Chevy Chase Dr., Los Angeles, CA 90039	Metro	13	Y	10	52	62	11	11	21	126	147	31	29	60	73	207	280
18	Costello R.C.	3141 E. Olympic Bl., Los Angeles, CA 90023	Metro	14	Y	80	72	152	71	71	75	72	147	97	176	273	323	320	643
19	Crestwood Hills R.C.	1000 Hanley Ave., Los Angeles, CA 90049	Valley	11				0		0			0			0	0	0	0
20	Culver Slauson R.C.	5072 S. Slauson Ave., Culver City, CA 90230	Pacific	11	Y		20	20	7	7			0			0	7	20	27
21	Cypress Park R.C.	2630 Pepper Ave., Los Angeles, CA 90065	Metro	1	Y	1	74	75	39	39	119	170	289	77	158	235	236	402	638
22	David M. Gonzales/Pacoima R.C.	10943 Herrick Ave., Pacoima, CA 91331	Valley	7	Y	165	37	202	178	158	167	131	298	163	307	470	673	633	1,306
23	Delano R.C.	15100 Erwin St., Van Nuys, CA 91411	Valley	6	Y	151		151	149	224	141	245	386	179	106	285	620	575	1,195
24	Denker R.C.	1550 West 35th Pl., Los Angeles, CA 90018	Pacific	8	Y	48	87	135		0	41	140	181	43	132	175	132	359	491
25	Downey R.C.	1772 North Spring St, Los Angeles, CA 90031	Metro	1	Y	18	68	86	12	12	11	68	79	61	209	270	102	345	447
26	E. Wilmington Greenbelt Community Center	918 North Sanford Ave., Wilmington, CA 90744	Pacific	15	Y			0		0	8		8	8		8	16	0	16
27	Eagle Rock R.C.	1100 Eagle Vista Dr., Los Angeles, CA 90041	Metro	14		43	341	384	5	5	50	155	205	93	243	336	191	739	930
28	Echo Park R.C.	1632 Bellevue Ave, Los Angeles, CA 90026	Metro	13	Y	383	334	717	359	359	329	294	623	414	287	701	1,485	915	2,400
29	El Sereno R.C.	4721 Klamath St., Los Angeles, CA 90032	Metro	14	Y	18	151	169	1	233	15	246	261	9	478	487	43	1,108	1,151
30	Elysian Valley R.C.	1811 Ripple St., Los Angeles, CA 90039	Metro	13	Y	29	7	36		73		58	58	59	147	206	88	285	373
31	Encino Community Center	4935 Balboa Blvd, Encino, CA 91316	Valley	5		90		90		0	72		72	132		132	294	0	294
32	Evergreen R.C.	2844 E. 2nd St, Los Angeles, CA 90033	Metro	14	Y	9	457	466	11	11	62	202	264	38	297	335	120	956	1,076
33	Expo Center/Roy Anderson R.C.	3980 South Bill Robertson Lane, Los Angeles, CA 90037	Pacific	9	Y	117	830	947	60	27	87	920	971	199	702	901	427	2,479	2,906
34	Fernangeles R.C.	8851 Laurel Canyon Blvd, Sun Valley, CA 91352	Valley	6	Y	309	301	610	293	193	486	294	691	445	283	728	1,341	1,174	2,515
35	Fred Roberts R.C.	4700 S. Honduras St., Los Angeles, CA 90011	Pacific	9	Y	45	37	82	40	40	87	27	114	110	9	119	282	73	355
36	Gilbert Lindsay R.C.	429 E. 42nd Pl., Los Angeles, CA 90011	Pacific	9	Y			0		0			0	1		1	1	0	1
37	Glassell Park R.C.	3650 Verdugo Rd., Los Angeles, CA 90065	Metro	1	Y	18	118	136	50	8	58	11	123	18	125	143	97	374	471

EXHIBIT F - Baseline FY 2018/2019

YOUTH SPORT PARTNERSHIP



RECREATION CENTERS					Summer 2018 Actual Enrollment (Baseline) Totals			Fall 2018 Actual Enrollment (Baseline) Totals			Winter 2019 Actual Enrollment (Baseline) Totals			Spring 2019 Actual Enrollment (Baseline) Totals			FY 2018/2019 Actual Enrollment (Baseline) Totals			
Facility	Address	Region	CD	GPLA	Actual Enrollment (Baseline) - Classes	Actual Enrollment (Baseline) Sports Leagues	Actual (Baseline) Total Enrollment	Actual Enrollment (Baseline) - Classes	Actual Enrollment (Baseline) Sports Leagues	Actual (Baseline) Total Enrollment	Actual Enrollment (Baseline) - Classes	Actual Enrollment (Baseline) Sports Leagues	Actual (Baseline) Total Enrollment	Actual Enrollment (Baseline) - Classes	Actual Enrollment (Baseline) Sports Leagues	Actual (Baseline) Total Enrollment	Actual Enrollment (Baseline) - Classes	Actual Enrollment (Baseline) Sports Leagues	Actual (Baseline) Total Enrollment	
38	Granada Hills R.C.	16730 Chatsworth St., Granada Hills, CA 91344	Valley	12		251	604	855	47	105	152	68	353	421	170	548	718	536	1610	2146
39	Green Meadows R.C.	431 E. 89th St., Los Angeles, CA 90003	Pacific	9	Y		8	8		21	21		44	44		46	46	0	119	119
40	Harbor City R.C.	24901 Frampton Ave, Harbor City, CA 90710	Pacific	15	Y	58	28	86			0		72	72		182	182	58	282	340
41	Hazard Park R.C.	2230 Norfolk St, Los Angeles, CA 90033	Metro	14	Y			0	4	105	109		123	123		189	189	4	417	421
42	Highland Park R.C.	6150 N. Piedmont Avenue, Los Angeles, CA 90042	Metro	1	Y	21	158	179	31		31	17	165	182	39	290	329	108	613	721
43	Hollenbeck Park R.C.	415 S. St. Louis St, Los Angeles, CA 90033	Metro	14		57		57	76		76	138		138	185		185	456	0	456
44	Hollywood R.C.	1122 Cole Ave., Los Angeles, CA 90038	Metro	13	Y	15	58	73	11		11	24	9	33	40	40	80	90	107	197
45	Hoover R.C.	1010 W. 25th St., Los Angeles, CA 90007	Metro	1	Y	51	85	136	92		92	89	75	164	130		130	362	160	522
46	Hubert Humphrey R.C.	12560 Filmore St., Pacoima, CA 91331	Valley	7	Y	56	445	501	170	3	173	97	143	240	146	603	749	469	1,194	1,663
47	Jackie Tatum Harvard R.C.	1535 W. 62nd St., Los Angeles, CA 90047	Pacific	8	Y	33	248	281	88	1	89	39	169	208	104	172	276	264	590	854
48	Jim Gilliam R.C.	4000 S. La Brea Avenue, Los Angeles, CA 90008	Pacific	10	Y		11	11	16		16		61	61	11	34	45	27	106	133
49	Lafayette MultiPurpose Community Cent	625 South Lafayette Park Place, Los Angeles	Metro	10		78	28	106	53	23	76	64	22	86	58	22	80	253	95	348
50	Lake Street Park	227 North Lake St., Los Angeles, CA 90026	Metro	13	Y	76	209	285	103	24	127	88	141	229	107	68	175	374	442	816
51	Lakeview Terrace R.C.	11075 Foothill Blvd, Lakeview Terrace, CA 91342	Valley	7		93	117	210	111	15	126	105	107	212	160	88	248	469	327	796
52	Lanark R.C.	21816 Lanark St, Canoga Park, CA 91305	Valley	3	Y	205	361	566	8		8	170	260	430	191	404	595	574	1,025	1,599
53	Leland R.C.	863 S. Herbert Ave, San Pedro, CA 90731	Pacific	15	Y			0			0			0	52	52	0	52	52	52
54	Lemon Grove R.C.	4959 Lemon Grove Ave, Los Angeles, CA 90029	Metro	13	Y	133	47	180	88		88	121	34	155	112	84	196	454	165	619
55	Lincoln Heights R.C.	2303 Workman Street, Los Angeles, CA 90033	Metro	1	Y		116	116		6	6		72	72	2	121	123	2	315	317
56	Lincoln Heights Youth Center	2911 Altura Street, Los Angeles, CA 90031	Metro	1	Y			0	296	33	329	323	72	395		619	0	105	724	724
57	Lincoln Park R.C.	3501 Valley Blvd, Los Angeles, CA 90031	Metro	1	Y	48	27	75	92	29	121	71	61	132	73	183	256	284	300	584
58	Loren Miller R.C.	2717 Halldale Ave, Los Angeles, CA 90018	Pacific	8	Y	89	74	163			0	106		106	23	87	110	218	161	379
59	Macarthur Park R.C.	2230 W. 6th St., Los Angeles, CA 90057	Metro	1	Y			0	82		82	26		26	18	7	25	126	7	133
60	Mar Vista R.C.	11430 Woodbine Ave., Los Angeles, CA 90066	Valley	11		58	509	567			0	107	399	506	53	665	718	218	1573	1791
61	Martin Luther King, Jr. R.C.	3916 S. Western Avenue, Los Angeles, CA 90062	Pacific	8	Y	33		33	51	93	144	78	46	124	63	73	136	225	212	437
62	Mason Park R.C.	10500 Mason Ave, Chatsworth, CA 91311	Valley	12		125	233	358		25	25	137	668	805	228	8	236	490	934	1424
63	Montecito Heights R.C.	4545 Homer St., Los Angeles, CA 90031	Metro	1	Y	71	110	181		101	101	93	115	208	124	289	413	288	615	903
64	Mount Carmel R.C.	830 West 70th St., Los Angeles, CA 90044	Pacific	8	Y	106	34	140	43	3	46	108	38	146	107	19	126	364	94	458
65	Normandale R.C.	22400 S. Halldale Ave., Los Angeles, CA 90501	Pacific	15	Y		57	57		30	30		90	90		66	66	0	243	243
66	Normandie R.C.	1550 S. Normandie Avenue, Los Angeles, CA 90006	Metro	1	Y		110	110			0		73	73		274	274	0	457	457
67	North Hills Community Park	8756 N. Parthenia Pl, North Hills, CA 91343	Valley	6				0			0			0			0	0	0	0
68	North Hollywood R.C.	11430 Chandler Blvd, North Hollywood, CA 91601	Valley	2	Y	92	150	242	109		109	83	162	245	92	123	215	376	435	811
69	North Weddington R.C.	10844 Acama St., Studio City, CA 91602	Valley	2		16		16	2	122	124	1	302	303	6	363	369	25	787	812
70	Northridge R.C.	18300 Lemarsh St., Northridge, CA 91324	Valley	12		154	335	489		1	1	47	450	497	74	807	881	275	1593	1868
71	Oakwood R.C.	767 California Ave, Venice, CA 90291	Valley	11	Y	17	70	87		35	35	15	76	91		53	53	32	234	266
72	Palisades R.C.	851 Alma Real Dr., Pacific Palisades, CA 90272	Valley	11		37	493	530	18		18	43	1181	1224	118	181	299	216	1855	2071
73	Palms R.C.	2950 Overland Ave., Los Angeles, CA 90064	Valley	5		14	64	78	5		5	10	196	206	8		8	37	260	297

EXHIBIT F - Baseline FY 2018/2019

YOUTH SPORT PARTNERSHIP



RECREATION CENTERS					Summer 2018 Actual Enrollment (Baseline) Totals			Fall 2018 Actual Enrollment (Baseline) Totals			Winter 2019 Actual Enrollment (Baseline) Totals			Spring 2019 Actual Enrollment (Baseline) Totals			FY 2018/2019 Actual Enrollment (Baseline) Totals			
Facility	Address	Region	CD	GPLA	Actual Enrollment (Baseline) - Classes	Actual Enrollment (Baseline) Sports Leagues	Actual (Baseline) Total Enrollment	Actual Enrollment (Baseline) - Classes	Actual Enrollment (Baseline) Sports Leagues	Actual (Baseline) Total Enrollment	Actual Enrollment (Baseline) - Classes	Actual Enrollment (Baseline) Sports Leagues	Actual (Baseline) Total Enrollment	Actual Enrollment (Baseline) - Classes	Actual Enrollment (Baseline) Sports Leagues	Actual (Baseline) Total Enrollment	Actual Enrollment (Baseline) - Classes	Actual Enrollment (Baseline) Sports Leagues	Actual (Baseline) Total Enrollment	
74	Pan Pacific Park R.C.	7600 Beverly Blvd., Los Angeles, CA 90036	Metro	4																
					45	290	335	92	57	149	109	399	508	122	287	409	368	1033	1401	
75	Panorama City R.C.	8600 Hazeltine Ave., Panorama City, CA 91402	Valley	6	Y	101	78	179	73	45	118	83	56	139	96	70	166	353	249	602
76	Pecan R.C.	127 South Pecan St., Los Angeles, CA 90033	Metro	14	Y		217	217		60	60	2	149		380	380	2	806	808	
77	Peck Park Community Center	560 North Western Ave., San Pedro, CA 90732	Pacific	15		4	153	157	22		22	14	150	15	186	201	55	489	544	
78	Penmar R.C.	1341 Lake St, Los Angeles, CA 90291	Valley	11		10	363	373	43	24	67	43	209	14	229	243	110	825	935	
79	Poinsettia R.C.	7341 Willoughby Ave, Los Angeles, CA 90046	Metro	5	Y	79	33	112	89	18	107	84	56	69	61	130	321	168	489	
80	Queen Anne R.C.	1240 West Blvd, Los Angeles, CA 90019	Metro	10	Y	55	440	495	8		8	76	240	121	218	339	260	898	1,158	
81	Ramon Garcia R.C.	1016 S. Fresno Street, Los Angeles, CA 90023	Metro	14	Y		144	144			0	24	176	13	271	284	37	591	628	
82	Rancho Cienega Sports Complex	5001 Rodeo Rd, Los Angeles, CA 90016	Pacific	10	Y		84	84	6	3	9	44	44	60	60	60	6	191	197	
83	Reseda R.C.	18411 Victory Blvd, Reseda, CA 91335	Valley	3	Y	154	84	238	36	27	63	137	137	92	307	399	419	418	837	
84	Rio de Los Angeles State Park	1900 N. San Fernando Rd, Los Angeles, CA 90065	Metro	1	Y	131	91	222	136		136	137	2	133	295	566	226	792	792	
85	Ritchie Valens R.C.	10736 Laurel Canyon Blvd, Pacoima, CA 91331	Valley	7	Y	108	424	532	71	73	144	159	857	190	354	544	528	1,708	2,236	
86	Robertson R.C.	1641 Preuss Rd., Los Angeles, CA 90035	Pacific	5				0			0		0		0	0	0	0	0	
87	Rose Hill R.C.	4530 Mercury Ave., Los Angeles, CA 90032	Metro	14	Y	34	107	141	9	11	20	22	52	60	152	212	125	322	447	
88	Rosecrans R.C.	840 W. 149th St., Gardena, CA 90247	Pacific	15	Y	76	67	143	23	108	131	132	100	15	216	231	246	491	737	
89	Ross Snyder R.C.	1501 East 41st St., Los Angeles, CA 90011	Pacific	9	Y		61	61			0		120		162	162	0	343	343	
90	Rustic Canyon R.C.	601 Latimer Rd., Santa Monica, CA 90402	Valley	11		5		5	9		9		9	16		16	39	0	39	
91	Seoul International Park	3250 San Marino St., Los Angeles, CA 90006	Pacific	10	Y	12	520	532	49		49	60	173	59	144	203	180	837	1,017	
92	Sepulveda R.C.	8825 Kester Ave., Panorama City 91405	Valley	6	Y	46	163	209	28	12	40	81	139	40	118	158	195	432	627	
93	Shadow Ranch R.C.	22633 Vanowen St, West Hills, CA 91307	Valley	12		137		137	50		50	114		107		107	408	0	408	
94	Shatto R.C.	3191 West 4th St, Los Angeles, CA 90020	Metro	13	Y	560	70	630	255	179	434	136	161	175	165	340	1,126	575	1,701	
95	Silver Lake R.C.	1850 West Silver Lake Dr., Los Angeles, CA 90026	Metro	13		103	193	296	32		32	43	647	77	102	179	255	942	1197	
96	Slauson R.C.	5306 S. Compton Ave., Los Angeles, CA 90011	Pacific	9	Y		118	118			0		53	32	53	85	32	224	256	
97	South Park R.C.	345 East 51st St., Los Angeles, CA 90011	Pacific	9	Y	85		85	1		1	209	209	251	18	269	546	18	564	
98	South Seas House	2301 West 24th St., Los Angeles CA 90018	Metro	10		12		12	6		6	23	23	20	20	20	61	0	61	
99	St. Andrews R.C.	8701 Saint Andrews Place, Los Angeles, CA 90047	Pacific	8	Y	46	208	254	35		35	146	211	175	194	369	402	613	1,015	
100	State Street R.C.	716 North State St., Los Angeles, CA 90033	Metro	14	Y	171	103	274	113	102	215	85	266	134	195	329	503	666	1,169	
101	Stonehurst R.C.	9901 Dronfield St., Sun Valley, CA 91352	Valley	7		63	34	97		1	1	158	3	84	6	90	305	44	349	
102	Stoner R.C.	1835 Stoner Ave., Los Angeles, CA 90025	Valley	Detai	Y	96	87	183	76		76	88	98	25	69	94	285	254	539	
103	Studio City R.C.	12621 Rye St., Studio City, CA 91604	Valley	2		25	375	400	136	26	162	128	463	44	297	341	333	1161	1494	
104	Sun Valley R.C.	8133 Vineland Ave., Sun Valley, CA 91352	Valley	6	Y	331	277	608	369	43	412	346	382	402	493	895	1,448	1,195	2,643	
105	Sunland R.C.	8651 Foothill Blvd, Sunland, CA 91040	Valley	7	Y	211	87	298	44		44	175	35	266	116	382	696	238	934	
106	Sylmar Park R.C.	13109 Borden Ave, Los Angeles, CA 91342	Valley	7	Y	58	635	693	6	179	185	8	330	36	991	1,027	108	2,135	2,243	
107	Tarzana R.C.	5655 Vanalden Ave., Tarzana, CA 91356	Valley	3		26	374	400	19		19	31	173	27	236	263	103	783	886	
108	Toberman R.C.	1725 Toberman St., Los Angeles, CA 90015	Metro	1	Y	20	8	28	30	8	38	23	88	73	59	132	146	163	309	
109	Trinity R.C.	2415 Trinity St., Los Angeles, CA 90011	Pacific	9	Y	43	65	108	10		10	14	32	36	13	49	103	110	213	

EXHIBIT F - Baseline FY 2018/2019

YOUTH SPORT PARTNERSHIP



RECREATION CENTERS					Summer 2018 Actual Enrollment (Baseline) Totals			Fall 2018 Actual Enrollment (Baseline) Totals			Winter 2019 Actual Enrollment (Baseline) Totals			Spring 2019 Actual Enrollment (Baseline) Totals			FY 2018/2019 Actual Enrollment (Baseline) Totals			
Facility	Address	Region	CD	GPLA	Actual Enrollment (Baseline) - Classes	Actual Enrollment (Baseline) Sports Leagues	Actual (Baseline) Total Enrollment	Actual Enrollment (Baseline) - Classes	Actual Enrollment (Baseline) Sports Leagues	Actual (Baseline) Total Enrollment	Actual Enrollment (Baseline) - Classes	Actual Enrollment (Baseline) Sports Leagues	Actual (Baseline) Total Enrollment	Actual Enrollment (Baseline) - Classes	Actual Enrollment (Baseline) Sports Leagues	Actual (Baseline) Total Enrollment	Actual Enrollment (Baseline) - Classes	Actual Enrollment (Baseline) Sports Leagues	Actual (Baseline) Total Enrollment	
110	Valley Plaza	12240 Archwood St., North Hollywood, CA 91606	Valley	2	Y	22	26	48	77	156	233	28	123	151	55	205	260	182	510	692
111	Van Ness R.C.	5720 2nd Avenue, Los Angeles, CA 90043	Pacific	8	Y	111		111	2	75	77	169	139	308	53	188	241	335	402	737
112	Van Nuys R.C.	14301 Vanowen St., Van Nuys, CA 91405	Valley	6	Y	183	287	470	40	15	55	359	250	609	658	145	803	1,240	697	1,937
113	Van Nuys Sherman Oaks R.C.	14201 Huston St., Sherman Oaks, CA 91423	Valley	2		100	331	431	119	372	491	167	360	527	20	420	440	406	1483	1889
114	Victory-Vineland R.C.	11117 Victory Blvd., North Hollywood, CA 91606	Valley	2	Y	74	211	285	80	290	370	34	225	259	31	318	349	219	1,044	1,263
115	Vineyard R.C.	2942 Vineyard Ave, Los Angeles, CA 90016	Pacific	10	Y			0			0		30	30	2		2	2	30	32
116	Wabash R.C.	2765 Wabash Ave, Los Angeles, CA 90033	Metro	14	Y		178	178			0	9	234	243		131	131	9	543	552
117	Westchester R.C.	7000 W. Manchester Ave., Los Angeles, CA 90045	Pacific	11			279	279		120	120		357	357		86	86	0	842	842
118	Westwood R.C.	1350 S. Sepulveda Blvd, Los Angeles, CA 90025	Valley	5		289	399	688	16		16	296	260	556	347	274	621	948	933	1,881
119	Wilmington R.C.	325 N. Neptune Ave., Wilmington, CA 90744	Pacific	15	Y		32	32	18	21	39	16	115	131	5	167	172	39	335	374
120	Winnetka R.C.	8401 Winnetka Ave., Winnetka, CA 91306	Valley	3		217	371	588	16	35	51	125	250	375	86	241	327	444	897	1341
121	Woodland Hills R.C.	5858 Shoup Ave., Woodland Hills, CA 91367	Valley	3		374	468	842		7	7	190	1001	1191	202	358	560	766	1834	2600
122	Yosemite R.C.	1840 Yosemite Dr., Los Angeles, CA 90041	Metro	14	Y	33	333	366	64	232	296	61	350	411	59	324	383	217	1239	1456
123	Yucca Park Community Center	6671 Yucca St., Los Angeles, CA 90028	Metro	13		155		155	135	27	162	157	11	168	155	24	179	602	62	664
Total Recreation Centers					8,543	20,349	28,892	6,305	4,616	10,921	9,183	23,053	32,236	10,421	21,478	31,899	34,452	69,496	103,948	

EXHIBIT F - Baseline FY 2018/2019

YOUTH SPORT PARTNERSHIP



AQUATICS				Summer 2018 (6/1/18 - 8/31/18) Actual Enrollment (Baseline) Totals			Fall 2018 (9/1/18 - 12/31/18) Actual Enrollment (Baseline) Totals			Winter 2019 (1/1/19 - 3/31/19) Actual Enrollment (Baseline) Totals			Spring 2019 (4/1/19 - 5/31/19) Actual Enrollment (Baseline) Totals			FY 2018/2019 (6/1/18 - 5/31/19) Actual Enrollment (Baseline) Totals			
Facility	Address	Region	CD	Actual Enrollment (Baseline) - Classes	Actual Enrollment (Baseline) Sports Teams	Actual (Baseline) Total Enrollment	Actual Enrollment (Baseline) - Classes	Actual Enrollment (Baseline) Sports Teams	Actual (Baseline) Total Enrollment	Actual Enrollment (Baseline) - Classes	Actual Enrollment (Baseline) Sports Teams	Actual (Baseline) Total Enrollment	Actual Enrollment (Baseline) - Classes	Actual Enrollment (Baseline) Sports Teams	Actual (Baseline) Total Enrollment	Actual Enrollment (Baseline) - Classes	Actual Enrollment (Baseline) Sports Teams	Actual (Baseline) Total Enrollment	
1	109th Pool	1500 E. 109th St., Los Angeles, CA 90059	Pacific	15	377	3	380			0			0			0	377	3	380
2	Algin Sutton Pool	8800 S. Hoover St., Los Angeles, CA 90044	Pacific	8	0		0			0			0			0	0	0	0
3	Banning Pool	1450 N. Avalon Blvd., Wilmington, CA 90744	Pacific	15	605	103	708	75	51	126	22	37	59	17	17	719	191	910	
4	Celes King III Pool	5001 Rodeo Rd, Los Angeles, CA 90016	Pacific	10	707		707	29		29	96	43	139	74	74	906	43	949	
5	Central Pool	1357 East 22nd St., Los Angeles, CA 90011	Pacific	9	724	10	734			0			0			0	724	10	734
6	Cheviot Hills Pool	2693 Motor Ave., Los Angeles, CA 90064	Pacific	5	357	2	359			0			0			0	357	2	359
7	Cleveland Pool	8120 Vanalden Ave., Reseda, CA 91335	Valley	3	965	256	1221	357	142	499	85	86	171	206	206	1613	484	2097	
8	Costello Pool	3121 E. Olympic Blvd., Los Angeles, CA 90023	Metro	14	597		597			0			0			0	597	0	597
9	Downey Pool	1775 N. Spring St., Los Angeles, CA 90031	Metro	1	723		723			0			0			0	723	0	723
10	Echo Deep Pool	1419 Colton St., Los Angeles, CA 90026	Metro	1	1079	128	1207	221	40	261	111	39	150	123	123	1534	207	1741	
11	EG Roberts Pool	4526 W. Pico Blvd., Los Angeles, CA 90019	Pacific	10	1263	256	1519	182		182	200	39	239	145	145	1790	295	2085	
12	Fernangeles Pool	8851 Laurel Canyon Blvd, Sun Valley, CA 91352	Valley	6	925		925			0			0			0	925	0	925
13	Fremont Pool	7630 Towne Ave., Los Angeles, CA 90003	Pacific	9	640	63	703	205	3	208	65	8	73	85	85	995	74	1069	
14	Glassell Pool	3704 Verdugo Rd., Los Angeles, CA 90065	Metro	1	563	93	656	62	33	95	13	12	25	39	39	677	138	815	
15	Granada Hills Pool	16730 Chatsworth St., Granada Hills, CA 91344	Valley	12	733		733			0			0			0	733	0	733
16	Green Meadows Pool	431 E. 89th St., Los Angeles, CA 90003	Pacific	9	410		410			0			0			0	410	0	410
17	Griffith Park Pool	3401 Riverside Dr., Los Angeles, CA 90027	Metro	4	896		896			0			0			0	896	0	896
18	Hansen Dam Aquatic Center	11798 Foothill Blvd., Lake View Terrace, CA 901342	Valley	7			0			0			0			0	0	0	0
19	Harbor Pool	1221 N. Figueroa Pl., Wilmington, CA 90744	Pacific	15	822		822			0			0			0	822	0	822
20	Hey Rookie Pool	3601 S. Gaffey St., San Pedro, CA 90731	Pacific	15	653	55	708	61	29	90	24	40	64	25	25	763	124	887	
21	Highland Pool	6150 N. Piedmont Avenue, Los Angeles, CA 90042	Metro	1	687		687			0			0			0	687	0	687
22	Hollywood Pool	1122 Cole Ave., Los Angeles, CA 90038	Pacific	13	812		812			0			0			0	812	0	812
23	Hubert Humphrey Pool	12560 Filmore St., Pacoima, CA 91331	Valley	7	767	119	886	120	56	176	6	20	26	71	71	964	195	1159	
24	Jackie Tatum/Harvard Pool	6120 Denker St., Los Angeles, CA 90047	Pacific	8	731		731			0			0			0	731	0	731
25	John C. Argue Swim Stadium	3980 Bill Robertson Lane, Los Angeles, CA 90037	Pacific	9	2122	180	2302	311	102	413	167	79	246	144	144	2744	361	3105	
26	LACES Pool	5931 W. 18th St., Los Angeles, CA 90035	Pacific	10	949	155	1104	151	80	231	83	54	137	116	116	1299	289	1588	
27	Lanark Pool	21817 Strathern St., Canoga Park, CA 91304	Valley	3	826		826			0			0			0	826	0	826
28	Lincoln Pool	3501 Valley Blvd, Los Angeles, CA 90031	Metro	1	0		0			0			0			0	0	0	0
29	Mar Vista Pool	11655 Palms Blvd., Los Angeles, CA 90066	Pacific	11	613		613			0			0			0	613	0	613
30	North Hollywood Pool	5301 Tujunga Ave., North Hollywood, CA 91601	Valley	2	590		590			0			0			0	590	0	590
31	Northridge Pool	10058 Reseda Blvd., Northridge, CA 91324	Valley	12	663		663			0			0			0	663	0	663

EXHIBIT F - Baseline FY 2018/2019

YOUTH SPORT PARTNERSHIP



AQUATICS				Summer 2018 (6/1/18 - 8/31/18) Actual Enrollment (Baseline) Totals			Fall 2018 (9/1/18 - 12/31/18) Actual Enrollment (Baseline) Totals			Winter 2019 (1/1/19 - 3/31/19) Actual Enrollment (Baseline) Totals			Spring 2019 (4/1/19 - 5/31/19) Actual Enrollment (Baseline) Totals			FY 2018/2019 (6/1/18 - 5/31/19) Actual Enrollment (Baseline) Totals			
Facility	Address	Region	CD	Actual Enrollment (Baseline) - Classes	Actual Enrollment (Baseline) Sports Teams	Actual (Baseline) Total Enrollment	Actual Enrollment (Baseline) - Classes	Actual Enrollment (Baseline) Sports Teams	Actual (Baseline) Total Enrollment	Actual Enrollment (Baseline) - Classes	Actual Enrollment (Baseline) Sports Teams	Actual (Baseline) Total Enrollment	Actual Enrollment (Baseline) - Classes	Actual Enrollment (Baseline) Sports Teams	Actual (Baseline) Total Enrollment	Actual Enrollment (Baseline) - Classes	Actual Enrollment (Baseline) Sports Teams	Actual (Baseline) Total Enrollment	
32	Pan Pacific Park Pool	141 S. Gardner St., Los Angeles, CA 90036	Pacific	4	416	416			0			0			0	416	0	416	
33	Pecan Pool	120 S. Gless St., Los Angeles, CA 90033	Metro	14	331	331			0			0			0	331	0	331	
34	Peck Park Pool	560 N. Western Ave., San Pedro, CA 90732	Pacific	15	0	0			0			0			0			0	
35	Reseda Pool	18411 Victory Blvd, Reseda, CA 91335	Valley	3	962	962			0			0			0	962	0	962	
36	Richard Alatorre Pool	4721 Klamath St., Los Angeles, CA 90032	Metro	14	928	1080	82	51	133	55	28	83	102		102	1167	231	1398	
37	Ritchie Valens Pool	10731 Laurel Canyon Blvd., Pacoima, CA 91331	Valley	7	838	838			0			0			0	838	0	838	
38	Roosevelt Pool	456 S. Mathews St., Los Angeles, CA 90033	Metro	14	602	634	33	11	44	7	6	13	10		10	652	49	701	
39	Ross Snyder Pool	1501 East 41st St., Los Angeles, CA 90011	Pacific	9	637	637			0			0			0	637	0	637	
40	Rustic Canyon Pool	601 Latimer Rd., Pacific Palisades, CA 90402	Pacific	11	48	48			0			0			0	48	0	48	
41	Sepulveda Pool	8737 Kester Ave., Panorama City, CA 91402	Valley	6	1024	1024			0			0			0	1024	0	1024	
42	South Park Pool	345 East 51st St., Los Angeles, CA 90011	Pacific	9	414	414			0			0			0	414	0	414	
43	Stoner Park Pool	1835 Stoner Ave., Los Angeles, CA 90025	Pacific	11	365	365			0			0			0	365	0	365	
44	Sun Valley Pool	8123 Vineland Ave., Sun Valley, CA 91352	Valley	6	813	813			0			0			0	813	0	813	
45	Sylmar Pool	13109 Borden Ave, Los Angeles, CA 91342	Valley	7	926	926			0			0			0	926	0	926	
46	Valley Plaza Pool	6715 Laurelgrove Ave., North Hollywood, CA 91606	Valley	2	802	802			0			0			0	802	0	802	
47	Van Ness Pool	5720 2nd Avenue, Los Angeles, CA 90043	Pacific	2	0	0			0			0			0	0	0	0	
48	Van Nuys Sherman Oaks Pool	14021 Huston St., Van Nuys, CA 91423	Valley	4	1136	1294	108	147	255	59	91	150	147		147	1450	396	1846	
49	Venice High School Indoor Pool	2490 Walgrove Ave., Los Angeles, CA 90066	Pacific	11	921	1056	81	90	171	36	59	95	60		60	1098	284	1382	
50	Verdugo Hills Pool	10654 Irma Ave., Tujunga, CA 91042	Valley	7	381	381			0			0			0	381	0	381	
51	Westchester Pool	9100 Lincoln Blvd., Los Angeles, CA 90045	Pacific	11	775	775			0			0			0	775	0	775	
52	Westwood Pool	1350 Sepulveda Blvd., Los Angeles, CA 90025	Pacific	5	391	490	81	54	135	68	25	93	5		5	545	178	723	
53	Woodland Hills Pool	5858 Shoup Ave., Woodland Hills, CA 91367	Valley	3	965	996			0			0			0	965	31	996	
54	Yosemite Pool	1840 Yosemite Dr., Los Angeles, CA 90041	Metro	14	599	642			0			0			0	599	43	642	
Total Aquatics (includes Swim LA)					36,073	2,073	38,146	2,159	889	3,048	1,097	666	1,763	1,369	0	1,369	40,698	3,628	44,326

Exhibit G
Seasonal Sports Schedule

[See attached.]

Exhibit H

Key Performance Indicators (KPIs) Template

1. Organizations

- a. Number of enrolled organizations
- b. Geographical breakdown (participating regions/municipalities)
- c. New programs breakdown (include those that were already supported)
- d. Cancelled programs: reasons and impact (e.g. financial, legal, reputation)

2. Sports promoted

3. Participants (children and youngsters directly benefiting from the YSP)

- a. Number of participants
- b. Number of participants with a disability as determined by Adaptive Sport participation
- c. Gender breakdown
- d. Age groups breakdown
- e. Sport breakdown

4. Coaches/staff

- a. Number of trained coaches/staff
- b. Gender breakdown

5. Funding

- a. Total value
- b. Total monetary

6. Outcomes:

- Overall participation increase over the 2018-2019 baseline
- Percentage of parents that consider their children have a better lifestyle (physical and mental) because of the YSP
- Percentage of children reporting increased interest in new sports

Exhibit I

YSP Quality Assurance

RAP will assign lead points of contacts from its Executive Office, Human Resources Division, and Financial Administrative Services Branch to monitor and ensure all material provisions and responsibilities of the YSP are adhered to and meet compliance with the contract; to track data metrics and to log outcome progress. RAP will propose annual or as needed meetings with LA 2028 to go over any status updates or concerns; will provide an annual reporting or as needed progress updates to the CAO, City Council, and/or RAP Commission.

Exhibit J

Dispute Resolution

The Parties shall seek amicably to resolve by negotiation all disputes arising out of or in connection with this YSP Agreement, any YSP Project Plan entered into pursuant to the terms of this YSP Agreement, or any agreements, schedules or exhibits ancillary hereto or thereto. If, in spite of such negotiations, no mutually agreeable resolution between the Parties is reached, then either Party may provide written notice to the other Party, pursuant to Section 16 of the existence of such dispute (“Dispute Notice”). Any Dispute Notice shall include a detailed description of the disputed matter, any relevant documentation and other materials, and a detailed explanation of the position taken by the Party providing such Dispute Notice.

Within thirty (30) days following the delivery of any Dispute Notice the chairperson or the president or the chief executive officer of LA 2028 (“LA 2028 Executive”) (or the LA 2028 Executive’s designee) on the one hand and the Mayor of the City (or the Mayor’s designee), and the City Council President (or the City Council President’s designee) (collectively, the “City Representatives”) on the other shall meet in person, without others present, to resolve the subject of such Dispute Notice; provided, however, that if the LA 2028 Executive or the City Representatives notifies the other, pursuant to Section 17(a), that satisfactory resolution of the subject matter of the Dispute Notice is not practicable unless the LA 2028 Executive and City Representatives meet sooner than within a thirty (30) day period, then the LA 2028 Executive and City Representatives shall each use reasonable efforts to meet within a shorter period of time.

To the extent that any disputes that are the subject of a Dispute Notice delivered pursuant to Section 5 remain unresolved after a period of ninety (90) days following the meeting of the Executive and City Representatives as prescribed above, then unless the Executive and City Representatives mutually agree to an extension of the period in which to meet to resolve any dispute that is the subject of such Dispute Notice, either Party may make a request for arbitration and, in such event, such disputed matters shall be determined by final binding arbitration administered by the American Arbitration Association in accordance with its Commercial Arbitration Rules. The place of arbitration shall be in Los Angeles, California. There shall be one (1) arbitrator.

If a request for arbitration is not made prior to the tenth (10th) day following the conclusion of the ninety (90) day period described above or within ten (10) days following such longer period as may be mutually agreed upon, all claims of the Party who initiated the dispute resolution procedure shall be deemed waived, notwithstanding any state or federal statute of limitations.

Each Party shall bear its own costs of arbitration, including legal fees, except that the fees for the arbitrator and costs associated with the arbitrator shall be shared equally by the Parties; provided, however, that any costs forming the substance of the dispute shall be borne as determined by the arbitral award.

Exhibit K

Addresses for Notices

THE CITY OF LOS ANGELES

Eric Garcetti
Los Angeles Mayor
200 N. Spring St.
Los Angeles, CA 90012

Michael N. Feuer
Los Angeles City Attorney
200 N. Main St., Suite 800
Los Angeles, CA 90012-4137

Richard H. Llewellyn, Jr.
City Administrative Officer
200 N. Main St., Suite 1500
Los Angeles, CA 90012-4137

Michael A. Shull
Department of Recreation and Parks
221 North Figueroa Street, Suite 350
Los Angeles, CA 90012

Sharon M. Tso
Chief Legislative Analyst
200 N. Spring Street, Room 255
Los Angeles, CA 90012-4137

Holly L. Wolcott
City Clerk
200 N. Spring Street, Room 360
Los Angeles, CA 90012

LOS ANGELES ORGANIZING COMMITTEE FOR THE OLYMPIC AND PARALYMPIC GAMES 2028

Brian E. Nelson
Chief Legal Officer
10900 Wilshire Blvd.
Suite 700
Los Angeles, CA 90024

RECREATION**2021/2022 Sports League & Classes Yearly Calendar****Olympic Movement**

<u>Season</u>	<u>Activities</u>	<u>Registration Starts</u>	<u>League or Classes Start</u>	<u>Leagues End By</u>	<u>Classes End By</u>	<u>Potential Sports League Offering</u>	<u>City Wide Championships</u>
Summer 2021	Sports League	First Saturday in May 5/1/2021	7/6/2021	9/11/2021		Coed Basketball, GPLA Basketball, GPLA Volleyball, Coed Flag Football, Coed Soccer	
Summer 2021	Classes	6/7/2021	7/12/2021		9/17/2021	Badminton, Dance, Fitness Classes, Sports & Games	
Fall 2021	Sports League	First Saturday in August 8/7/2021	10/4/2021	11/27/2021		Flag Football, Soccer, Girls Volleyball Coed Basketball, GPLA Basketball	Volleyball December 11, 2021 Football / Soccer December 14-18, 2021
Fall 2021	Classes	8/16/2021	10/4/2021		12/11/2021	Dance, Sports & Games, Fitness Classes	
Winter 2022	Sports League	First Saturday in Nov. 11/6/2021	1/8/2022	2/26/2022		Basketball, GPLA Basketball GPLA Volleyball, Coed Flag Football, Coed Soccer	Basketball Pool Play April 2,3 Championship April 9,10
Winter 2022	Classes	11/29/2021	1/8/2022		3/26/2022	Dance, Archery, Sports & Games, Fitness Classes	
Spring 2022	Sports League	First Saturday in Feb. 2/5/2022	4/11/2022	6/11/2022		Baseball and Softball Coed Basketball, GPLA Basketball, GPLA Volleyball, Coed Flag Football, GPLA Flag Football, Coed Soccer	Baseball and Softball July 16-23, 2022
Spring 2022	Classes	3/7/2022	4/11/2022		6/24/2022	Skateboarding, Dance, Sports & Games, Fitness Classes, Archery	

AQUATICS

2020/2021 Aquatics Sports/Lessons Calendar

Season	Activities	Registration Starts	League or Classes Start	Leagues End By	Classes End By	Sports Leagues	City Wide Championships
Summer 2021	Sports League	6/19/21	6/21/21	9/3/21		Swim, Artistic Swim, Dive, Water Polo	Swim: 8/21/21, Artistic Swim: 8/7/21, Dive 7/24/21, Water Polo: 8/8/21
Summer 2021	Classes	6/19/21	6/21/21		8/27/21		
Fall 2021	Sports League	9/19/21	9/21/21	12/17/21		Team SwimLA, Dive	TSLA: 12/11/21, Dive: 12/4/21
Fall 2021	Classes	9/18/21	9/21/21		12/19/21		
Winter 2022	Sports League	1/29/22	2/1/22	5/20/22		Team SwimLA, Artistic Swim, Water Polo	TSLA: 5/7/22, Artistic Swim: 4/30/22, Water Polo: 5/1/22
Winter 2022	Classes	1/2/22	1/4/22		3/27/22		
Spring 2022	Classes	3/26/22	3/29/22		5/22/22		

Attachment 3b

COACHING TRAINING												
SUMMER 2021												
Training objectives include: (1) communicating with athletes; (2) motivating young athletes; (3) coaching challenging athletes; (4) importance of well-planned practice; (5) developing a coaching philosophy; (6) why kids play sports and why many drop-out; (7) coaches code of conduct; (8) skills clinics; and (9) gender equity guidelines.												
							SPORT					
TRAINING	TYPE OF TRAINING (Online, In Person, Print Materials, etc.)	TRAINING DURATION	HOW IS TRAINING BEING CERTIFIED AND/OR REPORTED?	PARTICIPANTS	LOCATION	TRAINING PROVIDER	BASKETBALL	SOCCER	VOLLEYBALL	SOFTBALL	FLAG FOOTBALL	BASEBALL
Youth Development Training	In Person with Print Materials	180 Minutes	In Person Sign-in Sheets	Staff and coaches	Regional	Coaching Corps.		X				
COACHING TRAINING												
FALL 2021												
Training objectives include: (1) communicating with athletes; (2) motivating young athletes; (3) coaching challenging athletes; (4) importance of well-planned practice; (5) developing a coaching philosophy; (6) why kids play sports and why many drop-out; (7) coaches code of conduct; (8) skills clinics; and (9) gender equity guidelines.												
							SPORT					
TRAINING	TYPE OF TRAINING (Online, In Person, Print Materials, etc.)	TRAINING DURATION	HOW IS TRAINING BEING CERTIFIED AND/OR REPORTED?	PARTICIPANTS	LOCATION	TRAINING PROVIDER	BASKETBALL	SOCCER	VOLLEYBALL	SOFTBALL	FLAG FOOTBALL	BASEBALL
Double-Goal Coach / Culture, Practices and Games	In Person with Print Materials (book)	120 Minutes	In Person Sign-in Sheets	Staff and coaches	Regional	Positive Coaching Alliance		X	X		X	
Volleyball Fundamentals	In Person	180 Minutes	In Person Sign-in Sheets	Staff	Regional	Collegiate Trainers			X			

COACHING TRAINING

WINTER 2022

Training objectives include: (1) communicating with athletes; (2) motivating young athletes; (3) coaching challenging athletes; (4) importance of well-planned practice; (5) developing a coaching philosophy; (6) why kids play sports and why many drop-out; (7) coaches code of conduct; (8) skills clinics; and (9) gender equity guidelines.

							SPORT					
TRAINING	TYPE OF TRAINING (Online, In Person, Print Materials, etc.)	TRAINING DURATION	HOW IS TRAINING BEING CERTIFIED AND/OR REPORTED?	PARTICIPANTS	LOCATION	TRAINING PROVIDER	BASKETBALL	SOCCER	VOLLEYBALL	SOFTBALL	FLAG FOOTBALL	BASEBALL
Positive Motivation, Getting the Best from Athlete	In Person with Online Resources	120 minutes	In-person sign in sheets	Staff	Regional	Positive Coaching Alliance	X					
P.O.S.E. (Persistence, Optimism, Self Regulation and Empathy)	In Person with Print Materials	120 Minutes	In Person Sign-in Sheets	Staff and coaches	Regional	Coaching Corps.				X		
Double-Goal Coach / Culture, Practices and Games	In Person with Printed Materials (book)	120 Minutes	In Person Sign-in Sheets	Staff and coaches	Regional	Positive Coaching Alliance	X					

COACHING TRAINING

SPRING 2022

Training objectives include: (1) communicating with athletes; (2) motivating young athletes; (3) coaching challenging athletes; (4) importance of well-planned practice; (5) developing a coaching philosophy; (6) why kids play sports and why many drop-out; (7) coaches code of conduct; (8) skills clinics; and (9) gender equity guidelines.

							SPORT					
TRAINING	TYPE OF TRAINING (Online, In Person, Print Materials, etc.)	TRAINING DURATION	HOW IS TRAINING BEING CERTIFIED AND/OR REPORTED?	PARTICIPANTS	LOCATION	TRAINING PROVIDER	BASKETBALL	SOCCER	VOLLEYBALL	SOFTBALL	FLAG FOOTBALL	BASEBALL
RBI Training	In Person	180 minutes	In-person sign in sheets	Staff and coaches	Location varies - City, County and private facilities	LA Dodger Foundation				X		X
Double-Goal Coach / Culture, Practices and Games	In Person with Print Materials (book)	120 Minutes	In Person Sign-in Sheets	Staff and coaches	Regional	Positive Coaching Alliance				X		X
Gender Equity Division: Sports 101	In Person with Print Materials	120 Minutes	In Person Sign-in Sheets	Staff	Regional	Recreation and Parks Staff implementing training provided by Positive Coaching Alliance and We Coach	X	X	X	X		

Attachment 3c

COACHES TRAINING										
2021-2022										
Training objectives include : (1) communicating with athletes; (2) motivating young athletes; (3) coaching challenging athletes; (4) importance of a well-planned practice; (5) developing a coaching philosophy; (6) why kids play sports and why many drop-out; (7) coaches code of conduct; (8) skills clinics; (9) gender equity guidelines; (10) Social media training; (11) Bullying policy; (12) CDC concussion protocol training; and (13) safety/CPR training.										
TRAINING	TYPE OF TRAINING (Online, In Person, Print Materials, etc.)	TRAINING DURATION	HOW IS TRAINING BEING CERTIFIED AND/OR REPORTED	PARTICIPANTS	LOCATION	TRAINING PROVIDER	SPORTS			
							Swimming	Water Polo	Synchro	Diving
USA Swimming Foundations of Coaching 101	On-line	3 hrs	Via Online Data Base/Certificate Issued	Coaches	On-line	USA Swimming	X			
USA Swimming Foundations of Coaching 201	On-line	3 hrs	Via Online Data Base/Certificate Issued	Coaches	On-line	USA Swimming	X			
AHA CPR/AED	In Person	8 hrs	In-person sign in sheets/Certificate Issued	Coaches	Designated City facility	American Heart Association	X	X	X	X
American Red Cross Emergency Medical Response	In Person	56 hrs	In-person sign in sheets/Certificate Issued	Coaches	Designated City facility	American Red Cross	X	X	X	X
American Red Cross Safety Training for Swim Coaches	Blended Learning- Online / In person water skills	4 hrs	Via Online Data Base/Certificate Issued	Coaches	Blended Learning- Online	American Red Cross	X			
CDC Concussion Protocol	On-line	2 hrs	Via Online Data Base/Certificate Issued	Coaches	On-line	CDC	X	X	X	X
Criminal Background Check	On-line	1 hr	Via Online Data Base/Certificate Issued	Coaches	On-line	USA Swimming	X			
Athlete Protection Training (APT) Course	On-line	2 hrs	Via Online Data Base/Certificate Issued	Coaches	On-line	USA Swimming	X			
USADA Coach's Advantage Tutorial	On-line	3 hrs	Via Online Data Base/Certificate Issued	Coaches	On-line	USADA	X			
LA84 Summer Splash Coaches Training	In-Person	4 hrs	In-person sign in sheets	Coaches	Designated City facility	LA84	X	X	X	X
Positive Coaching Alliance	In-Person	3 hrs	In-person sign in sheets	Coaches	Designated City facility	LA84	X	X	X	X
L.A City Swimming Coaches Training	In-person, Powerpoint Presentation, Safe training practices, PPT Handouts, Coaches manual, In water training	4 hrs	In-person sign in sheets	Coaches	Designated City facility	RAP Staff	X			
L.A City Water Polo Coaches Training	In-person, Powerpoint Presentation, Safe training practices, PPT Handouts, Coaches manual, In water training	4 hrs	In-person sign in sheets	Coaches	Designated City facility	RAP Staff		X		
L.A City Synchro Coaches Training	In-person, Powerpoint Presentation, Safe training practices, PPT Handouts, Coaches manual, In water training	4 hrs	In-person sign in sheets	Coaches	Designated City facility	RAP Staff			X	
L.A City Diving Coaches Training	In-person, Powerpoint Presentation, Safe training practices, PPT Handouts, Coaches manual, In water training	4 hrs	In-person sign in sheets	Coaches	Designated City facility	RAP Staff				X
Citywide Aquatics Summer Part Time Orientation	In-person, Powerpoint Presentation, Safe Work Practices, PPT Handouts, Child Abuse Reporting, In water training	4 hrs	In-person sign in sheets	Coaches	Designated City facility	RAP Staff	X	X	X	X

COACHES TRAINING										
2021-2022										
Training objectives include : (1) communicating with athletes; (2) motivating young athletes; (3) coaching challenging athletes; (4) importance of a well-planned practice; (5) developing a coaching philosophy; (6) why kids play sports and why many drop-out; (7) coaches code of conduct; (8) skills clinics; (9) gender equity guidelines; (10) Social media training; (11) Bullying policy; (12) CDC concussion protocol training; and (13) safety/CPR training.										
							SPORTS			
TRAINING	TYPE OF TRAINING (Online, In Person, Print Materials, etc.)	TRAINING DURATION	HOW IS TRAINING BEING CERTIFIED AND/OR REPORTED	PARTICIPANTS	LOCATION	TRAINING PROVIDER	Swimming	Water Polo	Synchro	Diving
American Red Cross Water Safety Instructor	Blended Learning, Powerpoint Presentation, Safe Work Practices, PPT Handouts, Child Abuse Reporting, In water	8hrs	In-person sign in sheets/Certificate Issued	Coaches	Designated City facility	American Red Cross	X	X	X	X

RECREATION CENTERS - Pre-qualified

	Facility	Address	Region	CD
1	Hoover R.C.	1010 W. 25th St., Los Angeles, CA 90007	Metro	1
2	Expo Center/Roy Anderson R.C.	3980 South Bill Robertson Lane, Los Angeles, CA 90037	Expo	9
3	Macarthur Park R.C.	2230 W. 6th St., Los Angeles, CA 90057	Metro	1
4	Toberman R.C.	1725 Toberman St., Los Angeles, CA 90015	Metro	1
5	Algin Sutton R.C.	8800 S. Hoover St., Los Angeles, CA 90044	Pacific	8
6	109th Street R.C.	1464 E. 109th St., Los Angeles, CA 90059	Pacific	15
7	South Park R.C.	345 East 51st St., Los Angeles, CA 90011	Pacific	9
8	Alpine R.C.	817 Yale St., Los Angeles, CA 90012	Metro	1
9	Hollenbeck Park R.C.	415 S. St. Louis St, Los Angeles, CA 90033	Metro	14
10	Slauson R.C.	5306 S. Compton Ave., Los Angeles, CA 90011	Pacific	9
11	Gilbert Lindsay R.C.	429 E. 42nd Pl., Los Angeles, CA 90011	Pacific	9
12	Lafayette MultiPurpose Community Cen	625 South Lafayette Park Place, Los Angeles	Metro	10
13	Hazard Park R.C.	2230 Norfolk St, Los Angeles, CA 90033	Metro	14
14	Trinity R.C.	2415 Trinity St., Los Angeles, CA 90011	Pacific	9
15	Mount Carmel R.C.	830 West 70th St., Los Angeles, CA 90044	Pacific	8
16	Lincoln Heights R.C.	2303 Workman Street, Los Angeles, CA 90033	Metro	1
17	Central R.C.	1357 East 22nd St., Los Angeles, CA 90011	Pacific	9
18	Downey R.C.	1772 North Spring St, Los Angeles, CA 90031	Metro	1
19	Van Ness R.C.	5720 2nd Avenue, Los Angeles, CA 90043	Pacific	8
20	State Street R.C.	716 North State St., Los Angeles, CA 90033	Metro	14
21	Evergreen R.C.	2844 E. 2nd St, Los Angeles, CA 90033	Metro	14
22	Wilmington R.C.	325 N. Neptune Ave., Wilmington, CA 90744	Pacific	15
23	Lincoln Park R.C.	3501 Valley Blvd, Los Angeles, CA 90031	Metro	1
24	Green Meadows R.C.	431 E. 89th St., Los Angeles, CA 90003	Pacific	9

RECREATION CENTERS - Pre-qualified

	Facility	Address	Region	CD
25	Seoul International Park	3250 San Marino St., Los Angeles, CA 90006	Pacific	10
26	Wabash R.C.	2765 Wabash Ave, Los Angeles, CA 90033	Metro	14
27	Normandie R.C.	1550 S. Normandie Avenue, Los Angeles, CA 90006	Metro	1
28	Lemon Grove R.C.	4959 Lemon Grove Ave, Los Angeles, CA 90029	Metro	13
29	Loren Miller R.C.	2717 Halldale Ave, Los Angeles, CA 90018	Pacific	8
30	Sepulveda R.C.	8825 Kester Ave., Panorama City 91405	Valley	6
31	Costello R.C.	3141 E. Olympic Bl., Los Angeles, CA 90023	Metro	14
32	Jackie Tatum Harvard R.C.	1535 W. 62nd St., Los Angeles, CA 90047	Pacific	8
33	Van Nuys R.C.	14301 Vanowen St., Van Nuys, CA 91405	Valley	6
34	Denker R.C.	1550 West 35th Pl., Los Angeles, CA 90018	Pacific	8
35	South Seas House	2301 West 24th St., Los Angeles CA 90018	Metro	10
36	Pecan R.C.	127 South Pecan St., Los Angeles, CA 90033	Metro	14
37	North Hills Community Park	8756 N. Parthenia Pl, North Hills, CA 91343	Valley	6
38	Ross Snyder R.C.	1501 East 41st St., Los Angeles, CA 90011	Pacific	9
39	Lincoln Heights Youth Center	2911 Altura Street, Los Angeles, CA 90031	Metro	1
40	Fred Roberts R.C.	4700 S. Honduras St., Los Angeles, CA 90011	Pacific	9
41	E. Wilmington Greenbelt Community Ce	918 North Sanford Ave., Wilmington, CA 9	Pacific	15
42	Martin Luther King, Jr. R.C.	3916 S. Western Avenue, Los Angeles, CA 90062	Pacific	8
43	Lake Street Park	227 North Lake St., Los Angeles, CA 90026	Metro	13
44	Shatto R.C.	3191 West 4th St, Los Angeles, CA 90020	Metro	13
45	Boyle Heights Sports Center	933 South Mott St., Los Angeles, CA 90023	Metro	14
46	Andres and Maria Cardenas R.C.	14740 Blythe St., Panorama City, CA 91402	Valley	6
47	David M. Gonzales/Pacoima R.C.	10943 Herrick Ave., Pacoima, CA 91331	Valley	7
48	Ramon Garcia R.C.	1016 S. Fresno Street, Los Angeles, CA 90023	Metro	14

RECREATION CENTERS - Pre-qualified

	Facility	Address	Region	CD
49	Yucca Park Community Center	6671 Yucca St., Los Angeles, CA 90028	Metro	13
50	Sun Valley R.C.	8133 Vineland Ave., Sun Valley, CA 91352	Valley	6
51	Hollywood R.C.	1122 Cole Ave., Los Angeles, CA 90038	Metro	13
52	Vineyard R.C.	2942 Vineyard Ave, Los Angeles, CA 90016	Pacific	10
53	Rancho Cienega Sports Complex	5001 Rodeo Rd, Los Angeles, CA 90016	Pacific	10
54	Highland Park R.C.	6150 N. Piedmont Avenue, Los Angeles, CA 90042	Metro	1
55	Victory-Vineland R.C.	11117 Victory Blvd., North Hollywood, CA 91606	Valley	2
56	Cypress Park R.C.	2630 Pepper Ave., Los Angeles, CA 90065	Metro	1
57	Hubert Humphrey R.C.	12560 Filmore St., Pacoima, CA 91331	Valley	7
58	Bellevue R.C.	826 Lucile Ave., Los Angeles, CA 90026	Metro	13
59	Rose Hill R.C.	4530 Mercury Ave., Los Angeles, CA 90032	Metro	14
60	Rio de Los Angeles State Park	1900 N. San Fernando Rd, Los Angeles, CA 90065	Metro	1
61	Queen Anne R.C.	1240 West Blvd, Los Angeles, CA 90019	Metro	10
62	Banning R.C.	1331 Eubank Ave, Wilmington, CA 90744	Pacific	15
63	Echo Park R.C.	1632 Bellevue Ave, Los Angeles, CA 90026	Metro	13
64	Glassell Park R.C.	3650 Verdugo Rd., Los Angeles, CA 90065	Metro	1
65	Stonehurst R.C.	9901 Dronfield St., Sun Valley, CA 91352	Valley	7
66	Sylmar Park R.C.	13109 Borden Ave, Los Angeles, CA 91342	Valley	7
67	El Sereno R.C.	4721 Klamath St., Los Angeles, CA 90032	Metro	14
68	Rosecrans R.C.	840 W. 149th St., Gardena, CA 90247	Pacific	15
69	Chevy Chase R.C.	4165 Chevy Chase Dr., Los Angeles, CA 90039	Metro	13
70	Normandale R.C.	22400 S. Halldale Ave., Los Angeles, CA 90501	Pacific	15
71	Valley Plaza	12240 Archwood St., North Hollywood, CA 91606	Valley	2
72	Reseda R.C.	18411 Victory Blvd, Reseda, CA 91335	Valley	3

RECREATION CENTERS - Pre-qualified

	Facility	Address	Region	CD
73	Baldwin Hills R.C.	5401 Highlight Pl., Los Angeles, CA 90016	Pacific	10
74	Fernangeles R.C.	8851 Laurel Canyon Blvd, Sun Valley, CA 91352	Valley	6
75	Harbor City R.C.	24901 Frampton Ave, Harbor City, CA 90710	Pacific	15
76	St. Andrews R.C.	8701 Saint Andrews Place, Los Angeles, CA 90047	Pacific	8
77	Delano R.C.	15100 Erwin St., Van Nuys, CA 91411	Valley	6
78	North Hollywood R.C.	11430 Chandler Blvd, North Hollywood, CA 91601	Valley	2
79	Lanark R.C.	21816 Lanark St, Canoga Park, CA 91305	Valley	3
80	Ritchie Valens R.C.	10736 Laurel Canyon Blvd, Pacoima, CA 91331	Valley	7
81	Jim Gilliam R.C.	4000 S. La Brea Avenue, Los Angeles, CA 90008	Pacific	10

RECREATION CENTERS - Non pre-qualified (with self certification)

	Facility	Address	Region	CD
1	Leland R.C.	863 S. Herbert Ave, San Pedro, CA 90731	Pacific	15
2	Montecito Heights R.C.	4545 Homer St., Los Angeles, CA 90031	Metro	1
3	Lakeview Terrace R.C.	11075 Foothill Blvd, Lakeview Terrace, CA 91342	Valley	7
4	Panorama City R.C.	8600 Hazeltine Ave., Panorama City, CA 91402	Valley	6
5	Sunland R.C.	8651 Foothill Blvd, Sunland, CA 91040	Valley	7
6	Elysian Valley R.C.	1811 Ripple St., Los Angeles, CA 90039	Metro	13
7	Culver Slauson R.C.	5072 S. Slauson Ave., Culver City, CA 90230	Pacific	11
8	Westwood R.C.	1350 S. Sepulveda Blvd, Los Angeles, CA 90025	Valley	5
9	Poinsettia R.C.	7341 Willoughby Ave, Los Angeles, CA 90046	Metro	5
10	Yosemite R.C.	1840 Yosemite Dr., Los Angeles, CA 90041	Metro	14
11	Stoner R.C.	1835 Stoner Ave., Los Angeles, CA 90025	Valley	11
12	Granada Hills R.C.	16730 Chatsworth St., Granada Hills, CA 91344	Valley	12
13	Van Nuys Sherman Oaks R.C.	14201 Huston St., Sherman Oaks, CA 91423	Valley	2
14	Branford R.C.	13306 Branford St., Arleta, CA 91331	Valley	6
15	Woodland Hills R.C.	5858 Shoup Ave., Woodland Hills, CA 91367	Valley	3
16	Winnetka R.C.	8401 Winnetka Ave., Winnetka, CA 91306	Valley	3
17	Peck Park Community Center	560 North Western Ave., San Pedro, CA 90732	Pacific	15
18	North Weddington R.C.	10844 Acama St., Studio City, CA 91602	Valley	2
19	Studio City R.C.	12621 Rye St., Studio City, CA 91604	Valley	2
20	Westchester R.C.	7000 W. Manchester Ave., Los Angeles, CA 90045	Pacific	11
21	Tarzana R.C.	5655 Vanalden Ave., Tarzana, CA 91356	Valley	3
22	Northridge R.C.	18300 Lemarsh St., Northridge, CA 91324	Valley	12
23	Robertson R.C.	1641 Preuss Rd., Los Angeles, CA 90035	Pacific	5
24	Chatsworth Park South	22360 Devonshire St., Chatsworth, CA 91311	Valley	12
25	Carlin G. Smith R.C.	511 West Ave 46, Los Angeles, CA 90065	Metro	1
26	Mar Vista R.C.	11430 Woodbine Ave., Los Angeles, CA 90066	Valley	11
27	Eagle Rock R.C.	1100 Eagle Vista Dr., Los Angeles, CA 90041	Metro	14
28	Shadow Ranch R.C.	22633 Vanowen St, West Hills, CA 91307	Valley	12
29	Pan Pacific Park R.C.	7600 Beverly Blvd., Los Angeles, CA	Metro	4
30	Mason Park R.C.	10500 Mason Ave, Chatsworth, CA 91311	Valley	12

RECREATION CENTERS - Non pre-qualified (with self certification)

	Facility	Address	Region	CD
31	Balboa Sports Complex	17015 Burbank Blvd., Encino, CA 91316	Valley	6
32	Silver Lake R.C.	1850 West Silver Lake Dr., Los Angeles, CA 90026	Metro	13
33	Barrington R.C.	333 S. Barrington Ave., Los Angeles, CA 90049	Valley	11
34	Oakwood R.C.	767 California Ave, Venice, CA 90291	Valley	11
35	Encino Community Center	4935 Balboa Blvd, Encino, CA 91316	Valley	5
36	Palms R.C.	2950 Overland Ave., Los Angeles, CA 90064	Valley	5
37	Bogdanovich R.C.	1920 Cumbre Drive, San Pedro, CA 90732	Pacific	15
38	Penmar R.C.	1341 Lake St, Los Angeles, CA 90291	Valley	11
39	Rustic Canyon R.C.	601 Latimer Rd., Santa Monica, CA 90402	Valley	11
40	Palisades R.C.	851 Alma Real Dr., Pacific Palisades, CA 90272	Valley	11
41	Cheviot Hills R.C.	2551 Motor Ave., Los Angeles, CA 90064	Valley	5
42	Crestwood Hills R.C.	1000 Hanley Ave., Los Angeles, CA 90049	Valley	11

AQUATICS - Pre-qualified

	Facility	Address	Region	CD
1	John C. Argue Swim Stadium	3980 Bill Robertson Lane, Los Angeles, CA 90037	Expo	9
2	Algin Sutton Pool	8800 S. Hoover St., Los Angeles, CA 90044	Pacific	8
3	109th Pool	1500 E. 109th St., Los Angeles, CA 90059	Pacific	15
4	South Park Pool	345 East 51st St., Los Angeles, CA 90011	Pacific	9
5	Fremont Pool	7630 Towne Ave., Los Angeles, CA 90003	Pacific	9
6	Roosevelt Pool	456 S. Mathews St., Los Angeles, CA 90033	Metro	14
7	Central Pool	1357 East 22nd St., Los Angeles, CA 90011	Pacific	9
8	Van Ness Pool	5720 2nd Avenue, Los Angeles, CA 90043	Pacific	2
9	Downey Pool	1775 N. Spring St., Los Angeles, CA 90031	Metro	1
10	Lincoln Pool	3501 Valley Blvd, Los Angeles, CA 90031	Metro	1
11	Green Meadows Pool	431 E. 89th St., Los Angeles, CA 90003	Pacific	9
12	Sepulveda Pool	8737 Kester Ave., Panorama City, CA 91402	Valley	6
13	Costello Pool	3121 E. Olympic Blvd., Los Angeles, CA 90023	Metro	14
14	Jackie Tatum/Harvard Pool	6120 Denker St., Los Angeles, CA 90047	Pacific	8
15	Ross Snyder Pool	1501 East 41st St., Los Angeles, CA 90011	Pacific	9
16	Pecan Pool	120 S. Gless St., Los Angeles, CA 90033	Metro	14
17	Sun Valley Pool	8123 Vineland Ave., Sun Valley, CA 91352	Valley	6
18	Echo Deep Pool	1419 Colton St., Los Angeles, CA 90026	Metro	1
19	Hollywood Pool	1122 Cole Ave., Los Angeles, CA 90038	Pacific	13
20	Celes King III Pool	5001 Rodeo Rd, Los Angeles, CA 90016	Pacific	10
21	Highland Pool	6150 N. Piedmont Avenue, Los Angeles, CA 90042	Metro	1
22	EG Roberts Pool	4526 W. Pico Blvd., Los Angeles, CA 90019	Pacific	10
23	Hubert Humphrey Pool	12560 Filmore St., Pacoima, CA 91331	Valley	7

AQUATICS - Pre-qualified

	Facility	Address	Region	CD
24	Harbor Pool	1221 N. Figueroa Pl., Wilmington, CA 90744	Pacific	15
25	Sylmar Pool	13109 Borden Ave, Los Angeles, CA 91342	Valley	7
26	Richard Alatorre Pool	4721 Klamath St., Los Angeles, CA 90032	Metro	14
27	Valley Plaza Pool	6715 Laurelgrove Ave., North Hollywood, CA 91606	Valley	2
28	Glassell Pool	3704 Verdugo Rd., Los Angeles, CA 90065	Metro	1
29	Reseda Pool	18411 Victory Blvd, Reseda, CA 91335	Valley	3
30	Banning Pool	1450 N. Avalon Blvd., Wilmington, CA 90744	Pacific	15
31	Fernangeles Pool	8851 Laurel Canyon Blvd, Sun Valley, CA 91352	Valley	6
32	North Hollywood Pool	5301 Tujunga Ave., North Hollywood, CA 91601	Valley	2
33	Cleveland Pool	8120 Vanalden Ave., Reseda, CA 91335	Valley	3
34	Lanark Pool	21817 Strathern St., Canoga Park, CA 91304	Valley	3
35	Ritchie Valens Pool	10731 Laurel Canyon Blvd., Pacoima, CA 91331	Valley	7

AQUATICS Non pre-qualified (with self certification)

	Facility	Address	Region	CD
1	Hey Rookie Pool	3601 S. Gaffey St., San Pedro, CA 90731	Pacific	15
2	Verdugo Hills Pool	10654 Irma Ave., Tujunga, CA 91042	Valley	7
3	LACES Pool	5931 W. 18th St., Los Angeles, CA 90035	Pacific	10
4	Yosemite Pool	1840 Yosemite Dr., Los Angeles, CA 90041	Metro	14
5	Stoner Park Pool	1835 Stoner Ave., Los Angeles, CA 90025	Pacific	11
6	Granada Hills Pool	16730 Chatsworth St., Granada Hills, CA 91344	Valley	12
7	Westwood Pool	1350 Sepulveda Blvd., Los Angeles, CA 90025	Pacific	5
8	Woodland Hills Pool	5858 Shoup Ave., Woodland Hills, CA 91367	Valley	3
9	Westchester Pool	9100 Lincoln Blvd., Los Angeles, CA 90045	Pacific	11
10	Van Nuys Sherman Oaks Pool	14021 Huston St., Van Nuys, CA 91423	Valley	4
11	Peck Park Pool	560 N. Western Ave., San Pedro, CA 90732	Pacific	15
12	Northridge Pool	10058 Reseda Blvd., Northridge, CA 91324	Valley	12
13	Griffith Park Pool	3401 Riverside Dr., Los Angeles, CA 90027	Metro	4
14	Venice High School Indoor Pool	2490 Walgrove Ave., Los Angeles, CA 90066	Pacific	11
15	Pan Pacific Park Pool	141 S. Gardner St., Los Angeles, CA 90036	Pacific	4
16	Mar Vista Pool	11655 Palms Blvd., Los Angeles, CA 90066	Pacific	11
17	Cheviot Hills Pool	2693 Motor Ave., Los Angeles, CA 90064	Pacific	5
18	Rustic Canyon Pool	601 Latimer Rd., Pacific Palisades, CA 90402	Pacific	11

CITY OF LOS ANGELES
DEPARTMENT OF RECREATION AND PARKS
SELF-CERTIFICATION FORM

YEAR: _____

Participant Name _____

Age _____
Gender M _____ F _____

Parent/Guardian Signature _____ Date _____

The participant listed above receives a free or reduced lunch through the National School Lunch Program at the public or private school attended by participant: (Name of School) _____.

APPLICANT STATEMENT: I certify that the information provided on this form is accurate and complete. I acknowledge that providing false information shall be grounds for termination from the program. I therefore authorize such verification, and will provide supporting documents if requested.

Parent Consent: I give permission for my child, whose name is listed below, to participate in the City of Los Angeles Department of Recreation and Parks Program. I authorize the City to make, procure or use photographs, film, tapes or other likenesses or Minor's physical image and/or voice as may be needed for use with program's publicity material. I agree to hold harmless the City of Los Angeles, Department of Recreation and Parks. **I understand that the City of Los Angeles carries no insurance.** I also understand the City of Los Angeles Department of Recreation and Parks Program reserves the right to dismiss a child for any conduct detrimental to the program.

DEPARTAMENTO DE RECREACIÓN Y PARQUES
CIUDAD DE LOS ÁNGELES
FORMA DE AUTO-CERTIFICACION

AÑO: 202____

Nombre del Participante: _____ Edad: _____
Sexo: M _____ F _____

Firma del Padre/Guardián _____ Fecha: _____

El participante mencionado en esta forma recibe un almuerzo gratis o reducido a través del Programa Nacional de Almuerzos Escolares en la escuela pública o privada a la que el participante atiende: (Nombre de Escuela) _____

Declaración del Participante: Yo certifico que la información proveída en esta forma es correcta y completa. Yo reconozco que proveer información falsa podría ser causa de descalificación del programa. Yo, por lo tanto autorizo tal verificación y proveeré documentos adicionales si fuesen requeridos.

Consentimiento de Padre: Yo le doy permiso a mi hijo/a, cual está nombrado en esta forma, para participar en el programa del Departamento de Recreación y Parques de la Ciudad de Los Ángeles. Autorizo que la Ciudad de Los Ángeles haga, obtenga o utilice fotografías, videos, grabaciones u otras imágenes físicas y/o de voz cuales sean necesarios para uso con el material de publicidad de éste programa. Estoy de acuerdo a mantener indemne al Departamento de Recreación y Parques de la Ciudad de Los Ángeles. **Entiendo que la Ciudad de Los Angeles no tiene aseguranza.** También entiendo que el programa del Departamento de Recreación y Parques de la Ciudad de Los Ángeles reserva el derecho a despedir a cualquier participante por cualquier conducta perjudicial al programa.

DEPARTMENT OF RECREATION
AND PARKS

BOARD OF COMMISSIONERS

SYLVIA PATSAOURAS
PRESIDENTLYNN ALVAREZ
VICE PRESIDENTTAFARAI BAYNE
NICOLE CHASE
JOSEPH HALPERHAROLD ARRIVILLAGA
BOARD SECRETARY
(213) 202-2640City of Los Angeles
CaliforniaERIC GARCETTI
MAYORMICHAEL A. SHULL
GENERAL MANAGERANTHONY-PAUL (AP) DIAZ, ESQ.
EXECUTIVE OFFICER &
CHIEF OF STAFFCATHIE SANTO DOMINGO
ASSISTANT GENERAL MANAGERJIMMY KIM
ACTING ASSISTANT GENERAL MANAGERMATTHEW RUDNICK
ACTING ASSISTANT GENERAL MANAGER

(213) 202-2633 FAX (213) 202-2614

May 10, 2021

Mr. Casey Wasserman, Chairman
LA 2028
10900 Wilshire Blvd., Suite 700
Los Angeles, CA 90024

Dear Mr. Wasserman:

This compliance certificate certifies the following matters have been met through reasonable efforts and substantially demonstrate compliance, including:

1. This YSP Project Plan for 2021/2022 constitutes a legal, valid and binding obligation of RAP;
2. The representations and warranties set forth in this compliance certificate are true and correct as of the date of certification and will be true and correct for the duration of the Program Year.
3. RAP has not, and shall not, collect more than \$10 from each Eligible Participant directly for participating in any of the Activities described in the Project Plan. By mutual approval of the parties, this fee may be adjusted over time based on actual costs to RAP or RAP Partner Providers, allowing for increased costs for activities to meet RAP Standards, consistent with meeting Quality Youth Sports Criteria;
4. The YSP Project Plan complies with all requirements of the YSA Agreement;
5. RAP has not entered into, and shall not enter into, any agreement, understanding or arrangement which would grant commercial sponsorship, affiliation or other identification rights of any kind or description with respect to the 2028 Games, LA 2028, the USOPC, the IOC, to any supplier of goods or services or to any other person or entity.
6. RAP does not and shall not discriminate on the basis of race, color, national origin, age, sex, sexual orientation, marital status, creed, religion, citizenship, ancestry or political affiliation; and




Mr. Casey Wasserman, Chairman

May 10, 2021

Page 2 of 2

7. No audit, investigation, proceeding or other inquiry known to RAP as of the event date herewith is pending by the Internal Revenue Service, the Franchise Tax Board or the Attorney General of any state with respect to RAP.

Sincerely,



Anthony-Paul Diaz, Esq.
Executive Officer & Chief of Staff